



**TOTALSOURCE<sup>®</sup>**



Catalogue

REPLACEMENT PARTS FOR  
**SCRUBBERS & SWEEPERS**











## TVH PARTS AROUND THE WORLD



-  **AUSTRALIA**  
TVH AUSTRALASIA PTY LTD  
Dandenong South (Melbourne, Victoria) -  
Richlands (Brisbane, Queensland) -  
Welspool (Perth, West Australia) -  
Wetherill Park (Sydney, New South Wales) -  
Wingfield (Adelaide, South Australia)
-  **BELGIUM**  
TVH PARTS NV  
Waregem  
TVH GROUP NV  
Waregem
-  **BRASIL**  
TVH-DINAMICA PEÇAS LTDA  
Vinhedo
-  **BULGARIA**  
TVH BULGARIA LTD  
Petrich
-  **CANADA**  
TVH CANADA LTD  
Mississauga (Ontario) - Port Coquitlam (British Columbia)
-  **CHINA**  
TVH TRADING (SHANGHAI) CO, LTD  
Shanghai - Tianjin
-  **FRANCE**  
TVH FRANCE SASU  
Wattrelos  
FRANCE HAYON SERVICE SAS  
Châteaubourg  
GLACES DISTRIBUTION INTERNATIONALE - G.D.I. SAS  
Beaufort-en-Vallée
-  **GERMANY**  
GLASSINTER GMBH  
Kirchheim unter Teck

-  **TVH PARTS**
-  **INDIA**  
TVH INDIA PVT LTD  
Pune
-  **ITALY**  
TVH ITALIA SRL  
Marano Ticino (Novara) - Torino  
CAM SRL  
Marano Ticino (Novara)
-  **MALAYSIA**  
TVH MALAYSIA SDN BHD  
Johor Bahru - Shah Alam (Kuala Lumpur)
-  **MEXICO**  
TVH MEXICO, S DE RL DE CV  
Cuautitlán Izcalli (Mexico City) - Monterrey
-  **NEW ZEALAND**  
TVH NEW ZEALAND LTD  
Christchurch - East Tamaki (Auckland)
-  **POLAND**  
TVH POLSKA SP ZOO  
Tychy
-  **RUSSIA**  
TVH RUS LLC  
Dubrovka (Moscow)
-  **SINGAPORE**  
TVH SINGAPORE PTE LTD  
Jurong
-  **SOUTH AFRICA**  
TVH PARTS SOUTH AFRICA LTD  
Briardene (Durban) - Isando (Johannesburg) -  
Korsten (Port Elizabeth) - Kraaifontein (Cape Town) - Lichtenburg -  
Richards Bay

-  **BEPCO**
-  **SPAIN**  
TVH IBERICA 2008 SL  
Badalona (Barcelona)
-  **SWEDEN**  
TVH NORDIC AB  
Ed
-  **THAILAND**  
TVH PARTS (THAILAND) LIMITED  
Bangkok
-  **TURKEY**  
TVH YEDEK PARCA TICARET AŞ  
Arnavutköy (Istanbul, European) - Tuzla (Istanbul, Asian)
-  **UNITED ARAB EMIRATES**  
TVH MIDDLE EAST FZE  
Sharjah
-  **UNITED KINGDOM**  
TVH UK LTD  
Coventry  
RENTACLAMP (COVENTRY) LIMITED  
Coventry  
CAB PARTS & ACCESSORIES LIMITED  
Crickhowell
-  **USA**  
TVH PARTS CO  
Duncan (South Carolina) - Fresno (California) - Grayslake (Illinois) -  
Harrisburg (Pennsylvania) - Miami (Florida) - Mira Loma (California) -  
Olathe (Kansas) - Shreveport (Louisiana)  
C-TECH INDUSTRIES LLC  
West Chester Township (Ohio)  
SUPERIOR SIGNALS, INC  
Olathe (Kansas)

### SALES REPRESENTATION IN THE FOLLOWING COUNTRIES:

Albania, Algeria, Austria, Bahrain, Belarus, Benin, Bosnia, Botswana, Canary Islands, Croatia, Cyprus, Denmark, Djibouti, Egypt, Estonia, Finland, Ghana, Greece, Hong Kong, Iceland, Ireland, Kosovo, Kuwait, Latvia, Lesotho, Libya, Lithuania, Macedonia, Malawi, Malta, Morocco, Mauritania, Moldova Republic, Montenegro, Mozambique, Namibia, Nigeria, Norway, Oman, Pakistan, Portugal, Qatar, Saudi Arabia, Serbia, Slovenia, Swaziland, Switzerland, Taiwan, Togo, Tunisia, Ukraine, Yemen, Zambia, Zimbabwe.



passionate people  
clear communication **happy customers**  
**smart solutions** excellent experiences  
strong ambitions

Dear customer,

In 1969 Paul Thermote and Paul Vanhalst began servicing and selling agricultural machinery, construction machinery and forklift trucks. Today, TVH is one of the most respected names in the material handling industry. Over the past 48 years we have grown from 2 founders to more than 6000 employees with offices and distribution facilities on every continent.

TVH is your all-round supplier for all quality parts and accessories for material handling, industrial vehicles and agricultural equipment. Be amazed by our extensive range of parts for all makes. In addition to some own brands, such as TotalSource®, TVH has also entered into partnerships with top quality brands.

TotalSource® comprises all parts and accessories sold by TVH for material handling and industrial equipment worldwide. TotalSource® offers our customers the widest range of brands and products with multiple options to provide the correct part for whatever environment you are working in.

Established in the USA, TotalSource® parts and accessories are your best choice for products and services with TVH's industry leading customer support, including customer service centers, technical support teams, online research programs, online and in-person training courses and an unrivaled eCommerce system.

We are committed to being the worldwide leading supplier of quality parts and accessories for the material handling, industrial and agricultural equipment industry. While we take pride in our quality products, we know that without our customers, we would not exist. We are continually striving to increase our product range and to improve our services in order to be the true one-stop shop for our valued customers.

We are looking forward to working with you.

The Thermote & Vanhalst families



Watch our  
company movie.





# HOW CAN WE SERVE YOU?



**TVH PARTS**

## All parts, all makes



Computer-controlled stock management  
> 500 000 m<sup>2</sup> of warehousing



One-stop shop  
> 750 000 stock items



Webshop & online support  
> 37 000 000 known references



Technically skilled employees  
Assistance in 37 languages  
64 nationalities



65 parts branches worldwide  
Happy customers in over 170 countries  
Same-day shipment, next-day delivery



## Quality is our priority

Is quality also a priority in your business? Rely on TVH as your partner.

In-depth product knowledge and specific testing equipment allows us to continuously improve processes and quality standards.



# TVH

## Strong brands, guaranteed quality

Reliable products and services contribute to the day-to-day success of your company. That's why we choose top quality brands for our maintenance, repair and operation products, just like you do. TotalSource is the umbrella brand of TVH for all parts, (warehouse) accessories and maintenance, repair and operations products for material handling and industrial vehicles.

In addition to those, our strong house brands guarantee an excellent range and quality standard for our mechanical and hydraulic attachments, internal transport equipment, battery chargers and accessories.

**TOTALSOURCE**<sup>®</sup>








## What can you expect more?

Our offer of **reconditioned parts** is unique in the market. Our technicians follow the strictest quality procedures to finalise the reconditioning. After extensive testing, the parts are then placed in stock.

We also repair **electronic parts** in our high-tech electronic department. Our range includes printed circuit boards, electronic speed controllers, displays, chargers, contactors, joysticks, accelerators and directional switches.



Discover our outlet store with new and second-hand products at rock-bottom prices.

Go to [www.tvh.com/tvhbay](http://www.tvh.com/tvhbay)



**Visit our webshop whenever and wherever you want.**

Request your login details now and benefit from the many advantages offered in MyTotalSource!



Discover the possibilities of the **MyTotalSource app**.

The MyTotalSource app offers you the possibility to request offers, place orders and scan bar codes of references from your smartphone.

**For any questions, call or mail our help desk for free support:**

**T +32 56 43 48 66**  
**[ecommerce@tvh.com](mailto:ecommerce@tvh.com)**

# www.tvh.com

## TVH EQUIPMENT

### Second-hand equipment & Electric warehousing



- 600 lift trucks in stock
- 300 aerial work platforms
- Telehandlers and all-terrain trucks
- Masts and attachments

Go to [www.tvh-used-equipment.com](http://www.tvh-used-equipment.com)





## Catalogues

Our catalogues give you information about the product groups, brands and makes in our range. The extensive and detailed information contains general product info, pictures and/or dimensions.

- REF 39923506 Master catalogue
- REF 39423578 Consumables & accessories
- REF 29193029 Attachments & handling equipment
- REF 25564923 Batteries, chargers & accessories
- REF 20177702 Brushes
- REF 37474860 Chains & accessories
- REF 10185471 Contactors & contacts
- REF 39427595 Electronic accessories
- REF 31072159 Energic Plus
- REF 34167446 Engine parts
- REF 10727802 Exhaust systems
- REF 33113100 Fluke
- REF 20177906 Fuses & fuse holders
- REF 29127398 Grammer seats
- REF 31331437 Hydraulic parts & accessories
- REF 19949421 Key switches
- REF 12594102 Labels & decals
- REF 31072165 Lights & bulbs
- REF 22802499 LPG system parts
- REF 7872482 Mast rollers
- REF 26501928 Paint & accessories
- REF 31072162 Pallet truck parts
- REF 7835233 Potentiometers & encoders
- REF 7083552 Relays
- REF 12726578 Replacement parts for Genie
- REF 15069637 Replacement parts for Haulotte
- REF 12613028 Replacement parts for JLG
- REF 20769251 Replacement parts for scrubbers & sweepers
- REF 24154086 Replacement parts for tail lifts
- REF 27506014 Seats & accessories
- REF 6252659 Starters & alternators
- REF 34744204 Tracks & undercarriage parts
- REF 24337660 Tyres, rims & accessories
- REF 7072186 Wheel brake & master cylinders
- REF 31072155 Wheels, rollers & castors
- REF 34609026 Windshields & glazing

Range of filters available in MyProductSearch, MyPartsFinder and via [tvh.com/downloads](http://tvh.com/downloads)



## Product specials

We gladly keep you informed of our extensive product range. In addition to our catalogues we present you our 'product specials': useful brochures that will guide you within specific product categories.

- REF 31346611 Air conditioning
- REF 14372877 Document & accessories holders
- REF 21735662 Drum handling & accessories
- REF 31642339 Electronic accessories
- REF 22835159 Force professional tools
- REF 38742387 Forks & accessories
- REF 21720627 Hardware special
- REF 21713854 Hydraulic power units
- REF 18178749 Jacks & supports
- REF 22775197 LED lights
- REF 38088053 LED lights & consumables for trailer-mounted equipment
- REF 21841408 Lubrication & accessories
- REF 20778928 Mirrors
- REF 37575584 Personal care & cleaning products
- REF 17868205 Press special
- REF 28975226 Safety equipment for aerial work platforms
- REF 31773321 Safety products
- REF 20963014 Skips, scoops & crane jibs
- REF 33349886 Stainless steel handling products
- REF 36108454 Summertime products
- REF 38199702 Winter products

**About TVH and TotalSource ..... I**

**Table of contents ..... A**

- English ..... A
- Dutch ..... C
- French ..... E
- German ..... G
- Spanish ..... I
- Portuguese ..... K
- Italian ..... M
- Polish ..... O
- Russian ..... Q

**Nice to know ..... 1**

- Nice to know ..... 2

**Scrubber & sweeper parts used for: ..... 9**

- ADIATEK ..... 9
- ADVANCE-NILFISK ..... 13
- ALTO ..... 27
- AMERICAN LINCOLN ..... 29
- COMAC ..... 43
- DULEVO ..... 57
- EUREKA ..... 77
- FIMAP ..... 81
- FIORENTINI ..... 83
- FLOORPUL ..... 91
- GANSOW IPC ..... 97
- HAKO ..... 105
- KARCHER ..... 125
- NILFISK ..... 137
- POWERBOSS ..... 169
- RCM ..... 181
- TASKI ..... 187
- TENNANT ..... 191
- WETROK ..... 237

**Universal parts & workshop accessories ..... 241**

- Standard floor pads ..... 242
- High-speed pads ..... 244
- Rollers ..... 246
- Load wheels ..... 246
- Press-on wheels ..... 248
- Seats ..... 248
- Suction pipes ..... 249
- Fittings ..... 249
- Cables ..... 249
- Magnetic Sweeper ..... 250
- Lazy Sweeper® broom ..... 251
- SmartSweep® floor sweeper ..... 252
- Hydro Sweeper ..... 253
- Mini Sweeper ..... 254

- Maxi Sweeper ..... 255
- Deep-cycle batteries for scrubbers & sweepers ..... 256
- SB/SBE/SBX connectors ..... 257
- Battery connector chart ..... 257
- High-frequency chargers ..... 258
- High-frequency chargers with pre-installed air pump kit ..... 261
- HF multivoltage battery charger ..... 262
- Accessories for HF chargers ..... 262
- Built-in chargers ..... 264
- Standard built-in chargers ..... 265
- Battery regenerator ..... 268
- Energic Replus battery regenerator ..... 269
- BMS system: wireless detection of bad cells ..... 272
- FLUKE 279FC thermal multimeter ..... 274
- Digital density meter ..... 275
- BDX battery discharger/analyser ..... 276
- Battery safety kit ..... 277
- Spill kit 20 l ..... 277
- Battery discharge indicators ..... 278
- Battery discharge indicators/controllers ..... 278
- Battery discharge controller/hour meter ..... 278
- Battery discharge controllers ..... 280
- Battery charge meters (no BDI) ..... 281
- Hour meters – analogue ..... 282
- Hour meters – analogue with pointer ..... 283
- Hour meters – digital ..... 284
- Hour meters – analogue square ..... 286
- Hour meters – digital square ..... 287
- Curtis ..... 288
- Elektrosistem ..... 289
- PG Drives Technology ..... 290
- Sevcon ..... 291
- SME ..... 292
- Electronics department ..... 293
- Back-up alarms ..... 294
- Strobe lights ..... 295
- Document holders ..... 296
- Classic floor cleaner ..... 298
- Industrial floor cleaner ..... 298
- Paint ..... 299
- Flag ..... 300
- Self-adhesive antiskid rolls ..... 300
- Antiskid spray ..... 300
- Antislip coating ..... 300
- Handbrush ..... 301
- Dustpan with handbrush ..... 301
- Dustpan ..... 301
- Powdered latex gloves ..... 302
- Gloves ..... 302
- Chemical gloves ..... 303
- Premium quality hand soap ..... 304



ENGLISH

- Cleaning tissue.....304
- Hand cleaner wipes.....304
- New & reconditioned engines .....305
- Engine parts .....305

**Over TVH en TotalSource ..... I**

**Inhoudsopgave ..... A**

- Engels ..... A
- Nederlands ..... C
- Frans ..... E
- Duits ..... G
- Spaans ..... I
- Portugees ..... K
- Italiaans ..... M
- Pools ..... O
- Russisch ..... Q

**Goed om weten ..... 1**

- Goed om weten ..... 2

**Onderdelen voor veeg- & schrobzuigmachines geschikt voor: ..... 9**

- ADIATEK ..... 9
- ADVANCE-NILFISK ..... 13
- ALTO ..... 27
- AMERICAN LINCOLN ..... 29
- COMAC ..... 43
- DULEVO ..... 57
- EUREKA ..... 77
- FIMAP ..... 81
- FIORENTINI ..... 83
- FLOORPUL ..... 91
- GANSOW IPC ..... 97
- HAKO ..... 105
- KÄRCHER ..... 125
- NILFISK ..... 137
- POWERBOSS ..... 169
- RCM ..... 181
- TASKI ..... 187
- TENNANT ..... 191
- WETROK ..... 237

**Universele onderdelen & werkplaatsaccessoires ..... 241**

- Standaard vloerpads ..... 242
- Vloerpads voor hoge snelheden ..... 244
- Rollen ..... 246
- Lastwielen ..... 246
- Persbandages ..... 248
- Zetels ..... 248
- Aanzuigleidingen ..... 249
- Koppelingen ..... 249
- Kabels ..... 249
- Magnetic Sweeper ..... 250
- Lazy Sweeper®-borstel ..... 251
- SmartSweep®-veegoplossing ..... 252

- Hydro Sweeper ..... 253
- Mini Sweeper ..... 254
- Maxi Sweeper ..... 255
- Deep-cycle-batterijen voor veeg- & schrobzuig-  
machines ..... 256
- SB/SBE/SBX-connectoren ..... 257
- Batterijconnectortabel ..... 257
- Hoogfrequente laders ..... 258
- Hoogfrequente laders met voorgeïnstalleerde  
luchtpomp ..... 261
- Hoogfrequente multivoltage batterijlader ..... 262
- Accessoires voor hoogfrequente laders ..... 262
- Inbouwladers ..... 264
- Standaard inbouwladers ..... 265
- Batterijregenerator ..... 268
- Energic Replus batterijregenerator ..... 269
- BMS-systeem: draadloze detectie van defecte cellen ..... 272
- FLUKE 279FC multimeter met warmtebeeld-  
technologie ..... 274
- Digitale dichtheidsmeter ..... 275
- BDX batterijontlader/-analysator ..... 276
- Batterijveiligheidskits ..... 277
- Interventiekits 20 l ..... 277
- Batterijontladingsindicatoren ..... 278
- Batterijontladingsindicatoren/-meters ..... 278
- Batterijontladingsmeter/uurmeter ..... 278
- Batterijontladingsmeters ..... 280
- Batterijladingmeters (geen BDI) ..... 281
- Uurmeters – analoog ..... 282
- Uurmeters – analoog met aanwijzer ..... 283
- Uurmeters – digitaal ..... 284
- Uurmeters – analoog vierkant ..... 286
- Uurmeters – digitaal vierkant ..... 287
- Curtis ..... 288
- Elektrosysteem ..... 289
- PG Drives Technology ..... 290
- Sevcon ..... 291
- SME ..... 292
- Elektronica-afdeling ..... 293
- Achteruitrijalarmen ..... 294
- Flitslichten ..... 295
- Documentenhouders ..... 296
- Klassieke vloerreinigingszeep ..... 298
- Industriële vloerreinigingszeep ..... 298
- Verf ..... 299
- Vlag ..... 300
- Zelfklevende antisliprollen ..... 300
- Antislipspray ..... 300
- Antislipcoating ..... 300
- Handborstel ..... 301
- Blik met handborstel ..... 301
- Blik ..... 301

## NEDERLANDS

|  |     |
|--|-----|
| · Gepoederde latexhandschoenen.....        | 302 |
| · Handschoenen .....                       | 302 |
| · Chemicaliënbestendige handschoenen ..... | 303 |
| · Premiumkwaliteit handzeep .....          | 304 |
| · Papierrol .....                          | 304 |
| · Handreinigingsdoekjes.....               | 304 |
| · Nieuwe & gereconditioneerde motoren..... | 305 |
| · Motoronderdelen .....                    | 305 |



**À propos de TVH & TotalSource ..... I**

**Table des matières ..... A**

- Anglais ..... A
- Néerlandais ..... C
- Français ..... E
- Allemand ..... G
- Espagnol ..... I
- Portugais ..... K
- Italien ..... M
- Polonais ..... O
- Russe ..... Q

**Bon à savoir ..... 1**

- Bon à savoir ..... 2

**Pièces pour autolaveuses & balayuses  
utilisées pour : ..... 9**

- ADIATEK ..... 9
- ADVANCE-NILFISK ..... 13
- ALTO ..... 27
- AMERICAN LINCOLN ..... 29
- COMAC ..... 43
- DULEVO ..... 57
- EUREKA ..... 77
- FIMAP ..... 81
- FIORENTINI ..... 83
- FLOORPUL ..... 91
- GANSOW IPC ..... 97
- HAKO ..... 105
- KARCHER ..... 125
- NILFISK ..... 137
- POWERBOSS ..... 169
- RCM ..... 181
- TASKI ..... 187
- TENNANT ..... 191
- WETROK ..... 237

**Pièces universelles & accessoires d'atelier ..... 241**

- Disques de polissage standard ..... 242
- Disques à haute vitesse ..... 244
- Galets ..... 246
- Roues porteuses ..... 246
- Bandages ..... 248
- Sièges ..... 248
- Tuyaux d'aspiration ..... 249
- Raccords ..... 249
- Câbles ..... 249
- Magnetic Sweeper ..... 250
- Balai Lazy Sweeper® ..... 251
- Solution de nettoyage SmartSweep® ..... 252
- Hydro Sweeper ..... 253

- Mini Sweeper ..... 254
- Maxi Sweeper ..... 255
- Batteries à cycle profond pour autolaveuses & balayuses ..... 256
- Connecteurs SB/SBE/SBX ..... 257
- Tableau des connecteurs de batteries ..... 257
- Chargeurs haute fréquence ..... 258
- Chargeurs haute fréquence avec kit pompe à air préinstallé ..... 261
- Chargeur de batterie haute fréquence multi-tension ..... 262
- Accessoires pour chargeurs haute fréquence ..... 262
- Chargeurs intégrés ..... 264
- Chargeurs intégrés standard ..... 265
- Régénérateur de batterie ..... 268
- Régénérateur de batterie Energic Replus ..... 269
- Système BMS : détection sans fil des cellules défectueuses ..... 272
- Multimètre thermique Fluke 279 FC ..... 274
- Densimètre numérique ..... 275
- Déchargeur/analyseur de batterie BDX ..... 276
- Kit de sécurité pour batterie ..... 277
- Kit d'intervention 20 L ..... 277
- Indicateurs de décharge de batterie ..... 278
- Indicateurs/contrôleurs de décharge de batterie ..... 278
- Contrôleur de décharge de batterie et horamètre ..... 278
- Contrôleurs de décharge de batterie ..... 280
- Indicateurs de charge de batterie (sans indicateur de décharge de batterie) ..... 281
- Horamètres – analogiques ..... 282
- Horamètres – analogiques avec pointeur ..... 283
- Horamètres – numériques ..... 284
- Horamètres – analogiques carrés ..... 286
- Horamètres – numériques carrés ..... 287
- Curtis ..... 288
- Elektrosistem ..... 289
- PG Drives Technology ..... 290
- Sevcon ..... 291
- SME ..... 292
- Département 'Electronics' ..... 293
- Alarmes de recul ..... 294
- Feux à éclats ..... 295
- Porte-documents ..... 296
- Nettoyant sol classique ..... 298
- Nettoyant sol industriel ..... 298
- Peinture ..... 299
- Drapeau ..... 300
- Rouleaux antidérapants auto-adhésifs ..... 300
- Spray antidérapant ..... 300
- Revêtement antidérapant ..... 300
- Balayette ..... 301
- Pelle à poussière avec balayette ..... 301
- Pelle à poussière ..... 301

FRANÇAIS

- Gants poudrés en latex.....302
- Gants .....302
- Chemical gloves .....303
- Savon à main qualité premium.....304
- Rouleaux de papier d'essuyage .....304
- Lingettes nettoyantes pour les mains.....304
- Moteurs neufs et remis à neuf .....305
- Pièces moteur.....305

**Über TVH und TotalSource ..... I**

**Inhaltsverzeichnis ..... A**

- Englisch ..... A
- Niederländisch ..... C
- Französisch ..... E
- Deutsch ..... G
- Spanisch ..... I
- Portugiesisch ..... K
- Italienisch ..... M
- Polnisch ..... O
- Russisch ..... Q

**Gut zu wissen ..... 1**

- Gut zu wissen ..... 2

**Ersatzteile für Scheuersaug- und Kehrmaschinen verwendet für: ..... 9**

- ADIATEK ..... 9
- ADVANCE-NILFISK ..... 13
- ALTO ..... 27
- AMERICAN LINCOLN ..... 29
- COMAC ..... 43
- DULEVO ..... 57
- EUREKA ..... 77
- FIMAP ..... 81
- FIORENTINI ..... 83
- FLOORPUL ..... 91
- GANSOW IPC ..... 97
- HAKO ..... 105
- KARCHER ..... 125
- NILFISK ..... 137
- POWERBOSS ..... 169
- RCM ..... 181
- TASKI ..... 187
- TENNANT ..... 191
- WETROK ..... 237

**Universelle Ersatzteile & Werkstattzubehör ... 241**

- Standard-Schleifpads ..... 242
- Hochgeschwindigkeitspads ..... 244
- Rollen ..... 246
- Lasträder ..... 246
- Bandagen ..... 248
- Fahrersitze ..... 248
- Saugleitungen ..... 249
- Verbindungsstücke ..... 249
- Kabel ..... 249
- Magnetic sweeper ..... 250
- Lazy Sweeper®-Kehrbesen ..... 251
- SmartSweep®-Kehrsaugmaschine ..... 252
- Hydro Sweeper ..... 253

- Mini Sweeper ..... 254
- Maxi Sweeper ..... 255
- Tiefzyklusbatterien für Scheuersaug- & Kehrmaschinen ..... 256
- SB/SBE/SBX-Batteriestecker ..... 257
- Batteriestecker-Tabelle ..... 257
- Hochfrequenz-Ladegeräte ..... 258
- Hochfrequenz-Ladegeräte mit vorinstallierter Luftpumpe ..... 261
- HF-Multispannungs-BatterieLadegerät ..... 262
- Zubehör für HF-Ladegeräte ..... 262
- Einbauladegeräte ..... 264
- Standard-Einbauladegeräte ..... 265
- Batterie-Regenerator ..... 268
- Energic Replus-Batterie-Regenerator ..... 269
- BMS-System: Drahtlose Erfassung schwacher Zellen ..... 272
- FLUKE 279FC Wärmebild-Multimeter ..... 274
- Digitales Dichtemessgerät ..... 275
- BDX-Batterieentlade-/Analysegerät ..... 276
- Batterie-Sicherheitspaket ..... 277
- Leckage-Notfallsatz 20 l ..... 277
- Batterieentladeanzeigen ..... 278
- Batterieentladeanzeigen/-regler ..... 278
- Batterieentladeregler/Betriebsstundenzähler ..... 278
- Batterieentladeregler ..... 280
- Batterie-Ladezustandsmesser (keine BDI) ..... 281
- Betriebsstundenzähler – analog ..... 282
- Betriebsstundenzähler – analog mit Zeiger ..... 283
- Betriebsstundenzähler – digital ..... 284
- Betriebsstundenzähler – analog quadratisch ..... 286
- Betriebsstundenzähler – digital quadratisch ..... 287
- Curtis ..... 288
- Elektrosystem ..... 289
- PG Drives Technology ..... 290
- Sevcon ..... 291
- SME ..... 292
- Elektronikabteilung ..... 293
- Rückfahralarme ..... 294
- Blitzleuchten ..... 295
- Dokumentenhalter ..... 296
- Üblicher Bodenreiniger ..... 298
- Industrieller Bodenreiniger ..... 298
- Farbe ..... 299
- Fahne ..... 300
- Selbstklebende rutschfeste Rollen ..... 300
- Antirutschspray ..... 300
- Rutschhemmende Beschichtung ..... 300
- Handfeger ..... 301
- Kehrblech mit Handfeger ..... 301
- Kehrblech ..... 301
- Gepuderte Latexhandschuhe ..... 302
- Handschuhe ..... 302



- Chemische Handschuhe .....303
- Handseife von Premium-Qualität.....304
- Reinigungstuch .....304
- Handreinigungstücher .....304
- Neue & überholte Motoren.....305
- Motorersatzteile.....305

**Acerca de TVH y TotalSource ..... I**

**Índice ..... A**

- Inglés ..... A
- Neerlandés ..... C
- Francés ..... E
- Alemán ..... G
- Español ..... I
- Portugués ..... K
- Italiano ..... M
- Polaco ..... O
- Ruso ..... Q

**¿Sabía que...? ..... 1**

- ¿Sabía que...? ..... 2

**Recambios para fregadoras & barredoras utilizados para: ..... 9**

- ADIATEK ..... 9
- ADVANCE-NILFISK ..... 13
- ALTO ..... 27
- AMERICAN LINCOLN ..... 29
- COMAC ..... 43
- DULEVO ..... 57
- EUREKA ..... 77
- FIMAP ..... 81
- FIORENTINI ..... 83
- FLOORPUL ..... 91
- GANSOW IPC ..... 97
- HAKO ..... 105
- KÄRCHER ..... 125
- NILFISK ..... 137
- POWERBOSS ..... 169
- RCM ..... 181
- TASKI ..... 187
- TENNANT ..... 191
- WETROK ..... 237

**Recambios & accesorios universales de taller .. 241**

- Almohadillas estándares para piso ..... 242
- Almohadillas para altas velocidades ..... 244
- Rodillos ..... 246
- Ruedas de carga ..... 246
- Bandajes ..... 248
- Asientos ..... 248
- Tubos de aspiración ..... 249
- Racores ..... 249
- Cables ..... 249
- Magnetic Sweeper ..... 250
- Escoba Lazy Sweeper® ..... 251
- Barredora de piso SmartSweep® ..... 252
- Hydro Sweeper ..... 253

- Mini Sweeper ..... 254
- Maxi Sweeper ..... 255
- Baterías de ciclo profundo para fregadoras & barredoras ..... 256
- Conectores SB/SBE/SBX ..... 257
- Tabla de conectores de batería ..... 257
- Cargadores de alta frecuencia ..... 258
- Cargadores de alta frecuencia con kit de bomba de aire preinstalado ..... 261
- Cargador de batería multivoltaje de alta frecuencia ..... 262
- Accesorios para cargadores de alta frecuencia ..... 262
- Cargadores incorporados ..... 264
- Cargadores incorporados estándares ..... 265
- Regenerador de batería ..... 268
- Regenerador de baterías Energic REPLUS ..... 269
- Sistema BMS: detección inalámbrica de células defectuosas ..... 272
- Multímetro termográfico FLUKE 279FC ..... 274
- Densímetro digital ..... 275
- Descargador/analizador de batería BDX ..... 276
- Kit de seguridad para la batería ..... 277
- Kit contra derrames 20 L ..... 277
- Indicadores de descarga de batería ..... 278
- Indicadores/controladores de descarga de batería ..... 278
- Controlador de descarga de batería/cuentahoras ..... 278
- Controladores de descarga de batería ..... 280
- Medidores de carga de batería (Sin BDI) ..... 281
- Contador de horas – análogo ..... 282
- Contador de horas – analógico con indicador ..... 283
- Contador de horas – digital ..... 284
- Contador de horas – cuadrado analógico ..... 286
- Contador de horas – cuadrado digital ..... 287
- Curtis ..... 288
- Elektrosistem ..... 289
- PG Drives Technology ..... 290
- Sevcon ..... 291
- SME ..... 292
- Departamento de electrónica ..... 293
- Alarmas de marcha atrás ..... 294
- Destellantes ..... 295
- Portadocumentos ..... 296
- Limpiador de suelos clásico ..... 298
- Limpiador de suelos industrial ..... 298
- Pintura ..... 299
- Bandera ..... 300
- Rodillos antideslizantes autoadhesivos ..... 300
- Spray antideslizante ..... 300
- Revestimiento antideslizante ..... 300
- Cepillo de mano ..... 301
- Recogedor y escobilla ..... 301
- Recogedor ..... 301
- Guantes de látex empolvados ..... 302

- Guantes .....302
- Guantes resistentes a los químicos .....303
- Jabón de manos de excelente calidad .....304
- Toallitas limpiadoras .....304
- Toallitas limpiadoras de manos.....304
- Motores nuevos y reacondicionados .....305
- Recambios de motor.....305



**Sobre a TVH e TotalSource ..... I**

**Índice ..... A**

- Inglês ..... A
- Holandês ..... C
- Francês ..... E
- Alemão ..... G
- Espanhol ..... I
- Português ..... K
- Italiano ..... M
- Polaco ..... O
- Russo ..... Q

**Bom de saber ..... 1**

- Bom de saber ..... 2

**Peças de esfregadeiras & varredouras usadas para: ..... 9**

- ADIATEK ..... 9
- ADVANCE-NILFISK ..... 13
- ALTO ..... 27
- AMERICAN LINCOLN ..... 29
- COMAC ..... 43
- DULEVO ..... 57
- EUREKA ..... 77
- FIMAP ..... 81
- FIORENTINI ..... 83
- FLOORPUL ..... 91
- GANSOW IPC ..... 97
- HAKO ..... 105
- KARCHER ..... 125
- NILFISK ..... 137
- POWERBOSS ..... 169
- RCM ..... 181
- TASKI ..... 187
- TENNANT ..... 191
- WETROK ..... 237

**Peças universais & acessórios para oficina ..... 241**

- Discos de limpeza padrão ..... 242
- Discos de limpeza alta velocidade ..... 244
- Rodas de rolo ..... 246
- Rodas de carga ..... 246
- Rodas de pressão ..... 248
- Bancos ..... 248
- Tubos de sucção ..... 249
- Encaixes ..... 249
- Cabos ..... 249
- Vassoura magnética ..... 250
- Vassoura Lazy Sweeper® ..... 251
- Verredoura SmartSweep® ..... 252
- Hydro Sweeper ..... 253

- Mini Sweeper ..... 254
- Maxi Sweeper ..... 255
- Baterias de ciclo profundo para esfregadeiras & varredouras ..... 256
- Conectores SB/SBE/SBX ..... 257
- Gráfico do conector de bateria ..... 257
- Carregadores de alta frequência ..... 258
- Carregadores de alta frequência com kit de bomba de ar pré-instalado ..... 261
- Carregador de bateria multivoltagem HF ..... 262
- Acessórios para carregadores HF ..... 262
- Carregadores integrados ..... 264
- Carregadores integrados padrão ..... 265
- Regenerador de bateria ..... 268
- Regenerador de bateria Energic Replus ..... 269
- Sistema BMS: deteção sem fios de células em mau estado ..... 272
- Multímetro térmico FLUKE 279FC ..... 274
- Medidor de densidade digital ..... 275
- Descarregador/analizador de bateria BDx ..... 276
- Kits de segurança da bateria ..... 277
- Kit de derramamento 20 l ..... 277
- Indicadores de descarga da bateria ..... 278
- Indicadores/controladores de descarga da bateria ..... 278
- Controladores de descarga da bateria/conta-horas ..... 278
- Controladores de descarga da bateria ..... 280
- Medidores de carga da bateria (sem BDI) ..... 281
- Conta-horas – analógico ..... 282
- Conta-horas – analógico com indicador ..... 283
- Conta-horas – digital ..... 284
- Conta-horas – analógico quadrado ..... 286
- Conta-horas – digital quadrado ..... 287
- Curtis ..... 288
- Elektrosistem ..... 289
- PG Drives Technology ..... 290
- Sevcon ..... 291
- SME ..... 292
- Departamento eletrónico ..... 293
- Alarmes de marcha-trás ..... 294
- Luz estroboscópica ..... 295
- Porta-documentos ..... 296
- Produto tradicional para limpeza do chão ..... 298
- Produto industrial para limpeza do chão ..... 298
- Pintura ..... 299
- Bandeira ..... 300
- Rolos autoadesivos antiderrapantes ..... 300
- Spray antiderrapante ..... 300
- Revestimento antideslizante ..... 300
- Escova de mão ..... 301
- Pá de lixo com escova de mão ..... 301
- Pá de lixo ..... 301
- Luvas de látex com pó ..... 302

- Luvas .....302
- Luvas químicas .....303
- Sabão de mão qualidade Premium.....304
- Pano de limpeza .....304
- Toalhetes para limpar as mãos .....304
- Motores novos & reconicionados.....305
- Peças para motores .....305

**A proposito di TVH e TotalSource ..... I**

**Tavola dei contenuti ..... A**

- Inglese ..... A
- Olandese ..... C
- Francese ..... E
- Tedesco ..... G
- Spagnolo ..... I
- Portoghese ..... K
- Italiano ..... M
- Polacco ..... O
- Russo ..... Q

**Utile da sapere ..... 1**

- Utile da sapere ..... 2

**Ricambi di lavapavimenti e spazzatrici per: ..... 9**

- ADIATEK ..... 9
- ADVANCE-NILFISK ..... 13
- ALTO ..... 27
- AMERICAN LINCOLN ..... 29
- COMAC ..... 43
- DULEVO ..... 57
- EUREKA ..... 77
- FIMAP ..... 81
- FIORENTINI ..... 83
- FLOORPUL ..... 91
- GANSOW IPC ..... 97
- HAKO ..... 105
- KARCHER ..... 125
- NILFISK ..... 137
- POWERBOSS ..... 169
- RCM ..... 181
- TASKI ..... 187
- TENNANT ..... 191
- WETROK ..... 237

**Ricambi universali & accessori da officina ..... 241**

- Dischi pavimento standard ..... 242
- Pad ad alta velocità ..... 244
- Ruote ..... 246
- Ruote di carico ..... 246
- Ruote da pressare ..... 248
- Sedili ..... 248
- Tubi aspirazione ..... 249
- Raccordi ..... 249
- Cavi ..... 249
- Spazzatrice magnetica ..... 250
- Spazzola Lazy Sweeper® ..... 251
- Soluzione di pulizia SmartSweep® ..... 252
- Hydro Sweeper ..... 253
- Mini Sweeper ..... 254

- Maxi Sweeper ..... 255
- Batterie deep-cycle per lavapavimenti & spazzatrici ..... 256
- Connettori SB/SBE/SBX ..... 257
- Tabella connettori batteria ..... 257
- Caricabatterie ad alta frequenza ..... 258
- Caricabatterie ad alta frequenza con kit pompa  
aria preinstallato ..... 261
- Caricabatterie HF multivoltaggio ..... 262
- Accessori per caricabatterie HF ..... 262
- Caricabatterie incorporati ..... 264
- Caricabatterie incorporati standard ..... 265
- Rigeneratore di batteria ..... 268
- Rigeneratore di batteria Energic Replus ..... 269
- Sistema BMS: rilevamento wireless delle celle  
malfunzionanti ..... 272
- Multimetro termico FLUKE 279FC ..... 274
- Densimetro digitale ..... 275
- Scaricatore / analizzatore di batteria BDX ..... 276
- Kit di sicurezza batteria ..... 277
- Kit perdite 20 l ..... 277
- Indicatore batteria scarica ..... 278
- Indicatori/controlli batteria scarica ..... 278
- Controlli batteria scarica/contaore ..... 278
- Controlli batteria scarica ..... 280
- Misuratori carica batteria (senza indicatore  
batteria scarica) ..... 281
- Contaore – analogici ..... 282
- Contaore – analogici con puntatore ..... 283
- Contaore – digitale ..... 284
- Contaore – analogici quadrati ..... 286
- Contaore – digitale quadrato ..... 287
- Curtis ..... 288
- Elektrosistem ..... 289
- PG Drives Technology ..... 290
- Sevcon ..... 291
- SME ..... 292
- Dipartimento elettronica ..... 293
- Cicalini di retromarcia ..... 294
- Lampeggianti a LED ..... 295
- Porta documenti ..... 296
- Detergente pavimenti classico ..... 298
- Detergente pavimenti industriale ..... 298
- Vernice ..... 299
- Bandiera ..... 300
- Rotoli adesivo antiscivolo ..... 300
- Spray antiscivolo ..... 300
- Rivestimento antiscivolo ..... 300
- Scopino ..... 301
- Paletta e scopino ..... 301
- Paletta ..... 301
- Guanti di latex con polvere ..... 302
- Guanti ..... 302

|  |     |
|--|-----|
| · Guanti di protezione chimica.....          | 303 |
| · Sapone per le mani di qualità premium..... | 304 |
| · Tessuto per la pulizia.....                | 304 |
| · Salviette lavamani.....                    | 304 |
| · Motori nuovi e ricondizionati.....         | 305 |
| · Ricambi motore.....                        | 305 |

## 0 TVH i TotalSource ..... I

### Spis treści ..... A

|               |   |
|---------------|---|
| · Angielski   | A |
| · Holenderski | C |
| · Francuski   | E |
| · Niemiecki   | G |
| · Hiszpański  | I |
| · Portugalski | K |
| · Włoski      | M |
| · Polski      | O |
| · Rosyjski    | Q |

### Dobrze wiedzieć ..... 1

|                   |   |
|-------------------|---|
| · Dobrze wiedzieć | 2 |
|-------------------|---|

### Części do zamiatarek i szorowarek stosowane w maszynach marki : ..... 9

|                    |     |
|--------------------|-----|
| · ADIATEK          | 9   |
| · ADVANCE-NILFISK  | 13  |
| · ALTO             | 27  |
| · AMERICAN LINCOLN | 29  |
| · COMAC            | 43  |
| · DULEVO           | 57  |
| · EUREKA           | 77  |
| · FIMAP            | 81  |
| · FIORENTINI       | 83  |
| · FLOORPUL         | 91  |
| · GANSOW IPC       | 97  |
| · HAKO             | 105 |
| · KARCHER          | 125 |
| · NILFISK          | 137 |
| · POWERBOSS        | 169 |
| · RCM              | 181 |
| · TASKI            | 187 |
| · TENNANT          | 191 |
| · WETROK           | 237 |

### Uniwersalne części zamienne i akcesoria warsztatowe ..... 241

|   |     |
|---|-----|
| · Standardowe pady                      | 242 |
| · Szybkie pady                          | 244 |
| · Koła jezdne                           | 246 |
| · Koła ładunkowe                        | 246 |
| · Opaski na koła                        | 248 |
| · Fotele                                | 248 |
| · Rury ssące                            | 249 |
| · Armatura                              | 249 |
| · Kable                                 | 249 |
| · Zamiatarka magnetyczna                | 250 |
| · Szczotka Lazy Sweeper®                | 251 |
| · Zastosowania SmartSweep® w sprzątaniu | 252 |

|  |     |
|--|-----|
| · Hydro Sweeper  | 253 |
| · Mini Sweeper   | 254 |
| · Maxi sweeper   | 255 |
| · Baterie głębokiego cyklu co zamiatarek i szorowarek                      | 256 |
| · Złącza SB/SBE/SBX  | 257 |
| · Tabela tączników baterii   | 257 |
| · Ładowarki wysokiej częstotliwości  | 258 |
| · Ładowarki wysokiej częstotliwości z zamontowanym zestawem napowietrzania | 261 |
| · Wielonapięciowa ładowarka do akumulatorów HF                             | 262 |
| · Akcesoria do ładowarek   | 262 |
| · Ładowarki wbudowane  | 264 |
| · Standardowe wbudowane ładowarki  | 265 |
| · Regenerator do baterii   | 268 |
| · Regeneratory do baterii Energic Replus                                   | 269 |
| · System BMS: bezprzewodowe wykrywanie uszkodzonych ogniw                  | 272 |
| · Multimetr termiczny FLUKE 279FC  | 274 |
| · Cyfrowy miernik gęstości   | 275 |
| · BDX rozładowywarka/analizator baterii                                    | 276 |
| · Zestawy do zabezpieczania akumulatorów                                   | 277 |
| · Zestaw do rozlewania 20 l  | 277 |
| · Wskaźniki rozładowania baterii   | 278 |
| · Sterowniki/Wskaźniki rozładowania baterii                                | 278 |
| · Sterowniki rozładowania baterii/wskaźnik godzin pracy                    | 278 |
| · Sterowniki rozładowania baterii  | 280 |
| · Mierniki naładowania baterii (bez BDI)                                   | 281 |
| · Liczniki godzin roboczych – analogowe                                    | 282 |
| · Liczniki godzin roboczych – analogowe ze wskaźnikiem                     | 283 |
| · Liczniki godzin roboczych – cyfrowe                                      | 284 |
| · Liczniki godzin roboczych – analogowe kwadratowe                         | 286 |
| · Liczniki godzin roboczych – cyfrowe kwadratowe                           | 287 |
| · Curtis   | 288 |
| · Elektrosystem  | 289 |
| · PG Drives Technology   | 290 |
| · Sevcon   | 291 |
| · SME  | 292 |
| · Dział elektroniki  | 293 |
| · Alarmy cofania   | 294 |
| · Światła stroboskopowe  | 295 |
| · Etui na dokumenty  | 296 |
| · Klasyczne środek do czyszczenia podtóg                                   | 298 |
| · Przemysłowy środek do czyszczenia podtóg                                 | 298 |
| · Farba  | 299 |
| · Flaga  | 300 |
| · Samoprzylepna taśma antypoślizgowa                                       | 300 |
| · Aeroszol antypoślizgowy  | 300 |
| · Powłoka antypoślizgowa   | 300 |
| · Szczotka   | 301 |
| · Szczotka z szufelką  | 301 |



|  |     |
|--|-----|
| · Szufelka.....                        | 301 |
| · Rękawiczki lateksowe, pudrowane..... | 302 |
| · Rękawiczki.....                      | 302 |
| · Rękawice chemiczne.....              | 303 |
| · Wysokiej jakości mydło do rąk.....   | 304 |
| · Chusteczki do czyszczenia.....       | 304 |
| · Chusteczki do czyszczenia dłoni..... | 304 |
| · Nowe i regenerowane silniki.....     | 305 |
| · Części do silników.....              | 305 |

**Кратко о TVH и TotalSource ..... I**

**Оглавление ..... A**

- Английский ..... A
- Нидерландский ..... C
- Французский ..... E
- Немецкий ..... G
- Испанский ..... I
- Португальский ..... K
- Итальянский ..... M
- Польский ..... O
- Русский ..... Q

**Полезно знать ..... 1**

- Полезно знать ..... 2

**Части подметально-уборочной машины, используемы для: ..... 9**

- ADIATEK ..... 9
- ADVANCE-NILFISK ..... 13
- ALTO ..... 27
- AMERICAN LINCOLN ..... 29
- COMAC ..... 43
- DULEVO ..... 57
- EUREKA ..... 77
- FIMAP ..... 81
- FIORENTINI ..... 83
- FLOORPUL ..... 91
- GANSOW IPC ..... 97
- HAKO ..... 105
- KARCHER ..... 125
- NILFISK ..... 137
- POWERBOSS ..... 169
- RCM ..... 181
- TASKI ..... 187
- TENNANT ..... 191
- WETROK ..... 237

**УНИВЕРСАЛЬНЫЕ ЗАПЧАСТИ И АКСЕССУАРЫ ДЛ Я РЕМЗОНЫ ..... 241**

- Стандартные напольные плиты ..... 242
- Высокоскоростные накладки ..... 244
- Рулонные колеса ..... 246
- Грузовые колеса ..... 246
- Нажимные колеса ..... 248
- Кресла ..... 248
- Всасывающие трубки ..... 249
- Фитинги ..... 249
- Кабели ..... 249
- Подметальное устройство с магнитом ..... 250
- Подметальное устройство Lazy Sweeper® ..... 251
- Чистящее устройство SmartSweep® ..... 252

- Чистящее устройство HYDRO SWEEPER ..... 253
- Чистящее устройство MINI SWEEPER ..... 254
- Чистящее устройство MAXI SWEEPER ..... 255
- Батареи с глубоким циклом для уборочных и подметальных машин ..... 256
- Разъемы SB/SBE/SBX ..... 257
- Таблица разъемов аккумуляторных батарей ..... 257
- Высокочастотные зарядные устройства ..... 258
- Высокочастотные зарядные устройства с предустановленным комплектом воздушного насоса ..... 261
- Широкодиапазонное зарядное устройство батарей HF ..... 262
- Аксессуары для зарядных устройств HF ..... 262
- Встраиваемые ЗУ ..... 264
- Стандартные встраиваемые ЗУ ..... 265
- Регенератор аккумуляторов ..... 268
- Регенератор аккумуляторов Energic Replus ..... 269
- Система BMS: беспроводное определение поврежденных элементов ..... 272
- Мультиметр с тепловизором FLUKE 279FC ..... 274
- Цифровой измеритель плотности ..... 275
- Разрядное устройство / анализатор батарей BDX ..... 276
- Защитный комплект для аккумуляторов ..... 277
- Устройство сбора разлитой жидкости 20 л ..... 277
- Индикаторы разряда аккумуляторов ..... 278
- Индикаторы разряда аккумуляторов/блоки управления ..... 278
- Блок управления разрядом аккумуляторов/счетчик часов работы ..... 278
- Блоки управления разряда аккумуляторов ..... 280
- Измерители заряда аккумуляторов (No BDI) ..... 281
- Счетчики моточасов – аналоговые ..... 282
- Счетчики моточасов – аналоговые со стрелкой ..... 283
- Счетчики моточасов – цифровые ..... 284
- Счетчики моточасов – аналоговые ..... 286
- Счетчики моточасов – цифровые ..... 287
- CURTIS ..... 288
- ELEKTROSISTEM ..... 289
- PG Drives Technology ..... 290
- SEVCON ..... 291
- SME ..... 292
- Отдел электроники ..... 293
- Сигнализация заднего хода ..... 294
- Проблесковые маячки ..... 295
- Фиксатор документов ..... 296
- Классический очиститель пола ..... 298
- Промышленный очиститель пола ..... 298
- Краска ..... 299
- Флаг ..... 300
- Самоклеющееся покрытие с противоскольжением в рулонах ..... 300

|   |     |
|---|-----|
| · Аэрозоль против скольжения .....        | 300 |
| · Противоскользящее покрытие.....         | 300 |
| · Ручная кисть.....                       | 301 |
| · Пылесборник с ручной щеткой.....        | 301 |
| · Пылесборник.....                        | 301 |
| · Порошковые латексные перчатки .....     | 302 |
| · Перчатки.....                           | 302 |
| · Химические перчатки.....                | 303 |
| · Качественное мыло для рук .....         | 304 |
| · Салфетка для очистки .....              | 304 |
| · Салфетки для чистки рук.....            | 304 |
| · Новые и восстановленные двигатели ..... | 305 |
| · Запчасти к двигателям.....              | 305 |



**NICE TO KNOW**

## BRUSH TYPES

**The range at TVH contains different types of brushes:**

- Side broom
- Main broom
- Rotary brush or “side scrubber”
- Cylindrical scrubber or “main scrubber”
- Pad driver

**Below you can find the explanation of each type of brush.**



### **SIDE BROOM**

The purpose of a side broom is to throw debris out in front of the sweeper so that the main broom can pick it up.



### **MAIN BROOM**

The main broom is built around a heavy-duty core, with staple-set tufts aligned in spiral rows. This design places bristles on the floor at all times to increase vacuum efficiency and improve particles.



### **ROTARY BRUSH OR “SIDE SCRUBBER”**

A rotary brush or “side scrub” is designed to spin and loosen debris from the ground with its dense and stiff bristles.



### **CYLINDRICAL SCRUBBER OR “MAIN SCRUBBER”**

A cylindrical scrubber or “main scrubber” uses a full-fill design that keeps bristles on the floor at all times and guides the solution to the centre of the scrubbing path as the bristles loosen the debris from the ground. The filament length on this brush designates it as a “scrubber” since the short bristle is not able to “flick” or “sweep” the debris off the ground.



### **PAD DRIVER**

The pad driver is set with stiff 1/2” long polypropylene bristles, unevenly trimmed and widely spaced to firmly grip scrubbing pads.



## ROW PATTERNS

**We also offer different types of row patterns:**

- Single row
- Double row
- Patrol brush (V-pattern)

**You can discover the differences between the row patterns below.**



### **SINGLE ROW**

The single row pattern is ideal for sweeping applications in dusty and/or sandy conditions. It is also referred to as the full-fill or high-density pattern. This pattern is designed to pick up fine debris, but not bulky items.



### **DOUBLE ROW**

Because of its versatility, the double row pattern is the most popular pattern for sweeping applications. This design allows the space between each row to trap bulky items while the bristles are working to pick up the finer debris such as dust and sand.



### **PATROL BRUSH (V-PATTERN)**

The patrol brush has a V-pattern and is designed primarily for high-speed sweeping in large areas. Designed with fewer rows with more tufts per row, there is more space between rows. This enables the brush to effectively pick up medium to large debris such as cans, paper and leaves at higher speeds.

## TYPES OF BRUSH MATERIALS

The types of brush can consist of several materials:

- Nylon
- Polypropylene
- Proex
- (Steel) wire
- Union fibre
- Grit

See below to find out which material is best for you.

### NYLON



Nylon is a highly productive filament with an excellent brush life in dry sweeping conditions. It performs well on rough surfaces and in high-temperature environments because of its durability and high melting point. The smaller the grit size the more aggressive the scrubbing. Characteristics in most applications: excellent lifespan, good wear-resistance, low to moderate absorption of water (3% to 9%) leading to only a temporary reduction in stiffness, excellent bend recovery rate, resistance to most common solvents and suitable for use in weak acids.

### POLYPROPYLENE



As the most popular filament in scrubbing applications, poly is efficient for use with most soils and surfaces. Although poly is more economical than nylon, it is not recommended for sweeping high-temperature debris.

### PROEX



Proex is highly efficient as an all-purpose filament for indoor and outdoor sweeping applications, including damp or humid environments. It is not recommended for high-temperature sweeping applications. Its name is derived from the X-shape of the bristle.

### (STEEL) WIRE



(Steel) wire is highly durable, but is also the most abrasive material. Wire is not fit for every surface because of its abrasiveness. Steel wire is most appropriate for work on steel and iron work pieces, but may also be used on wood, aluminium, brass and copper.

### UNION FIBRE



Comprised of a mixture of Tampico and Palmyra fibres, this material is highly efficient for dust control and sweeping fine debris. As a natural fibre, Union has a relatively shorter wear lifespan compared to other synthetic materials.

### GRIT



Grit is nylon filament impregnated with silicon carbide particles. Grit filaments are offered in .070"/46, .050"/80, .035"/180, .022"/120, .018"/500. The first number is the filament diameter. The larger the diameter, the stiffer the bristle. The second number is the particle size. The smaller the grit number, the more aggressive the scrubbing. Grit brushes reduce/eliminate the need for black stripping pads. Long lifespan and great performance.

## APPLICATIONS

|                                     | Grit 070/48 | Grit 050/80 | Grit 035/180 | Grit 018/500 | Stiff nylon | Medium nylon | Stiff poly | Medium poly | Crimped wire | Bassine | Union mix | White tampico | Butcher wire |
|-------------------------------------|-------------|-------------|--------------|--------------|-------------|--------------|------------|-------------|--------------|---------|-----------|---------------|--------------|
| <b>Stripping</b>                    |             |             |              |              |             |              |            |             |              |         |           |               |              |
| Terrazzo                            | x           | x           |              |              |             |              |            |             |              |         |           |               |              |
| Vinyl tile                          |             | x           |              |              |             |              |            |             |              |         |           |               |              |
| Ceramic/quarry tile                 |             | x           |              |              |             |              |            |             |              |         |           |               |              |
| Linoleum                            |             | x           |              |              |             |              |            |             |              |         |           |               |              |
| Scarifying concrete                 |             |             |              |              |             |              |            |             |              |         |           |               | x            |
| <b>General scrubbing</b>            |             |             |              |              |             |              |            |             |              |         |           |               |              |
| Heavily soiled concrete             | x           | x           | x            |              | x           |              | x          |             | x            | x       |           |               | x            |
| Moderate to lightly soiled concrete |             |             | x            |              | x           |              | x          |             | x            | x       |           |               |              |
| Vinyl tile                          |             |             | x            | x            | x           |              | x          |             |              | x       |           |               |              |
| Terrazzo                            |             |             | x            | x            | x           |              | x          |             |              | x       |           |               |              |
| Ceramic/quarry tile                 |             |             | x            | x            | x           |              | x          |             |              | x       |           |               |              |
| Linoleum                            |             |             | x            | x            | x           |              | x          |             |              | x       |           |               |              |
| Marble                              |             |             |              | x            |             | x            |            | x           |              |         |           |               |              |
| Raised disc rubber tile             |             |             |              | x            |             | x            |            | x           |              |         |           |               |              |
| Non-slip epoxy finish               |             |             |              | x            | x           |              | x          |             |              |         |           |               |              |
| Carpet scrubbing                    |             |             |              |              |             | x            |            | x           |              |         |           |               |              |
| <b>Hard surface polishing</b>       |             |             |              |              |             |              |            |             |              |         |           |               |              |
| Raised disc tile                    |             |             |              |              |             |              |            |             |              |         | x         | x             |              |
| Marble                              |             |             |              |              |             |              |            |             |              |         | x         | x             |              |
| Linoleum/vinyl tile                 |             |             |              |              |             |              |            |             |              |         | x         | x             |              |

\*This list is purely indicative. Always perform a test with the brush first. TVH is not liable for any damage caused to floors.

## TYPES OF SQUEEGEE MATERIAL

**Squeegees consist of two types of material:**

- Polyurethane
- Gum rubber

**Discover the best material for your scrubber or sweeper below.**

### POLYURETHANE



Polyurethane squeegees are chemical-resistant. They work very well on industrial flooring such as old warehouse floors or other rough and uneven floors. Polyurethane squeegees have a higher lifespan than gum rubber.

### GUM RUBBER



Gum rubber squeegees work well on smooth or tiled surfaces, such as shopping mall floors. Gum rubber squeegees ensure maximum water collection on smooth surfaces, leaving them dry and safe for pedestrians. Not recommended for oily environments. Gum rubber absorbs oil and the material will begin to lose its structural integrity, becoming very wavy, as a result of which the cleaning ability will deteriorate.

***Are you looking for the best quality brush or squeegee for your application?  
Please send us your machine details so that we can identify the best reference for you!***

## FILTERS



**Paper filters:**

- Filtering dust in dry applications
- Non-washable

**Synthetic filters:**

- Filtering dust in damp, high humidity or even wet applications
- Washable

**Oil, air & hydraulic filters:**

- Complete filter kits available
- Complete range of heavy-duty filters
- Filters for intensive use



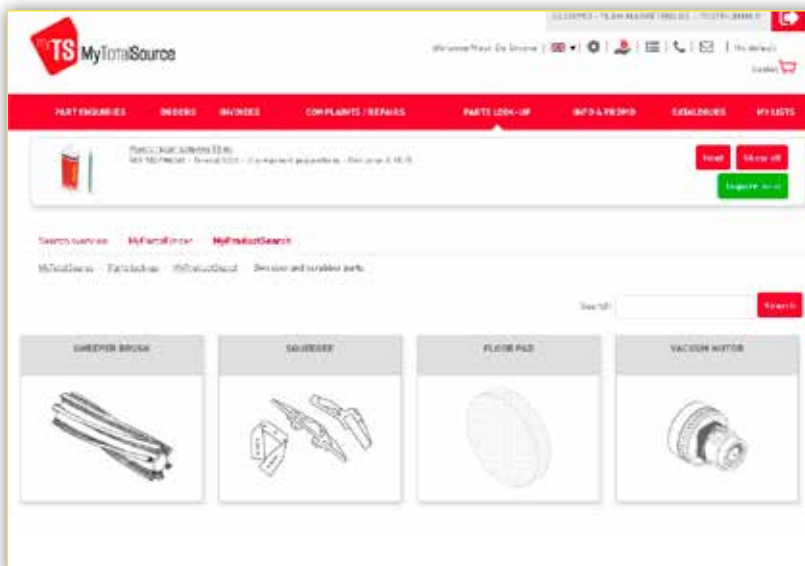
## NICE TO KNOW

### MyTotalSource

Your interactive online webshop for spare parts

The user-friendly search modules **MyPartsFinder** and **MyProductSearch** allow you to always find the correct part. Alternatively, you can also easily search by partnumber.

1. In **MyPartsFinder** you can find your parts by entering vehicle specifications. (make, type ...)
2. With **MyProductSearch** you can find your part by entering technical details.



**MyProductSearch**  
Find your brush



If necessary, it's also possible to use **MyProductSearch** to search for a similar part with other characteristics, or to compare the parts with each other.

No login yet? Request your login details now via [ecommerce@tvh.com](mailto:ecommerce@tvh.com)

HELPDESK: T +32 56 43 48 66

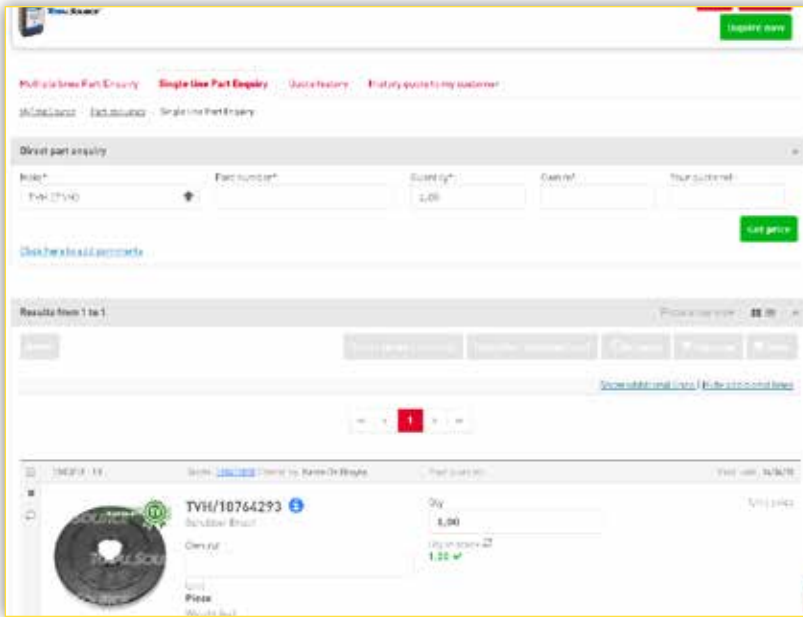
## NICE TO KNOW

### MyTotalSource

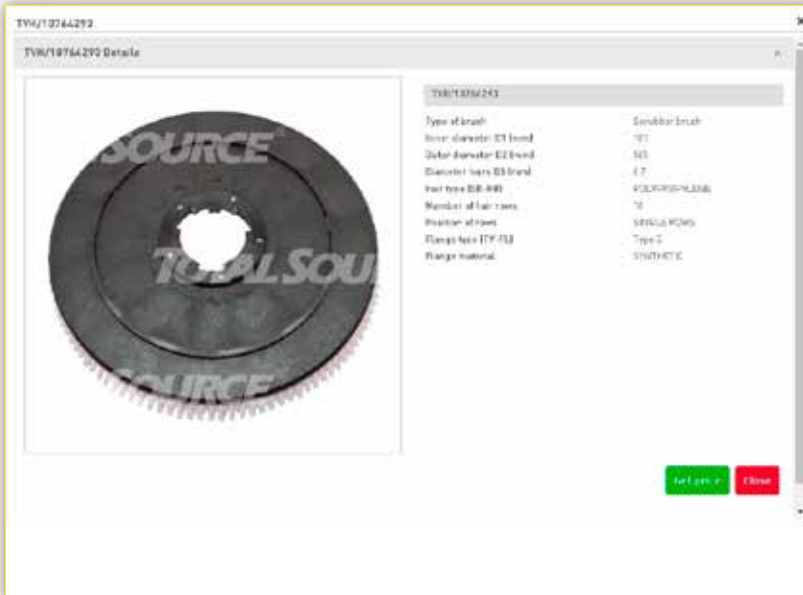
Your interactive online webshop for spare parts



#### 3. Search by partnumber



- **Single line part inquiry:** for quick price and lead time of only 1 item
- **Multiple line part inquiry:** for price and lead time of several parts
- Instant price, availability and picture



The references in the catalogue only contain the most important info, but once the reference is entered via **MyTotalSource**, then extra info can be consulted such as:

- Extra technical info
- Larger (and more specific) photographs

No login yet? Request your login details now via [ecommerce@tvh.com](mailto:ecommerce@tvh.com)

HELPDESK: T +32 56 43 48 66





USED FOR  
**ADIATEK**

used for: **ADIATEK** series: **AMBER 66 24V**


## FILTER

|  |                            |                                      |
|--|----------------------------|--------------------------------------|
| Filter element, solution intake filter | <b>Model:</b> AMBER 66 24V | <b>REF</b> <a href="#">100SG3511</a> |
| Filter, solution inline                | <b>Model:</b> AMBER 66 24V | <b>REF</b> <a href="#">100SG1529</a> |



## HOSE

|   |                            |                                      |
|---|----------------------------|--------------------------------------|
| Hose, drain                                     | <b>Model:</b> AMBER 66 24V | <b>REF</b> <a href="#">100SG1525</a> |
| Hose, solution - Ø 14,00 mm; length: 1000,00 mm | <b>Model:</b> AMBER 66 24V | <b>REF</b> <a href="#">100SG1527</a> |
| Hose, solution - Ø 20,00 mm; length: 350,00 mm  | <b>Model:</b> AMBER 66 24V | <b>REF</b> <a href="#">100SG1526</a> |
| Hose, squeegee                                  | <b>Model:</b> AMBER 66 24V | <b>REF</b> <a href="#">100SG1524</a> |

## SQUEEGEE

|  |                            |                                      |
|--|----------------------------|--------------------------------------|
| Blade, squeegee front - 42" or 1066,80 mm; inner; rubber       | <b>Model:</b> AMBER 66 24V | <b>REF</b> <a href="#">100SG1530</a> |
| Blade, squeegee front - 44" or 1117,60 mm; inner; rubber       | <b>Model:</b> AMBER 66 24V | <b>REF</b> <a href="#">100SG1531</a> |
| Blade, squeegee rear - 45" or 1143,00 mm; outer; 33 shore      | <b>Model:</b> AMBER 66 24V | <b>REF</b> <a href="#">100SG1539</a> |
| Blade, squeegee rear - 45" or 1143,00 mm; outer; 40 shore      | <b>Model:</b> AMBER 66 24V | <b>REF</b> <a href="#">100SG1537</a> |
| Blade, squeegee rear - 45" or 1143,00 mm; outer; red gum       | <b>Model:</b> AMBER 66 24V | <b>REF</b> <a href="#">100SG1540</a> |
| Blade, squeegee rear - 45" or 1143,00 mm; outer; oil-resistant | <b>Model:</b> AMBER 66 24V | <b>REF</b> <a href="#">100SG1538</a> |
| Blade, squeegee rear - 45" or 1143,00 mm; outer; polyurethane  | <b>Model:</b> AMBER 66 24V | <b>REF</b> <a href="#">100SG1541</a> |
| Blade, squeegee rear - 47" or 1193,80 mm; outer; 33 shore      | <b>Model:</b> AMBER 66 24V | <b>REF</b> <a href="#">100SG1533</a> |
| Blade, squeegee rear - 47" or 1193,80 mm; outer; 40 shore      | <b>Model:</b> AMBER 66 24V | <b>REF</b> <a href="#">100SG1532</a> |
| Blade, squeegee rear - 47" or 1193,80 mm; outer; red gum       | <b>Model:</b> AMBER 66 24V | <b>REF</b> <a href="#">100SG1534</a> |
| Blade, squeegee rear - 47" or 1193,80 mm; outer; oil-resistant | <b>Model:</b> AMBER 66 24V | <b>REF</b> <a href="#">100SG1535</a> |
| Blade, squeegee rear - 47" or 1193,80 mm; outer; polyurethane  | <b>Model:</b> AMBER 66 24V | <b>REF</b> <a href="#">100SG1536</a> |



## SWEEPER/BRUSH

|  |                            |                                      |
|--|----------------------------|--------------------------------------|
| Pad assembly, main scrubber brush - 13" or 330,20 mm no centerlock           | <b>Model:</b> AMBER 66 24V | <b>REF</b> <a href="#">101SG2388</a> |
| Pad assembly, main scrubber brush - 13" or 330,20 mm; black centerlock       | <b>Model:</b> AMBER 66 24V | <b>REF</b> <a href="#">101SG2390</a> |
| Pad assembly, main scrubber brush - 13" or 330,20 mm; green centerlock       | <b>Model:</b> AMBER 66 24V | <b>REF</b> <a href="#">101SG2389</a> |
| Scrubber brush, main - 13" or 330,20 mm; abrasive 1.2; 6 SR                  | <b>Model:</b> AMBER 66 24V | <b>REF</b> <a href="#">101SG2385</a> |
| Scrubber brush, main - 13" or 330,20 mm; mix 5; 6 SR; brown                  | <b>Model:</b> AMBER 66 24V | <b>REF</b> <a href="#">101SG2386</a> |
| Scrubber brush, main - 13" or 330,20 mm; nylon 0.3; 6 SR                     | <b>Model:</b> AMBER 66 24V | <b>REF</b> <a href="#">101SG2387</a> |
| Scrubber brush, main - 13" or 330,20 mm; polypropylene 0.3; 6 SR; light blue | <b>Model:</b> AMBER 66 24V | <b>REF</b> <a href="#">101SG2382</a> |
| Scrubber brush, main - 13" or 330,20 mm; polypropylene 0.6; 6 SR; white      | <b>Model:</b> AMBER 66 24V | <b>REF</b> <a href="#">101SG2383</a> |
| Scrubber brush, main - 13" or 330,20 mm; polypropylene 0.9; 6 SR; white      | <b>Model:</b> AMBER 66 24V | <b>REF</b> <a href="#">101SG2384</a> |



## VACUUM MOTOR

|                        |                            |                                      |
|------------------------|----------------------------|--------------------------------------|
| Motor, vacuum - 24 VDC | <b>Model:</b> AMBER 66 24V | <b>REF</b> <a href="#">101SG2381</a> |
|------------------------|----------------------------|--------------------------------------|

used for: **ADIATEK** series: **RUBY 45T**



## FILTER

|  |                        |                                      |
|--|------------------------|--------------------------------------|
| Filter element, solution intake filter - cartridge | <b>Model:</b> RUBY 45T | <b>REF</b> <a href="#">100SG3512</a> |
|--|------------------------|--------------------------------------|



## HOSE

|                        |                        |                                      |
|------------------------|------------------------|--------------------------------------|
| Hose, drain            | <b>Model:</b> RUBY 45T | <b>REF</b> <a href="#">100SG3022</a> |
| Hose, vacuum, squeegee | <b>Model:</b> RUBY 45T | <b>REF</b> <a href="#">100SG3092</a> |



## SQUEEGEE

|  |                        |                                      |
|--|------------------------|--------------------------------------|
| Blade, squeegee inner - front; polyurethane  | <b>Model:</b> RUBY 45T | <b>REF</b> <a href="#">101SG2374</a> |
| Blade, squeegee rear - rubber; 33 shore      | <b>Model:</b> RUBY 45T | <b>REF</b> <a href="#">100SG3905</a> |
| Blade, squeegee rear - rubber; 40 shore      | <b>Model:</b> RUBY 45T | <b>REF</b> <a href="#">101SG2375</a> |
| Blade, squeegee rear - rubber; oil-resistant | <b>Model:</b> RUBY 45T | <b>REF</b> <a href="#">100SG3906</a> |



## SWEEPER/BRUSH

|   |                        |                                      |
|---|------------------------|--------------------------------------|
| Pad assembly, main scrubber brush - 9" or 228,60 mm                         | <b>Model:</b> RUBY 45T | <b>REF</b> <a href="#">101SG2377</a> |
| Scrubber brush, main - 8" or 203,20 mm; abrasive 1.20; grey                 | <b>Model:</b> RUBY 45T | <b>REF</b> <a href="#">101SG2380</a> |
| Scrubber brush, main - 8" or 203,20 mm; nylon 0.5; 5 SR; white              | <b>Model:</b> RUBY 45T | <b>REF</b> <a href="#">101SG2378</a> |
| Scrubber brush, main - 8" or 203,20 mm; polypropylene 0.3; 5 SR; light blue | <b>Model:</b> RUBY 45T | <b>REF</b> <a href="#">101SG2376</a> |
| Scrubber brush, main - 8" or 203,20 mm; polypropylene 0.6; 5 SR; white      | <b>Model:</b> RUBY 45T | <b>REF</b> <a href="#">101SG2379</a> |



## VACUUM MOTOR

|                               |                        |                                      |
|-------------------------------|------------------------|--------------------------------------|
| Motor, vacuum - 36 VDC; 550 W | <b>Model:</b> RUBY 45T | <b>REF</b> <a href="#">100SG1597</a> |
|-------------------------------|------------------------|--------------------------------------|

used for: ADIATEK series: RUBY 55T

used for: **ADIATEK** series: **RUBY 55T**



## FILTER

|  |                        |                                      |
|--|------------------------|--------------------------------------|
| Filter element, solution intake filter - cartridge | <b>Model:</b> RUBY 55T | <b>REF</b> <a href="#">100SG3512</a> |
|--|------------------------|--------------------------------------|



## HOSE

|                        |                        |                                      |
|------------------------|------------------------|--------------------------------------|
| Hose, drain            | <b>Model:</b> RUBY 55T | <b>REF</b> <a href="#">100SG3022</a> |
| Hose, vacuum, squeegee | <b>Model:</b> RUBY 55T | <b>REF</b> <a href="#">100SG3092</a> |



## SQUEEGEE

|  |                        |                                      |
|--|------------------------|--------------------------------------|
| Blade, squeegee inner - front; polyurethane  | <b>Model:</b> RUBY 55T | <b>REF</b> <a href="#">100SG3904</a> |
| Blade, squeegee rear - rubber; 33 shore      | <b>Model:</b> RUBY 55T | <b>REF</b> <a href="#">100SG3905</a> |
| Blade, squeegee rear - rubber; 40 shore      | <b>Model:</b> RUBY 55T | <b>REF</b> <a href="#">100SG3903</a> |
| Blade, squeegee rear - rubber; oil-resistant | <b>Model:</b> RUBY 55T | <b>REF</b> <a href="#">100SG3906</a> |



## SWEEPER/BRUSH

|   |                        |                                      |
|---|------------------------|--------------------------------------|
| Pad assembly, main scrubber brush - 9" or 228,60 mm                         | <b>Model:</b> RUBY 55T | <b>REF</b> <a href="#">101SG2377</a> |
| Scrubber brush, main - 8" or 203,20 mm; abrasive 1.20; grey                 | <b>Model:</b> RUBY 55T | <b>REF</b> <a href="#">101SG2380</a> |
| Scrubber brush, main - 8" or 203,20 mm; nylon 0.5; 5 SR; white              | <b>Model:</b> RUBY 55T | <b>REF</b> <a href="#">101SG2378</a> |
| Scrubber brush, main - 8" or 203,20 mm; polypropylene 0.3; 5 SR; light blue | <b>Model:</b> RUBY 55T | <b>REF</b> <a href="#">101SG2376</a> |
| Scrubber brush, main - 8" or 203,20 mm; polypropylene 0.6; 5 SR; white      | <b>Model:</b> RUBY 55T | <b>REF</b> <a href="#">101SG2379</a> |



## VACUUM MOTOR

|                               |                        |                                      |
|-------------------------------|------------------------|--------------------------------------|
| Motor, vacuum - 36 VDC; 550 W | <b>Model:</b> RUBY 55T | <b>REF</b> <a href="#">100SG1597</a> |
|-------------------------------|------------------------|--------------------------------------|





USED FOR  
**ADVANCE-NILFISK**

used for: **ADVANCE-NILFISK** series: **CAPTOR 4800**



## FILTER

|   |                                  |                                      |
|---|----------------------------------|--------------------------------------|
| Filter element, dust filter - recovery tank | <b>Model:</b> CAPTOR 4800, 4800B | <b>REF</b> <a href="#">100SG3241</a> |
|---|----------------------------------|--------------------------------------|



## HOSE

|              |                                  |                                      |
|--------------|----------------------------------|--------------------------------------|
| Hose, vacuum | <b>Model:</b> CAPTOR 4800, 4800B | <b>REF</b> <a href="#">100SG1548</a> |
|--------------|----------------------------------|--------------------------------------|



## MOTOR

|                                       |                           |                                      |
|---------------------------------------|---------------------------|--------------------------------------|
| Motor, curb broom - 12 VDC            | <b>Model:</b> CAPTOR 4800 | <b>REF</b> <a href="#">101SG2396</a> |
| Motor, shaker - 12 VDC; 7 A; 3300 RPM | <b>Model:</b> CAPTOR 4800 | <b>REF</b> <a href="#">101SG2397</a> |



## SQUEEGEE

|  |                                  |                                      |
|--|----------------------------------|--------------------------------------|
| Blade, squeegee inner - rear; fabric   | <b>Model:</b> CAPTOR 4800, 4800B | <b>REF</b> <a href="#">100SG1546</a> |
| Blade, squeegee outer - rear; fabric   | <b>Model:</b> CAPTOR 4800, 4800B | <b>REF</b> <a href="#">100SG1547</a> |
| Blade, squeegee rear - dump door       | <b>Model:</b> CAPTOR 4800, 4800B | <b>REF</b> <a href="#">100SG1544</a> |
| Blade, squeegee side - hopper; fabric  | <b>Model:</b> CAPTOR 4800, 4800B | <b>REF</b> <a href="#">100SG1545</a> |
| Squeegee assembly, rear                | <b>Model:</b> CAPTOR 4800, 4800B | <b>REF</b> <a href="#">100SG1558</a> |
| Squeegee assembly, rear - neoprene     | <b>Model:</b> CAPTOR 4800, 4800B | <b>REF</b> <a href="#">100SG1561</a> |
| Squeegee assembly, rear - red gum      | <b>Model:</b> CAPTOR 4800, 4800B | <b>REF</b> <a href="#">100SG1553</a> |
| Squeegee assembly, rear - polyurethane | <b>Model:</b> CAPTOR 4800, 4800B | <b>REF</b> <a href="#">100SG1563</a> |
| Squeegee assembly, side - neoprene     | <b>Model:</b> CAPTOR 4800, 4800B | <b>REF</b> <a href="#">100SG1565</a> |
| Squeegee assembly, side - red gum      | <b>Model:</b> CAPTOR 4800, 4800B | <b>REF</b> <a href="#">100SG1559</a> |



## SWEEPER/BRUSH

|   |                                  |                                      |
|---|----------------------------------|--------------------------------------|
| Scrubber brush, main - 16" or 406,40 mm; nylon; .028; 7 SR; no clutch; rotary | <b>Model:</b> CAPTOR 4800, 4800B | <b>REF</b> <a href="#">100SG3248</a> |
| Scrubber brush, main - 16" or 406,40 mm; polyurethane; .022; 8 SR; rotary     | <b>Model:</b> CAPTOR 4800, 4800B | <b>REF</b> <a href="#">100SG3249</a> |
| Scrubber brush, main - 16" or 406,40 mm; Tynex; .018/500 grit; 7 SR; rotary   | <b>Model:</b> CAPTOR 4800, 4800B | <b>REF</b> <a href="#">100SG3247</a> |
| Scrubber brush, main - 16" or 406,40 mm; Tynex; .022/120 grit; 8 SR; rotary   | <b>Model:</b> CAPTOR 4800, 4800B | <b>REF</b> <a href="#">100SG3251</a> |
| Scrubber brush, main - 16" or 406,40 mm; Tynex; .035/180 grit; 7 SR; rotary   | <b>Model:</b> CAPTOR 4800, 4800B | <b>REF</b> <a href="#">100SG3252</a> |
| Scrubber brush, main - 16" or 406,40 mm; Tynex; .050/80 grit; 7 SR; rotary    | <b>Model:</b> CAPTOR 4800, 4800B | <b>REF</b> <a href="#">100SG3246</a> |
| Scrubber brush, main - 16" or 406,40 mm; Tynex; .070/46 grit; 8 SR; rotary    | <b>Model:</b> CAPTOR 4800, 4800B | <b>REF</b> <a href="#">100SG3245</a> |
| Scrubber brush, main - 16" or 406,40 mm; Union mix; rotary                    | <b>Model:</b> CAPTOR 4800, 4800B | <b>REF</b> <a href="#">100SG3250</a> |




## VACUUM MOTOR

|   |                            |                                      |
|---|----------------------------|--------------------------------------|
| Motor, vacuum - 36 VDC; 550 W; with capacitor | <b>Model:</b> CAPTOR 4800B | <b>REF</b> <a href="#">100SG1543</a> |
|---|----------------------------|--------------------------------------|



used for: **ADVANCE-NILFISK** series: **CAPTOR 5400**



## FILTER

|                            |                           |                                      |
|----------------------------|---------------------------|--------------------------------------|
| Filter element, air filter | <b>Model:</b> CAPTOR 5400 | <b>REF</b> <a href="#">101SG2398</a> |
|----------------------------|---------------------------|--------------------------------------|



## HOSE

|              |                                  |                                      |
|--------------|----------------------------------|--------------------------------------|
| Hose, vacuum | <b>Model:</b> CAPTOR 5400, 5400B | <b>REF</b> <a href="#">100SG1548</a> |
|--------------|----------------------------------|--------------------------------------|



## MOTOR

|                            |                           |                                      |
|----------------------------|---------------------------|--------------------------------------|
| Motor, curb broom - 12 VDC | <b>Model:</b> CAPTOR 5400 | <b>REF</b> <a href="#">101SG2396</a> |
|----------------------------|---------------------------|--------------------------------------|



## SQUEEGEE

|  |                                  |                                      |
|--|----------------------------------|--------------------------------------|
| Blade, squeegee inner - rear; fabric   | <b>Model:</b> CAPTOR 5400, 5400B | <b>REF</b> <a href="#">100SG1546</a> |
| Blade, squeegee outer - rear; fabric   | <b>Model:</b> CAPTOR 5400, 5400B | <b>REF</b> <a href="#">100SG1547</a> |
| Blade, squeegee rear - dump door       | <b>Model:</b> CAPTOR 5400, 5400B | <b>REF</b> <a href="#">100SG1544</a> |
| Blade, squeegee side - hopper; fabric  | <b>Model:</b> CAPTOR 5400, 5400B | <b>REF</b> <a href="#">100SG1545</a> |
| Squeegee assembly, rear                | <b>Model:</b> CAPTOR 5400, 5400B | <b>REF</b> <a href="#">100SG1566</a> |
| Squeegee assembly, rear - neoprene     | <b>Model:</b> CAPTOR 5400, 5400B | <b>REF</b> <a href="#">100SG1567</a> |
| Squeegee assembly, rear - red gum      | <b>Model:</b> CAPTOR 5400, 5400B | <b>REF</b> <a href="#">100SG1552</a> |
| Squeegee assembly, rear - polyurethane | <b>Model:</b> CAPTOR 5400, 5400B | <b>REF</b> <a href="#">100SG1568</a> |
| Squeegee assembly, side - neoprene     | <b>Model:</b> CAPTOR 5400, 5400B | <b>REF</b> <a href="#">100SG1565</a> |
| Squeegee assembly, side - red gum      | <b>Model:</b> CAPTOR 5400, 5400B | <b>REF</b> <a href="#">100SG1559</a> |



## SWEEPER/BRUSH

|   |                                  |                                      |
|---|----------------------------------|--------------------------------------|
| Scrubber brush, main - 13" or 330,20 mm; polyurethane; .022; 6 SR; rotary   | <b>Model:</b> CAPTOR 5400, 5400B | <b>REF</b> <a href="#">100SG3257</a> |
| Scrubber brush, main - 13" or 330,20 mm; polyurethane; .028; 6 SR; rotary   | <b>Model:</b> CAPTOR 5400, 5400B | <b>REF</b> <a href="#">100SG3256</a> |
| Scrubber brush, main - 13" or 330,20 mm; Tynex; .018/500 grit; 6 SR; rotary | <b>Model:</b> CAPTOR 5400, 5400B | <b>REF</b> <a href="#">100SG3255</a> |
| Scrubber brush, main - 13" or 330,20 mm; Tynex; .022/120 grit; 6 SR; rotary | <b>Model:</b> CAPTOR 5400, 5400B | <b>REF</b> <a href="#">100SG3259</a> |
| Scrubber brush, main - 13" or 330,20 mm; Tynex; .035/180 grit; 6 SR; rotary | <b>Model:</b> CAPTOR 5400, 5400B | <b>REF</b> <a href="#">100SG3260</a> |
| Scrubber brush, main - 13" or 330,20 mm; Tynex; .050/80 grit; 6 SR; rotary  | <b>Model:</b> CAPTOR 5400, 5400B | <b>REF</b> <a href="#">100SG3254</a> |
| Scrubber brush, main - 13" or 330,20 mm; Tynex; .070/46 grit; 6 SR; rotary  | <b>Model:</b> CAPTOR 5400, 5400B | <b>REF</b> <a href="#">100SG3253</a> |
| Scrubber brush, main - 13" or 330,20 mm; Union mix; 5 SR; rotary            | <b>Model:</b> CAPTOR 5400, 5400B | <b>REF</b> <a href="#">100SG3258</a> |

used for: **ADVANCE-NILFISK** series: **CAPTOR 5400**

used for: **ADVANCE-NILFISK** series: **CONDOR 4030**


## FILTER

|  |                           |                                      |
|--|---------------------------|--------------------------------------|
| Filter element, air filter - total height: 25 mm | <b>Model:</b> CONDOR 4030 | <b>REF</b> <a href="#">101SG2391</a> |
|--|---------------------------|--------------------------------------|



## HOSE

|                |                           |                                      |
|----------------|---------------------------|--------------------------------------|
| Hose, squeegee | <b>Model:</b> CONDOR 4030 | <b>REF</b> <a href="#">100SG1628</a> |
| Hose, vacuum   | <b>Model:</b> CONDOR 4030 | <b>REF</b> <a href="#">100SG1622</a> |



## MOTOR

|   |                           |                                      |
|---|---------------------------|--------------------------------------|
| Motor, main broom - 36 VDC; 30 A; 2200 RPM; cylindrical | <b>Model:</b> CONDOR 4030 | <b>REF</b> <a href="#">100SG1629</a> |
|---|---------------------------|--------------------------------------|



## SQUEEGEE

|  |                           |                                      |
|--|---------------------------|--------------------------------------|
| Blade kit, squeegee - 40" or 1016,00 mm; gum rubber; red | <b>Model:</b> CONDOR 4030 | <b>REF</b> <a href="#">100SG1638</a> |
| Blade kit, squeegee - 40" or 1016,00 mm; gum rubber; tan | <b>Model:</b> CONDOR 4030 | <b>REF</b> <a href="#">100SG1637</a> |
| Blade kit, squeegee - 45" or 1143,00 mm; gum rubber; red | <b>Model:</b> CONDOR 4030 | <b>REF</b> <a href="#">100SG1636</a> |
| Blade kit, squeegee - 45" or 1143,00 mm; gum rubber; tan | <b>Model:</b> CONDOR 4030 | <b>REF</b> <a href="#">100SG1635</a> |
| Blade kit, squeegee - 48" or 1219,20 mm; gum rubber; red | <b>Model:</b> CONDOR 4030 | <b>REF</b> <a href="#">100SG1640</a> |
| Blade kit, squeegee - 48" or 1219,20 mm; gum rubber; tan | <b>Model:</b> CONDOR 4030 | <b>REF</b> <a href="#">100SG1639</a> |



## SWEEPER/BRUSH

|   |                           |                                      |
|---|---------------------------|--------------------------------------|
| Sweeper brush, curb - 10" or 254,00 mm; polypropylene; 3 SR; optional | <b>Model:</b> CONDOR 4030 | <b>REF</b> <a href="#">100SG1616</a> |
| Sweeper brush, main - 38" or 965,20 mm; hard nylon; 24 SR             | <b>Model:</b> CONDOR 4030 | <b>REF</b> <a href="#">100SG1618</a> |
| Sweeper brush, main - 38" or 965,20 mm; soft nylon; 18 SR             | <b>Model:</b> CONDOR 4030 | <b>REF</b> <a href="#">100SG1617</a> |
| Sweeper brush, main - 38" or 965,20 mm; Tynex; 18 SR; 180 grit        | <b>Model:</b> CONDOR 4030 | <b>REF</b> <a href="#">100SG1619</a> |
| Sweeper brush, main - 40" or 1016,00 mm; 18 SR; 80 grit               | <b>Model:</b> CONDOR 4030 | <b>REF</b> <a href="#">100SG1620</a> |
| Sweeper brush, main - 40" or 1016,00 mm; polypropylene; 18 SR         | <b>Model:</b> CONDOR 4030 | <b>REF</b> <a href="#">100SG1621</a> |
| Sweeper brush, main - 45" or 1143,00 mm; 18 SR; 180 grit              | <b>Model:</b> CONDOR 4030 | <b>REF</b> <a href="#">100SG1632</a> |
| Sweeper brush, main - 45" or 1143,00 mm; 18 SR; 80 grit               | <b>Model:</b> CONDOR 4030 | <b>REF</b> <a href="#">100SG1633</a> |
| Sweeper brush, main - 45" or 1143,00 mm; hard nylon; 18 SR            | <b>Model:</b> CONDOR 4030 | <b>REF</b> <a href="#">100SG1631</a> |
| Sweeper brush, main - 45" or 1143,00 mm; polypropylene; 18 SR         | <b>Model:</b> CONDOR 4030 | <b>REF</b> <a href="#">100SG1634</a> |
| Sweeper brush, main - 45" or 1143,00 mm; soft nylon; 18 SR            | <b>Model:</b> CONDOR 4030 | <b>REF</b> <a href="#">100SG1630</a> |
| Sweeper brush, main - 48" or 1219,20 mm; 18 SR; 80 grit               | <b>Model:</b> CONDOR 4030 | <b>REF</b> <a href="#">100SG1626</a> |
| Sweeper brush, main - 48" or 1219,20 mm; hard nylon; 18 SR            | <b>Model:</b> CONDOR 4030 | <b>REF</b> <a href="#">100SG1624</a> |
| Sweeper brush, main - 48" or 1219,20 mm; soft nylon; 18 SR            | <b>Model:</b> CONDOR 4030 | <b>REF</b> <a href="#">100SG1623</a> |
| Sweeper brush, main - 48" or 1219,20 mm; Tynex; 18 SR; 180 grit       | <b>Model:</b> CONDOR 4030 | <b>REF</b> <a href="#">100SG1625</a> |



## VACUUM MOTOR

|   |                           |                                      |
|---|---------------------------|--------------------------------------|
| Motor, vacuum - 36 VDC; 550 W; with capacitor | <b>Model:</b> CONDOR 4030 | <b>REF</b> <a href="#">100SG1543</a> |
|---|---------------------------|--------------------------------------|

used for: **ADVANCE-NILFISK** series: **CONDOR 4530**



## FILTER

|  |                           |                                      |
|--|---------------------------|--------------------------------------|
| Filter element, air filter - total height: 25 mm | <b>Model:</b> CONDOR 4530 | <b>REF</b> <a href="#">101SG2391</a> |
|--|---------------------------|--------------------------------------|



## HOSE

|                |                           |                                      |
|----------------|---------------------------|--------------------------------------|
| Hose, squeegee | <b>Model:</b> CONDOR 4530 | <b>REF</b> <a href="#">100SG1628</a> |
| Hose, vacuum   | <b>Model:</b> CONDOR 4530 | <b>REF</b> <a href="#">100SG1622</a> |



## MOTOR

|   |                           |                                      |
|---|---------------------------|--------------------------------------|
| Motor, main broom - 36 VDC; 30 A; 2200 RPM; cylindrical | <b>Model:</b> CONDOR 4530 | <b>REF</b> <a href="#">100SG1629</a> |
|---|---------------------------|--------------------------------------|



## SQUEEGEE

|  |                           |                                      |
|--|---------------------------|--------------------------------------|
| Blade kit, squeegee - 40" or 1016,00 mm; gum rubber; red | <b>Model:</b> CONDOR 4530 | <b>REF</b> <a href="#">100SG1638</a> |
| Blade kit, squeegee - 40" or 1016,00 mm; gum rubber; tan | <b>Model:</b> CONDOR 4530 | <b>REF</b> <a href="#">100SG1637</a> |
| Blade kit, squeegee - 45" or 1143,00 mm; gum rubber; red | <b>Model:</b> CONDOR 4530 | <b>REF</b> <a href="#">100SG1636</a> |
| Blade kit, squeegee - 45" or 1143,00 mm; gum rubber; tan | <b>Model:</b> CONDOR 4530 | <b>REF</b> <a href="#">100SG1635</a> |
| Blade kit, squeegee - 48" or 1219,20 mm; gum rubber; red | <b>Model:</b> CONDOR 4530 | <b>REF</b> <a href="#">100SG1640</a> |
| Blade kit, squeegee - 48" or 1219,20 mm; gum rubber; tan | <b>Model:</b> CONDOR 4530 | <b>REF</b> <a href="#">100SG1639</a> |



## SWEEPER/BRUSH

|   |                           |                                      |
|---|---------------------------|--------------------------------------|
| Sweeper brush, curb - 10" or 254,00 mm; polypropylene; 3 SR; optional | <b>Model:</b> CONDOR 4530 | <b>REF</b> <a href="#">100SG1616</a> |
| Sweeper brush, main - 38" or 965,20 mm; hard nylon; 24 SR             | <b>Model:</b> CONDOR 4530 | <b>REF</b> <a href="#">100SG1618</a> |
| Sweeper brush, main - 38" or 965,20 mm; soft nylon; 18 SR             | <b>Model:</b> CONDOR 4530 | <b>REF</b> <a href="#">100SG1617</a> |
| Sweeper brush, main - 38" or 965,20 mm; Tynex; 18 SR; 180 grit        | <b>Model:</b> CONDOR 4530 | <b>REF</b> <a href="#">100SG1619</a> |
| Sweeper brush, main - 40" or 1016,00 mm; 18 SR; 80 grit               | <b>Model:</b> CONDOR 4530 | <b>REF</b> <a href="#">100SG1620</a> |
| Sweeper brush, main - 40" or 1016,00 mm; polypropylene; 18 SR         | <b>Model:</b> CONDOR 4530 | <b>REF</b> <a href="#">100SG1621</a> |
| Sweeper brush, main - 45" or 1143,00 mm; 18 SR; 180 grit              | <b>Model:</b> CONDOR 4530 | <b>REF</b> <a href="#">100SG1632</a> |
| Sweeper brush, main - 45" or 1143,00 mm; 18 SR; 80 grit               | <b>Model:</b> CONDOR 4530 | <b>REF</b> <a href="#">100SG1633</a> |
| Sweeper brush, main - 45" or 1143,00 mm; hard nylon; 18 SR            | <b>Model:</b> CONDOR 4530 | <b>REF</b> <a href="#">100SG1631</a> |
| Sweeper brush, main - 45" or 1143,00 mm; polypropylene; 18 SR         | <b>Model:</b> CONDOR 4530 | <b>REF</b> <a href="#">100SG1634</a> |
| Sweeper brush, main - 45" or 1143,00 mm; soft nylon; 18 SR            | <b>Model:</b> CONDOR 4530 | <b>REF</b> <a href="#">100SG1630</a> |
| Sweeper brush, main - 48" or 1219,20 mm; 18 SR; 80 grit               | <b>Model:</b> CONDOR 4530 | <b>REF</b> <a href="#">100SG1626</a> |
| Sweeper brush, main - 48" or 1219,20 mm; hard nylon; 18 SR            | <b>Model:</b> CONDOR 4530 | <b>REF</b> <a href="#">100SG1624</a> |
| Sweeper brush, main - 48" or 1219,20 mm; soft nylon; 18 SR            | <b>Model:</b> CONDOR 4530 | <b>REF</b> <a href="#">100SG1623</a> |
| Sweeper brush, main - 48" or 1219,20 mm; Tynex; 18 SR; 180 grit       | <b>Model:</b> CONDOR 4530 | <b>REF</b> <a href="#">100SG1625</a> |



## VACUUM MOTOR

|   |                           |                                      |
|---|---------------------------|--------------------------------------|
| Motor, vacuum - 36 VDC; 550 W; with capacitor | <b>Model:</b> CONDOR 4530 | <b>REF</b> <a href="#">100SG1543</a> |
|---|---------------------------|--------------------------------------|

used for: **ADVANCE-NILFISK** series: **CONDOR 4530**

used for: **ADVANCE-NILFISK** series: **CONDOR 4830**


## FILTER

|  |                           |                                      |
|--|---------------------------|--------------------------------------|
| Filter element, air filter - total height: 25 mm | <b>Model:</b> CONDOR 4830 | <b>REF</b> <a href="#">101SG2391</a> |
|--|---------------------------|--------------------------------------|



## HOSE

|                |                           |                                      |
|----------------|---------------------------|--------------------------------------|
| Hose, squeegee | <b>Model:</b> CONDOR 4830 | <b>REF</b> <a href="#">100SG1628</a> |
| Hose, vacuum   | <b>Model:</b> CONDOR 4830 | <b>REF</b> <a href="#">100SG1622</a> |



## MOTOR

|   |                           |                                      |
|---|---------------------------|--------------------------------------|
| Motor, main broom - 36 VDC; 30 A; 2200 RPM; cylindrical | <b>Model:</b> CONDOR 4830 | <b>REF</b> <a href="#">100SG1629</a> |
|---|---------------------------|--------------------------------------|



## SQUEEGEE

|  |                           |                                      |
|--|---------------------------|--------------------------------------|
| Blade kit, squeegee - 40" or 1016,00 mm; gum rubber; red | <b>Model:</b> CONDOR 4830 | <b>REF</b> <a href="#">100SG1638</a> |
| Blade kit, squeegee - 40" or 1016,00 mm; gum rubber; tan | <b>Model:</b> CONDOR 4830 | <b>REF</b> <a href="#">100SG1637</a> |
| Blade kit, squeegee - 45" or 1143,00 mm; gum rubber; red | <b>Model:</b> CONDOR 4830 | <b>REF</b> <a href="#">100SG1636</a> |
| Blade kit, squeegee - 45" or 1143,00 mm; gum rubber; tan | <b>Model:</b> CONDOR 4830 | <b>REF</b> <a href="#">100SG1635</a> |
| Blade kit, squeegee - 48" or 1219,20 mm; gum rubber; red | <b>Model:</b> CONDOR 4830 | <b>REF</b> <a href="#">100SG1640</a> |
| Blade kit, squeegee - 48" or 1219,20 mm; gum rubber; tan | <b>Model:</b> CONDOR 4830 | <b>REF</b> <a href="#">100SG1639</a> |



## SWEEPER/BRUSH

|   |                           |                                      |
|---|---------------------------|--------------------------------------|
| Sweeper brush, curb - 10" or 254,00 mm; polypropylene; 3 SR; optional | <b>Model:</b> CONDOR 4830 | <b>REF</b> <a href="#">100SG1616</a> |
| Sweeper brush, main - 38" or 965,20 mm; hard nylon; 24 SR             | <b>Model:</b> CONDOR 4830 | <b>REF</b> <a href="#">100SG1618</a> |
| Sweeper brush, main - 38" or 965,20 mm; soft nylon; 18 SR             | <b>Model:</b> CONDOR 4830 | <b>REF</b> <a href="#">100SG1617</a> |
| Sweeper brush, main - 38" or 965,20 mm; Tynex; 18 SR; 180 grit        | <b>Model:</b> CONDOR 4830 | <b>REF</b> <a href="#">100SG1619</a> |
| Sweeper brush, main - 40" or 1016,00 mm; 18 SR; 80 grit               | <b>Model:</b> CONDOR 4830 | <b>REF</b> <a href="#">100SG1620</a> |
| Sweeper brush, main - 40" or 1016,00 mm; polypropylene; 18 SR         | <b>Model:</b> CONDOR 4830 | <b>REF</b> <a href="#">100SG1621</a> |
| Sweeper brush, main - 45" or 1143,00 mm; 18 SR; 180 grit              | <b>Model:</b> CONDOR 4830 | <b>REF</b> <a href="#">100SG1632</a> |
| Sweeper brush, main - 45" or 1143,00 mm; 18 SR; 80 grit               | <b>Model:</b> CONDOR 4830 | <b>REF</b> <a href="#">100SG1633</a> |
| Sweeper brush, main - 45" or 1143,00 mm; hard nylon; 18 SR            | <b>Model:</b> CONDOR 4830 | <b>REF</b> <a href="#">100SG1631</a> |
| Sweeper brush, main - 45" or 1143,00 mm; polypropylene; 18 SR         | <b>Model:</b> CONDOR 4830 | <b>REF</b> <a href="#">100SG1634</a> |
| Sweeper brush, main - 45" or 1143,00 mm; soft nylon; 18 SR            | <b>Model:</b> CONDOR 4830 | <b>REF</b> <a href="#">100SG1630</a> |
| Sweeper brush, main - 48" or 1219,20 mm; 18 SR; 80 grit               | <b>Model:</b> CONDOR 4830 | <b>REF</b> <a href="#">100SG1626</a> |
| Sweeper brush, main - 48" or 1219,20 mm; hard nylon; 18 SR            | <b>Model:</b> CONDOR 4830 | <b>REF</b> <a href="#">100SG1624</a> |
| Sweeper brush, main - 48" or 1219,20 mm; soft nylon; 18 SR            | <b>Model:</b> CONDOR 4830 | <b>REF</b> <a href="#">100SG1623</a> |
| Sweeper brush, main - 48" or 1219,20 mm; Tynex; 18 SR; 180 grit       | <b>Model:</b> CONDOR 4830 | <b>REF</b> <a href="#">100SG1625</a> |



## VACUUM MOTOR

|   |                           |                                      |
|---|---------------------------|--------------------------------------|
| Motor, vacuum - 36 VDC; 550 W; with capacitor | <b>Model:</b> CONDOR 4830 | <b>REF</b> <a href="#">100SG1543</a> |
|---|---------------------------|--------------------------------------|

used for: **ADVANCE-NILFISK** series: **EXTERRA SR1900**



## FILTER

|   |                              |                                      |
|---|------------------------------|--------------------------------------|
| Filter assembly, fuel   | <b>Model:</b> EXTERRA SR1900 | <b>REF</b> <a href="#">100SG1583</a> |
| Filter assembly, hydraulic - 3 cylinder engine                | <b>Model:</b> EXTERRA SR1900 | <b>REF</b> <a href="#">100SG1691</a> |
| Filter assembly, hydraulic - 4 cylinder engine                | <b>Model:</b> EXTERRA SR1900 | <b>REF</b> <a href="#">100SG1704</a> |
| Filter assembly, LPG  | <b>Model:</b> EXTERRA SR1900 | <b>REF</b> <a href="#">100SG1582</a> |
| Filter element, dust filter – panel type; ultra-web cellulose | <b>Model:</b> EXTERRA SR1900 | <b>REF</b> <a href="#">100SG3027</a> |
| Filter element, dust filter - synthetic                       | <b>Model:</b> EXTERRA SR1900 | <b>REF</b> <a href="#">100SG3028</a> |
| Filter element, engine oil filter                             | <b>Model:</b> EXTERRA SR1900 | <b>REF</b> <a href="#">100SG1581</a> |
| Filter element, engine oil filter; fuel type; LPG             | <b>Model:</b> EXTERRA SR1900 | <b>REF</b> <a href="#">100SG1705</a> |
| Filter element, hydraulic filter; fuel type; gasoline/LPG     | <b>Model:</b> EXTERRA SR1900 | <b>REF</b> <a href="#">100SG1646</a> |
| Filter element, inner air filter - height: 260,00 mm          | <b>Model:</b> EXTERRA SR1900 | <b>REF</b> <a href="#">100SG1678</a> |
| Filter element, inner air filter - height: 288,00 mm          | <b>Model:</b> EXTERRA SR1900 | <b>REF</b> <a href="#">100SG3026</a> |
| Filter element, outer air filter - height: 270,00 mm          | <b>Model:</b> EXTERRA SR1900 | <b>REF</b> <a href="#">100SG1679</a> |
| Filter element, outer air filter - height: 292,00 mm          | <b>Model:</b> EXTERRA SR1900 | <b>REF</b> <a href="#">100SG3025</a> |



## MOTOR

|  |                              |                                      |
|--|------------------------------|--------------------------------------|
| Motor, main broom - hydraulic; Danfoss | <b>Model:</b> EXTERRA SR1900 | <b>REF</b> <a href="#">100SG1703</a> |
|--|------------------------------|--------------------------------------|



## SWEEPER/BRUSH

|   |                              |                                      |
|---|------------------------------|--------------------------------------|
| Sweeper brush, curb - 17" or 431,80 mm; polypropylene; 3 SR                 | <b>Model:</b> EXTERRA SR1900 | <b>REF</b> <a href="#">100SG1699</a> |
| Sweeper brush, curb - iron wire   | <b>Model:</b> EXTERRA SR1900 | <b>REF</b> <a href="#">100SG1701</a> |
| Sweeper brush, curb - nylon   | <b>Model:</b> EXTERRA SR1900 | <b>REF</b> <a href="#">100SG1700</a> |
| Sweeper brush, main - 50" or 1270,00 mm; nylon; 8 DR                        | <b>Model:</b> EXTERRA SR1900 | <b>REF</b> <a href="#">100SG1697</a> |
| Sweeper brush, main - 50" or 1270,00 mm; proex; 8 DR                        | <b>Model:</b> EXTERRA SR1900 | <b>REF</b> <a href="#">100SG1698</a> |
| Sweeper brush, main - 50" or 1270,00 mm; proex-iron wire; 8 DR; herringbone | <b>Model:</b> EXTERRA SR1900 | <b>REF</b> <a href="#">100SG1692</a> |
| Sweeper brush, main - proex; 12 DR  | <b>Model:</b> EXTERRA SR1900 | <b>REF</b> <a href="#">100SG1693</a> |
| Sweeper brush, main - proex-iron wire; 12 DR                                | <b>Model:</b> EXTERRA SR1900 | <b>REF</b> <a href="#">100SG1694</a> |
| Sweeper brush, main - stiff proex; 8 DR                                     | <b>Model:</b> EXTERRA SR1900 | <b>REF</b> <a href="#">100SG1695</a> |
| Sweeper brush, main - stiff proex-iron wire; 12 DR                          | <b>Model:</b> EXTERRA SR1900 | <b>REF</b> <a href="#">100SG1696</a> |

used for: **ADVANCE-NILFISK** series: **EXTERRA SR1900**

used for: **ADVANCE-NILFISK** series: **HYDRO-RETRIEVER 2042**


## FILTER

|   |   |                                      |
|---|---|--------------------------------------|
| Filter element, dust filter - pre-sweep; optional | <b>Model:</b> HYDRO-RETRIEVER 2042, 2042C | <b>REF</b> <a href="#">100SG1599</a> |
|---|---|--------------------------------------|



## HOSE

|                                      |   |                                      |
|--------------------------------------|---|--------------------------------------|
| Hose, squeegee                       | <b>Model:</b> HYDRO-RETRIEVER 2042, 2042C | <b>REF</b> <a href="#">100SG1591</a> |
| Hose, vacuum - date: till 01/02/2003 | <b>Model:</b> HYDRO-RETRIEVER 2042, 2042C | <b>REF</b> <a href="#">100SG1585</a> |
| Hose, vacuum - date: till 31/01/2003 | <b>Model:</b> HYDRO-RETRIEVER 2042, 2042C | <b>REF</b> <a href="#">100SG1584</a> |



## MOTOR

|   |   |                                      |
|---|---|--------------------------------------|
| Motor, main broom - 36 VDC; 26 A; 1500 RPM; 1 HP; cylindrical | <b>Model:</b> HYDRO-RETRIEVER 2042, 2042C | <b>REF</b> <a href="#">100SG1613</a> |
| Motor, scrub brush - 36 VDC; 77 A; 3600 RPM; 3 HP             | <b>Model:</b> HYDRO-RETRIEVER 2042, 2042C | <b>REF</b> <a href="#">100SG1600</a> |



## SQUEEGEE

|  |   |                                      |
|--|---|--------------------------------------|
| Blade kit, squeegee - neoprene; oil-resistant; optional      | <b>Model:</b> HYDRO-RETRIEVER 2042, 2042C | <b>REF</b> <a href="#">100SG1594</a> |
| Blade kit, squeegee - standard; gum rubber                   | <b>Model:</b> HYDRO-RETRIEVER 2042, 2042C | <b>REF</b> <a href="#">100SG1593</a> |
| Blade, squeegee front - red gum                              | <b>Model:</b> HYDRO-RETRIEVER 2042, 2042C | <b>REF</b> <a href="#">100SG1615</a> |
| Blade, squeegee front - neoprene; optional; oil-resistant    | <b>Model:</b> HYDRO-RETRIEVER 2042, 2042C | <b>REF</b> <a href="#">100SG1590</a> |
| Blade, squeegee front - standard                             | <b>Model:</b> HYDRO-RETRIEVER 2042, 2042C | <b>REF</b> <a href="#">100SG1596</a> |
| Blade, squeegee rear - red gum                               | <b>Model:</b> HYDRO-RETRIEVER 2042, 2042C | <b>REF</b> <a href="#">100SG1614</a> |
| Blade, squeegee rear - neoprene; oil-resistant; optional     | <b>Model:</b> HYDRO-RETRIEVER 2042, 2042C | <b>REF</b> <a href="#">100SG1595</a> |
| Blade, squeegee rear - standard; rubber                      | <b>Model:</b> HYDRO-RETRIEVER 2042, 2042C | <b>REF</b> <a href="#">100SG1589</a> |
| Blade, squeegee side - LH; rubber                            | <b>Model:</b> HYDRO-RETRIEVER 2042, 2042C | <b>REF</b> <a href="#">100SG1588</a> |
| Blade, squeegee side - rotary brush                          | <b>Model:</b> HYDRO-RETRIEVER 2042, 2042C | <b>REF</b> <a href="#">100SG1586</a> |
| Blade, squeegee side - rubber; rotary brush                  | <b>Model:</b> HYDRO-RETRIEVER 2042, 2042C | <b>REF</b> <a href="#">100SG1587</a> |
| Blade, squeegee side - polyurethane; oil-resistant; optional | <b>Model:</b> HYDRO-RETRIEVER 2042, 2042C | <b>REF</b> <a href="#">100SG1598</a> |



## SWEEPER/BRUSH

|  |   |                                      |
|--|---|--------------------------------------|
| Sweeper brush, curb - 10" or 254,00 mm; polypropylene; 3 SR; optional; pre-sweep | <b>Model:</b> HYDRO-RETRIEVER 2042, 2042C | <b>REF</b> <a href="#">100SG1670</a> |
| Sweeper brush, curb - 6" or 152,40 mm; polypropylene; 2 SR; optional; pre-sweep  | <b>Model:</b> HYDRO-RETRIEVER 2042, 2042C | <b>REF</b> <a href="#">100SG1673</a> |
| Sweeper brush, main - 37" or 939,80 mm; abrasive nylon 1.5; 46 grit; 12 SR       | <b>Model:</b> HYDRO-RETRIEVER 2042, 2042C | <b>REF</b> <a href="#">100SG1612</a> |
| Sweeper brush, main - 37" or 939,80 mm; hard nylon; 16 SR                        | <b>Model:</b> HYDRO-RETRIEVER 2042, 2042C | <b>REF</b> <a href="#">100SG1609</a> |
| Sweeper brush, main - 37" or 939,80 mm; polypropylene; 16 SR                     | <b>Model:</b> HYDRO-RETRIEVER 2042, 2042C | <b>REF</b> <a href="#">100SG1607</a> |
| Sweeper brush, main - 37" or 939,80 mm; soft nylon; 16 SR                        | <b>Model:</b> HYDRO-RETRIEVER 2042, 2042C | <b>REF</b> <a href="#">100SG1608</a> |
| Sweeper brush, main - 37" or 939,80 mm; Tynex; 14 SR; 180 grit                   | <b>Model:</b> HYDRO-RETRIEVER 2042, 2042C | <b>REF</b> <a href="#">100SG1610</a> |
| Sweeper brush, main - 42" or 1066,80 mm; 180 grit                                | <b>Model:</b> HYDRO-RETRIEVER 2042, 2042C | <b>REF</b> <a href="#">100SG1604</a> |
| Sweeper brush, main - 42" or 1066,80 mm; 46 grit                                 | <b>Model:</b> HYDRO-RETRIEVER 2042, 2042C | <b>REF</b> <a href="#">100SG1606</a> |
| Sweeper brush, main - 42" or 1066,80 mm; 80 grit                                 | <b>Model:</b> HYDRO-RETRIEVER 2042, 2042C | <b>REF</b> <a href="#">100SG1605</a> |
| Sweeper brush, main - 42" or 1066,80 mm; hard nylon                              | <b>Model:</b> HYDRO-RETRIEVER 2042, 2042C | <b>REF</b> <a href="#">100SG1603</a> |
| Sweeper brush, main - 42" or 1066,80 mm; polypropylene; 12 SR                    | <b>Model:</b> HYDRO-RETRIEVER 2042, 2042C | <b>REF</b> <a href="#">100SG1601</a> |
| Sweeper brush, main - 42" or 1066,80 mm; soft nylon                              | <b>Model:</b> HYDRO-RETRIEVER 2042, 2042C | <b>REF</b> <a href="#">100SG1602</a> |
| Sweeper brush, main - optional; pre-sweep  | <b>Model:</b> HYDRO-RETRIEVER 2042, 2042C | <b>REF</b> <a href="#">100SG1690</a> |
| Sweeper brush, main - abrasive nylon 1.2; 80 grit                                | <b>Model:</b> HYDRO-RETRIEVER 2042, 2042C | <b>REF</b> <a href="#">100SG1611</a> |



## VACUUM MOTOR

|   |   |                                      |
|---|---|--------------------------------------|
| Motor, vacuum - 36 VDC; 550 W; with capacitor | <b>Model:</b> HYDRO-RETRIEVER 2042, 2042C | <b>REF</b> <a href="#">100SG1543</a> |
|---|---|--------------------------------------|

used for: **ADVANCE-NILFISK** series: **HYDRO-RETRIEVER 2052**



## FILTER

|   |                                    |                                      |
|---|------------------------------------|--------------------------------------|
| Filter element, engine oil filter - fuel type: gasoline/LPG | <b>Model:</b> HYDRO-RETRIEVER 2052 | <b>REF</b> <a href="#">100SG1706</a> |
| Filter element, hydraulic filter - fuel type: LPG           | <b>Model:</b> HYDRO-RETRIEVER 2052 | <b>REF</b> <a href="#">100SG1681</a> |
| Filter element, inner air filter - fuel type: gasoline/LPG  | <b>Model:</b> HYDRO-RETRIEVER 2052 | <b>REF</b> <a href="#">100SG1676</a> |
| Filter element, outer air filter - fuel type: gasoline/LPG  | <b>Model:</b> HYDRO-RETRIEVER 2052 | <b>REF</b> <a href="#">100SG1675</a> |



## HOSE

|  |                                     |                                      |
|--|-------------------------------------|--------------------------------------|
| Hose, vacuum - fuel type: LPG                | <b>Model:</b> HYDRO-RETRIEVER 2052  | <b>REF</b> <a href="#">100SG1652</a> |
| Hose, vacuum - squeegee; fuel type: electric | <b>Model:</b> HYDRO-RETRIEVER 2052B | <b>REF</b> <a href="#">100SG1666</a> |



## MOTOR

|   |                                     |                                      |
|---|-------------------------------------|--------------------------------------|
| Motor, main broom - 36 VDC; 1 HP; fuel type: electric   | <b>Model:</b> HYDRO-RETRIEVER 2052B | <b>REF</b> <a href="#">100SG1651</a> |
| Motor, main broom - hydraulic; fuel type: gasoline/LPG  | <b>Model:</b> HYDRO-RETRIEVER 2052  | <b>REF</b> <a href="#">100SG1677</a> |
| Motor, scrub brush - 36 VDC; 77 A; 3600 RPM; 3 HP       | <b>Model:</b> HYDRO-RETRIEVER 2052B | <b>REF</b> <a href="#">100SG1600</a> |
| Motor, scrub brush - hydraulic; fuel type: gasoline/LPG | <b>Model:</b> HYDRO-RETRIEVER 2052  | <b>REF</b> <a href="#">100SG1677</a> |



## SQUEEGEE

|  |   |                                      |
|--|---|--------------------------------------|
| Blade, squeegee front - LH; backup               | <b>Model:</b> HYDRO-RETRIEVER 2052, 2052B | <b>REF</b> <a href="#">100SG1659</a> |
| Blade, squeegee front - RH; backup               | <b>Model:</b> HYDRO-RETRIEVER 2052, 2052B | <b>REF</b> <a href="#">100SG1658</a> |
| Blade, squeegee front - RH; door                 | <b>Model:</b> HYDRO-RETRIEVER 2052, 2052B | <b>REF</b> <a href="#">100SG1660</a> |
| Blade, squeegee front - from sn 1321040          | <b>Model:</b> HYDRO-RETRIEVER 2052, 2052B | <b>REF</b> <a href="#">100SG1667</a> |
| Blade, squeegee front - from sn 1321039          | <b>Model:</b> HYDRO-RETRIEVER 2052, 2052B | <b>REF</b> <a href="#">100SG1665</a> |
| Blade, squeegee rear - backing - from sn 1321040 | <b>Model:</b> HYDRO-RETRIEVER 2052, 2052B | <b>REF</b> <a href="#">100SG1669</a> |
| Blade, squeegee rear - neoprene- from sn 1321039 | <b>Model:</b> HYDRO-RETRIEVER 2052, 2052B | <b>REF</b> <a href="#">100SG1664</a> |
| Blade, squeegee rear - rubber- from sn 1321039   | <b>Model:</b> HYDRO-RETRIEVER 2052, 2052B | <b>REF</b> <a href="#">100SG1650</a> |
| Blade, squeegee rear - from sn 1321040           | <b>Model:</b> HYDRO-RETRIEVER 2052, 2052B | <b>REF</b> <a href="#">100SG1668</a> |
| Blade, squeegee side - LH; gum rubber            | <b>Model:</b> HYDRO-RETRIEVER 2052, 2052B | <b>REF</b> <a href="#">100SG1657</a> |
| Blade, squeegee side - RH; gum rubber            | <b>Model:</b> HYDRO-RETRIEVER 2052, 2052B | <b>REF</b> <a href="#">100SG1656</a> |
| Squeegee assembly - sn up to 1312262             | <b>Model:</b> HYDRO-RETRIEVER 2052        | <b>REF</b> <a href="#">100SG1655</a> |
| Squeegee assembly - from sn 1312263              | <b>Model:</b> HYDRO-RETRIEVER 2052        | <b>REF</b> <a href="#">100SG1661</a> |



## SWEEPER/BRUSH

|   |   |                                      |
|---|---|--------------------------------------|
| Sweeper brush, curb - 10" or 254,00 mm; polypropylene; 2 SR | <b>Model:</b> HYDRO-RETRIEVER 2052, 2052B | <b>REF</b> <a href="#">100SG1672</a> |
| Sweeper brush, main - 36" or 914,40 mm; polypropylene; 6 DR | <b>Model:</b> HYDRO-RETRIEVER 2052, 2052B | <b>REF</b> <a href="#">100SG1682</a> |



## VACUUM MOTOR

|   |   |                                      |
|---|---|--------------------------------------|
| Motor, vacuum - 42 VAC; 360 W; heavy-duty | <b>Model:</b> HYDRO-RETRIEVER 2052, 2052B | <b>REF</b> <a href="#">100SG1649</a> |
|---|---|--------------------------------------|

used for: **ADVANCE-NILFISK** series: **HYDRO-RETRIEVER 2052**



used for: **ADVANCE-NILFISK** series: **HYDRO-RETRIEVER 3800**


## FILTER

|   |                                    |                                      |
|---|------------------------------------|--------------------------------------|
| Filter element, dust filter - pre-sweep; optional | <b>Model:</b> HYDRO-RETRIEVER 3800 | <b>REF</b> <a href="#">100SG1599</a> |
|---|------------------------------------|--------------------------------------|



## HOSE

|                                      |                                    |                                      |
|--------------------------------------|------------------------------------|--------------------------------------|
| Hose, squeegee                       | <b>Model:</b> HYDRO-RETRIEVER 3800 | <b>REF</b> <a href="#">100SG1591</a> |
| Hose, vacuum - date: till 01/02/2003 | <b>Model:</b> HYDRO-RETRIEVER 3800 | <b>REF</b> <a href="#">100SG1585</a> |
| Hose, vacuum - date: till 31/01/2003 | <b>Model:</b> HYDRO-RETRIEVER 3800 | <b>REF</b> <a href="#">100SG1584</a> |
| Hose, vacuum - motor                 | <b>Model:</b> HYDRO-RETRIEVER 3800 | <b>REF</b> <a href="#">100SG1592</a> |



## MOTOR

|   |                                    |                                      |
|---|------------------------------------|--------------------------------------|
| Motor, main broom - 36 VDC; 26 A; 1500 RPM; 1 HP; cylindrical | <b>Model:</b> HYDRO-RETRIEVER 3800 | <b>REF</b> <a href="#">100SG1613</a> |
| Motor, scrub brush - 36 VDC; 77 A; 3600 RPM; 3 HP             | <b>Model:</b> HYDRO-RETRIEVER 3800 | <b>REF</b> <a href="#">100SG1600</a> |



## SQUEEGEE

|  |                                    |                                      |
|--|------------------------------------|--------------------------------------|
| Blade kit, squeegee - neoprene; oil-resistant; optional      | <b>Model:</b> HYDRO-RETRIEVER 3800 | <b>REF</b> <a href="#">100SG1594</a> |
| Blade kit, squeegee - standard; gum rubber                   | <b>Model:</b> HYDRO-RETRIEVER 3800 | <b>REF</b> <a href="#">100SG1593</a> |
| Blade, squeegee front - red gum                              | <b>Model:</b> HYDRO-RETRIEVER 3800 | <b>REF</b> <a href="#">100SG1615</a> |
| Blade, squeegee front - neoprene; optional; oil-resistant    | <b>Model:</b> HYDRO-RETRIEVER 3800 | <b>REF</b> <a href="#">100SG1590</a> |
| Blade, squeegee front - standard                             | <b>Model:</b> HYDRO-RETRIEVER 3800 | <b>REF</b> <a href="#">100SG1596</a> |
| Blade, squeegee rear - red gum                               | <b>Model:</b> HYDRO-RETRIEVER 3800 | <b>REF</b> <a href="#">100SG1614</a> |
| Blade, squeegee rear - neoprene; oil-resistant; optional     | <b>Model:</b> HYDRO-RETRIEVER 3800 | <b>REF</b> <a href="#">100SG1595</a> |
| Blade, squeegee rear - standard; rubber                      | <b>Model:</b> HYDRO-RETRIEVER 3800 | <b>REF</b> <a href="#">100SG1589</a> |
| Blade, squeegee side - LH; rubber                            | <b>Model:</b> HYDRO-RETRIEVER 3800 | <b>REF</b> <a href="#">100SG1588</a> |
| Blade, squeegee side - rotary brush                          | <b>Model:</b> HYDRO-RETRIEVER 3800 | <b>REF</b> <a href="#">100SG1586</a> |
| Blade, squeegee side - rubber; rotary brush                  | <b>Model:</b> HYDRO-RETRIEVER 3800 | <b>REF</b> <a href="#">100SG1587</a> |
| Blade, squeegee side - polyurethane; oil-resistant; optional | <b>Model:</b> HYDRO-RETRIEVER 3800 | <b>REF</b> <a href="#">100SG1598</a> |



## SWEEPER/BRUSH

|  |                                    |                                      |
|--|------------------------------------|--------------------------------------|
| Sweeper brush, curb - 10" or 254,00 mm; polypropylene; 3 SR; optional; pre-sweep | <b>Model:</b> HYDRO-RETRIEVER 3800 | <b>REF</b> <a href="#">100SG1670</a> |
| Sweeper brush, curb - 6" or 152,40 mm; polypropylene; 2 SR; optional; pre-sweep  | <b>Model:</b> HYDRO-RETRIEVER 3800 | <b>REF</b> <a href="#">100SG1673</a> |
| Sweeper brush, main - 37" or 939,80 mm; abrasive nylon 1.5; 46 grit; 12 SR       | <b>Model:</b> HYDRO-RETRIEVER 3800 | <b>REF</b> <a href="#">100SG1612</a> |
| Sweeper brush, main - 37" or 939,80 mm; hard nylon; 16 SR                        | <b>Model:</b> HYDRO-RETRIEVER 3800 | <b>REF</b> <a href="#">100SG1609</a> |
| Sweeper brush, main - 37" or 939,80 mm; polypropylene; 16 SR                     | <b>Model:</b> HYDRO-RETRIEVER 3800 | <b>REF</b> <a href="#">100SG1607</a> |
| Sweeper brush, main - 37" or 939,80 mm; soft nylon; 16 SR                        | <b>Model:</b> HYDRO-RETRIEVER 3800 | <b>REF</b> <a href="#">100SG1608</a> |
| Sweeper brush, main - 37" or 939,80 mm; Tynex; 14 SR; 180 grit                   | <b>Model:</b> HYDRO-RETRIEVER 3800 | <b>REF</b> <a href="#">100SG1610</a> |
| Sweeper brush, main - 42" or 1066,80 mm; 180 grit                                | <b>Model:</b> HYDRO-RETRIEVER 3800 | <b>REF</b> <a href="#">100SG1604</a> |
| Sweeper brush, main - 42" or 1066,80 mm; 80 grit                                 | <b>Model:</b> HYDRO-RETRIEVER 3800 | <b>REF</b> <a href="#">100SG1606</a> |
| Sweeper brush, main - 42" or 1066,80 mm; 80 grit                                 | <b>Model:</b> HYDRO-RETRIEVER 3800 | <b>REF</b> <a href="#">100SG1605</a> |
| Sweeper brush, main - 42" or 1066,80 mm; hard nylon                              | <b>Model:</b> HYDRO-RETRIEVER 3800 | <b>REF</b> <a href="#">100SG1603</a> |
| Sweeper brush, main - 42" or 1066,80 mm; polypropylene; 12 SR                    | <b>Model:</b> HYDRO-RETRIEVER 3800 | <b>REF</b> <a href="#">100SG1601</a> |
| Sweeper brush, main - 42" or 1066,80 mm; soft nylon                              | <b>Model:</b> HYDRO-RETRIEVER 3800 | <b>REF</b> <a href="#">100SG1602</a> |
| Sweeper brush, main - optional; pre-sweep  | <b>Model:</b> HYDRO-RETRIEVER 3800 | <b>REF</b> <a href="#">100SG1690</a> |
| Sweeper brush, main - abrasive nylon 1.2; 80 grit                                | <b>Model:</b> HYDRO-RETRIEVER 3800 | <b>REF</b> <a href="#">100SG1611</a> |



## VACUUM MOTOR

|   |                                    |                                      |
|---|------------------------------------|--------------------------------------|
| Motor, vacuum - 36 VDC; 550 W                 | <b>Model:</b> HYDRO-RETRIEVER 3800 | <b>REF</b> <a href="#">100SG1597</a> |
| Motor, vacuum - 36 VDC; 550 W; with capacitor | <b>Model:</b> HYDRO-RETRIEVER 3800 | <b>REF</b> <a href="#">100SG1543</a> |

used for: **ADVANCE-NILFISK** series: **PROTERRA**



## FILTER

|   |                        |                                      |
|---|------------------------|--------------------------------------|
| Filter element, air filter                                    | <b>Model:</b> PROTERRA | <b>REF</b> <a href="#">100SG1569</a> |
| Filter element, dust filter – panel type; ultra-web cellulose | <b>Model:</b> PROTERRA | <b>REF</b> <a href="#">100SG3027</a> |
| Filter element, dust filter - synthetic                       | <b>Model:</b> PROTERRA | <b>REF</b> <a href="#">100SG3028</a> |
| Filter element, engine oil filter                             | <b>Model:</b> PROTERRA | <b>REF</b> <a href="#">100SG1573</a> |
| Filter element, hydraulic filter                              | <b>Model:</b> PROTERRA | <b>REF</b> <a href="#">100SG1570</a> |



## MOTOR


|  |                        |                                      |
|--|------------------------|--------------------------------------|
| Motor, main broom - hydraulic; M+S hydraulic | <b>Model:</b> PROTERRA | <b>REF</b> <a href="#">100SG1578</a> |
|--|------------------------|--------------------------------------|



## SWEEPER/BRUSH

|   |                        |                                      |
|---|------------------------|--------------------------------------|
| Sweeper brush, curb - 10" or 254,00 mm; nylon; 2 SR                           | <b>Model:</b> PROTERRA | <b>REF</b> <a href="#">100SG1580</a> |
| Sweeper brush, curb - 10" or 254,00 mm; polypropylene; 2 SR                   | <b>Model:</b> PROTERRA | <b>REF</b> <a href="#">100SG1572</a> |
| Sweeper brush, curb - 10" or 254,00 mm; polypropylene-iron wire; 2 SR         | <b>Model:</b> PROTERRA | <b>REF</b> <a href="#">100SG1579</a> |
| Sweeper brush, main - 35" or 889,00 mm; nylon; 6 DR; spiral                   | <b>Model:</b> PROTERRA | <b>REF</b> <a href="#">100SG1574</a> |
| Sweeper brush, main - 35" or 889,00 mm; polypropylene-iron wire; 6 DR; spiral | <b>Model:</b> PROTERRA | <b>REF</b> <a href="#">100SG1576</a> |
| Sweeper brush, main - 35" or 889,00 mm; polypropylene-nylon; 6 DR             | <b>Model:</b> PROTERRA | <b>REF</b> <a href="#">100SG1575</a> |
| Scrubber brush, main - 35" or 889,00 mm; Union mix; 6 DR; spiral              | <b>Model:</b> PROTERRA | <b>REF</b> <a href="#">100SG1577</a> |

used for: **ADVANCE-NILFISK** series: **PROTERRA**

used for: **ADVANCE-NILFISK** series: **RETRIEVER 6250**


## FILTER

|  |                              |                                      |
|--|------------------------------|--------------------------------------|
| Filter assembly, LPG                                       | <b>Model:</b> RETRIEVER 6250 | <b>REF</b> <a href="#">100SG1648</a> |
| Filter element, dust filter; fuel type: gasoline/LPG       | <b>Model:</b> RETRIEVER 6250 | <b>REF</b> <a href="#">100SG1680</a> |
| Filter element, engine oil filter; fuel type: gasoline/LPG | <b>Model:</b> RETRIEVER 6250 | <b>REF</b> <a href="#">100SG1671</a> |
| Filter element, hydraulic filter; fuel type; gasoline/LPG  | <b>Model:</b> RETRIEVER 6250 | <b>REF</b> <a href="#">100SG1646</a> |
| Filter element, inner air filter                           | <b>Model:</b> RETRIEVER 6250 | <b>REF</b> <a href="#">100SG1678</a> |
| Filter element, outer air filter - height: 270,00 mm       | <b>Model:</b> RETRIEVER 6250 | <b>REF</b> <a href="#">100SG1679</a> |



## MOTOR

|  |                              |                                      |
|--|------------------------------|--------------------------------------|
| Motor, main broom - hydraulic; fuel type: gasoline/LPG | <b>Model:</b> RETRIEVER 6250 | <b>REF</b> <a href="#">100SG1645</a> |
|--|------------------------------|--------------------------------------|



## SQUEEGEE

|  |                              |                                      |
|--|------------------------------|--------------------------------------|
| Blade, squeegee front - dump door        | <b>Model:</b> RETRIEVER 6250 | <b>REF</b> <a href="#">100SG1641</a> |
| Blade, squeegee front - dump door shield | <b>Model:</b> RETRIEVER 6250 | <b>REF</b> <a href="#">100SG1647</a> |



## SWEEPER/BRUSH

|  |                              |                                      |
|--|------------------------------|--------------------------------------|
| Sweeper brush, curb - 13" or 330,20 mm; iron wire; 2 SR              | <b>Model:</b> RETRIEVER 6250 | <b>REF</b> <a href="#">100SG1643</a> |
| Sweeper brush, curb - 13" or 330,20 mm; nylon; 3 SR                  | <b>Model:</b> RETRIEVER 6250 | <b>REF</b> <a href="#">100SG1642</a> |
| Sweeper brush, curb - 13" or 330,20 mm; polypropylene; 2 SR          | <b>Model:</b> RETRIEVER 6250 | <b>REF</b> <a href="#">100SG1674</a> |
| Sweeper brush, main - 45" or 1143,00 mm; proex; 12 DR                | <b>Model:</b> RETRIEVER 6250 | <b>REF</b> <a href="#">100SG1686</a> |
| Sweeper brush, main - 45" or 1143,00 mm; proex; 8 DR                 | <b>Model:</b> RETRIEVER 6250 | <b>REF</b> <a href="#">100SG1688</a> |
| Sweeper brush, main - 45" or 1143,00 mm; proex-iron wire; 12 DR      | <b>Model:</b> RETRIEVER 6250 | <b>REF</b> <a href="#">100SG1684</a> |
| Sweeper brush, main - 45" or 1143,00 mm; proex-iron wire; 8 DR       | <b>Model:</b> RETRIEVER 6250 | <b>REF</b> <a href="#">100SG1689</a> |
| Sweeper brush, main - 45" or 1143,00 mm; stiff nylon; 8 DR           | <b>Model:</b> RETRIEVER 6250 | <b>REF</b> <a href="#">100SG1687</a> |
| Sweeper brush, main - 45" or 1143,00 mm; stiff proex; 8 DR           | <b>Model:</b> RETRIEVER 6250 | <b>REF</b> <a href="#">100SG1683</a> |
| Sweeper brush, main - 45" or 1143,00 mm; stiff proex-iron wire; 8 DR | <b>Model:</b> RETRIEVER 6250 | <b>REF</b> <a href="#">100SG1685</a> |

used for: **ADVANCE-NILFISK** series: **TERRA 4300**



## FILTER

|   |                          |                                      |
|---|--------------------------|--------------------------------------|
| Filter element, dust filter - panel type; paper | <b>Model:</b> TERRA 4300 | <b>REF</b> <a href="#">101SG2392</a> |
| Filter element, air filter - polyester          | <b>Model:</b> TERRA 4300 | <b>REF</b> <a href="#">101SG2393</a> |



## HOSE

|                             |                                 |                                      |
|-----------------------------|---------------------------------|--------------------------------------|
| Hose, solution - tank drain | <b>Model:</b> TERRA 4300, 4300B | <b>REF</b> <a href="#">100SG1560</a> |
| Hose, vacuum                | <b>Model:</b> TERRA 4300, 4300B | <b>REF</b> <a href="#">100SG1548</a> |



## MOTOR

|   |                          |                                      |
|---|--------------------------|--------------------------------------|
| Motor, curb broom RH - 24 VDC; 60 W; dx | <b>Model:</b> TERRA 4300 | <b>REF</b> <a href="#">101SG2394</a> |
| Motor, main broom - kit; 24 VDC. 500 W  | <b>Model:</b> TERRA 4300 | <b>REF</b> <a href="#">101SG2395</a> |



## SQUEEGEE

|  |                                 |                                      |
|--|---------------------------------|--------------------------------------|
| Blade, squeegee inner - rear; fabric   | <b>Model:</b> TERRA 4300, 4300B | <b>REF</b> <a href="#">100SG1546</a> |
| Blade, squeegee outer - rear; fabric   | <b>Model:</b> TERRA 4300, 4300B | <b>REF</b> <a href="#">100SG1547</a> |
| Blade, squeegee rear - dump door       | <b>Model:</b> TERRA 4300, 4300B | <b>REF</b> <a href="#">100SG1544</a> |
| Blade, squeegee side - hopper; fabric  | <b>Model:</b> TERRA 4300, 4300B | <b>REF</b> <a href="#">100SG1545</a> |
| Squeegee assembly - 43" or 1092,20 mm  | <b>Model:</b> TERRA 4300, 4300B | <b>REF</b> <a href="#">100SG1557</a> |
| Squeegee assembly, rear - neoprene     | <b>Model:</b> TERRA 4300, 4300B | <b>REF</b> <a href="#">100SG1549</a> |
| Squeegee assembly, rear - red gum      | <b>Model:</b> TERRA 4300, 4300B | <b>REF</b> <a href="#">100SG1550</a> |
| Squeegee assembly, rear - polyurethane | <b>Model:</b> TERRA 4300, 4300B | <b>REF</b> <a href="#">100SG1554</a> |
| Squeegee assembly, side - red gum      | <b>Model:</b> TERRA 4300, 4300B | <b>REF</b> <a href="#">100SG1559</a> |



## SWEEPER/BRUSH

|   |                                 |                                      |
|---|---------------------------------|--------------------------------------|
| Scrubber brush, main - 14" or 355,60 mm; .018/500 grit; rotary            | <b>Model:</b> TERRA 4300, 4300B | <b>REF</b> <a href="#">100SG3263</a> |
| Scrubber brush, main - 14" or 355,60 mm; .022/120 grit; rotary            | <b>Model:</b> TERRA 4300, 4300B | <b>REF</b> <a href="#">100SG3267</a> |
| Scrubber brush, main - 14" or 355,60 mm; .050/80 grit; 7 SR; rotary       | <b>Model:</b> TERRA 4300, 4300B | <b>REF</b> <a href="#">100SG3262</a> |
| Scrubber brush, main - 14" or 355,60 mm; .070/46 grit; 6 SR; rotary       | <b>Model:</b> TERRA 4300, 4300B | <b>REF</b> <a href="#">100SG3261</a> |
| Scrubber brush, main - 14" or 355,60 mm; polyurethane; .022; 7 SR; rotary | <b>Model:</b> TERRA 4300, 4300B | <b>REF</b> <a href="#">100SG3265</a> |
| Scrubber brush, main - 14" or 355,60 mm; polyurethane; .028; 6 SR; rotary | <b>Model:</b> TERRA 4300, 4300B | <b>REF</b> <a href="#">100SG3264</a> |
| Scrubber brush, main - 14" or 355,60 mm; Tynex; .035/180 grit; rotary     | <b>Model:</b> TERRA 4300, 4300B | <b>REF</b> <a href="#">100SG3268</a> |
| Scrubber brush, main - 14" or 355,60 mm; Union mix; rotary                | <b>Model:</b> TERRA 4300, 4300B | <b>REF</b> <a href="#">100SG3266</a> |



## VACUUM MOTOR

|   |                           |                                      |
|---|---------------------------|--------------------------------------|
| Motor, vacuum - 36 VDC; 550 W; with capacitor | <b>Model:</b> TERRA 4300B | <b>REF</b> <a href="#">100SG1543</a> |
|---|---------------------------|--------------------------------------|

used for: **ADVANCE-NILFISK** series: **TERRA 4300**







USED FOR  
**ALTO**

used for: ALTO series: SCRUBTEC 343B

used for: **ALTO** series: **SCRUBTEC 343B**



### FILTER

|                            |                             |                                      |
|----------------------------|-----------------------------|--------------------------------------|
| Filter element, air filter | <b>Model:</b> SCRUBTEC 343B | <b>REF</b> <a href="#">100SG2385</a> |
|----------------------------|-----------------------------|--------------------------------------|



### HOSE

|                        |                             |                                      |
|------------------------|-----------------------------|--------------------------------------|
| Hose, vacuum - motor   | <b>Model:</b> SCRUBTEC 343B | <b>REF</b> <a href="#">100SG1708</a> |
| Hose, vacuum - suction | <b>Model:</b> SCRUBTEC 343B | <b>REF</b> <a href="#">100SG1707</a> |



### MOTOR

|                                    |                             |                                      |
|------------------------------------|-----------------------------|--------------------------------------|
| Motor, scrub brush - 24 VDC; 520 W | <b>Model:</b> SCRUBTEC 343B | <b>REF</b> <a href="#">101SG3448</a> |
|------------------------------------|-----------------------------|--------------------------------------|



### SQUEEGEE

|                          |                             |                                      |
|--------------------------|-----------------------------|--------------------------------------|
| Squeegee assembly, front | <b>Model:</b> SCRUBTEC 343B | <b>REF</b> <a href="#">100SG1711</a> |
| Squeegee assembly, rear  | <b>Model:</b> SCRUBTEC 343B | <b>REF</b> <a href="#">100SG1712</a> |



### SWEEPER/BRUSH

|  |                             |                                      |
|--|-----------------------------|--------------------------------------|
| Scrubber brush, curb, main - 15" or 381,00 mm; polypropylene; 7 SR | <b>Model:</b> SCRUBTEC 343B | <b>REF</b> <a href="#">100SG2388</a> |
|--|-----------------------------|--------------------------------------|



### VACUUM MOTOR

|                               |                             |                                      |
|-------------------------------|-----------------------------|--------------------------------------|
| Motor, vacuum - 24 VDC; 300 W | <b>Model:</b> SCRUBTEC 343B | <b>REF</b> <a href="#">100SG1709</a> |
|-------------------------------|-----------------------------|--------------------------------------|





USED FOR  
**AMERICAN LINCOLN**

used for: AMERICAN LINCOLN series: 7700



## FILTER

|                            |                    |                                      |
|----------------------------|--------------------|--------------------------------------|
| Filter element, air filter | <b>Model:</b> 7700 | <b>REF</b> <a href="#">101SG3449</a> |
|----------------------------|--------------------|--------------------------------------|



## HOSE

|                |                    |                                      |
|----------------|--------------------|--------------------------------------|
| Hose, squeegee | <b>Model:</b> 7700 | <b>REF</b> <a href="#">100SG3053</a> |
|----------------|--------------------|--------------------------------------|



## MOTOR

|   |                    |                                      |
|---|--------------------|--------------------------------------|
| Motor, main broom - hydraulic; driver; main brush | <b>Model:</b> 7700 | <b>REF</b> <a href="#">100SG3037</a> |
|---|--------------------|--------------------------------------|



## SQUEEGEE

|                                      |                    |                                      |
|--------------------------------------|--------------------|--------------------------------------|
| Blade, squeegee inner - narrow aisle | <b>Model:</b> 7700 | <b>REF</b> <a href="#">100SG3058</a> |
| Blade, squeegee inner - wide aisle   | <b>Model:</b> 7700 | <b>REF</b> <a href="#">100SG3060</a> |
| Blade, squeegee outer - gum rubber   | <b>Model:</b> 7700 | <b>REF</b> <a href="#">100SG3057</a> |
| Blade, squeegee rear - rubber        | <b>Model:</b> 7700 | <b>REF</b> <a href="#">100SG3059</a> |



## SWEEPER/BRUSH

|  |                    |                                      |
|--|--------------------|--------------------------------------|
| Scrubber brush, main - 17" or 431,80 mm; iron wire                                 | <b>Model:</b> 7700 | <b>REF</b> <a href="#">100SG3043</a> |
| Scrubber brush, main - 17" or 431,80 mm; medium nylon 0.030"; 7 SR                 | <b>Model:</b> 7700 | <b>REF</b> <a href="#">100SG3041</a> |
| Scrubber brush, main - 17" or 431,80 mm; nylon impregnated with 46 grit 0.070"     | <b>Model:</b> 7700 | <b>REF</b> <a href="#">100SG3044</a> |
| Scrubber brush, main - 17" or 431,80 mm; soft nylon 0.012"                         | <b>Model:</b> 7700 | <b>REF</b> <a href="#">100SG3047</a> |
| Scrubber brush, main - 17" or 431,80 mm; stiff polypropylene 0.040"                | <b>Model:</b> 7700 | <b>REF</b> <a href="#">100SG3042</a> |
| Sweeper brush, curb - 11" or 279,40 mm; iron wire; 2 SR                            | <b>Model:</b> 7700 | <b>REF</b> <a href="#">100SG3074</a> |
| Sweeper brush, curb - 11" or 279,40 mm; nylon; 2 SR                                | <b>Model:</b> 7700 | <b>REF</b> <a href="#">100SG3336</a> |
| Sweeper brush, curb - 11" or 279,40 mm; polypropylene; 2 SR                        | <b>Model:</b> 7700 | <b>REF</b> <a href="#">100SG3072</a> |
| Sweeper brush, main - 50" or 1270,00 mm; heavy-duty natural fiber-iron wire; 24 SR | <b>Model:</b> 7700 | <b>REF</b> <a href="#">100SG3340</a> |
| Sweeper brush, main - 50" or 1270,00 mm; heavy-duty nylon; 24 SR                   | <b>Model:</b> 7700 | <b>REF</b> <a href="#">100SG3339</a> |
| Sweeper brush, main - 50" or 1270,00 mm; natural fiber-iron wire; 8 DR             | <b>Model:</b> 7700 | <b>REF</b> <a href="#">100SG3510</a> |
| Sweeper brush, main - 50" or 1270,00 mm; nylon; 8 DR                               | <b>Model:</b> 7700 | <b>REF</b> <a href="#">100SG3338</a> |
| Sweeper brush, main - 50" or 1270,00 mm; polypropylene; 8 DR                       | <b>Model:</b> 7700 | <b>REF</b> <a href="#">100SG3341</a> |
| Sweeper brush, main - 50" or 1270,00 mm; proex; 8 DR                               | <b>Model:</b> 7700 | <b>REF</b> <a href="#">100SG3073</a> |
| Sweeper brush, main - 50" or 1270,00 mm; proex-iron wire; 8 DR                     | <b>Model:</b> 7700 | <b>REF</b> <a href="#">100SG3337</a> |

used for: **AMERICAN LINCOLN** series: **7760**



## FILTER

|   |                    |                               |
|---|--------------------|-------------------------------|
| Filter element, air filter - flame retardant; used for: Ford VSG-411/Ford VSG-413; fuel type: gasoline/LPG  | <b>Model:</b> 7760 | REF <a href="#">100SG3083</a> |
| Filter element, air filter - used for: Ford LRG 425; fuel type: gasoline/LPG                                | <b>Model:</b> 7760 | REF <a href="#">100SG3353</a> |
| Filter element, fuel filter - height: 79,00 mm; used for: Mitsubishi S4Q2/Perkins 104.19; fuel type: diesel | <b>Model:</b> 7760 | REF <a href="#">100SG3270</a> |
| Filter element, fuel filter - used for: Ford LRG 425 EFI; fuel type: gasoline/LPG                           | <b>Model:</b> 7760 | REF <a href="#">100SG3354</a> |
| Filter element, fuel filter - used for: Mitsubishi S4Q2/Perkins 104.19; fuel type: diesel                   | <b>Model:</b> 7760 | REF <a href="#">100SG3286</a> |
| Filter element, hydraulic filter  | <b>Model:</b> 7760 | REF <a href="#">100SG3050</a> |
| Filter element, solution intake filter  | <b>Model:</b> 7760 | REF <a href="#">100SG3281</a> |



## HOSE

|   |                    |                               |
|---|--------------------|-------------------------------|
| Hose, drain - length: 1100,00 mm          | <b>Model:</b> 7760 | REF <a href="#">100SG3290</a> |
| Hose, drain - length: 56,5" or 1435,00 mm | <b>Model:</b> 7760 | REF <a href="#">100SG3291</a> |
| Hose, vacuum                              | <b>Model:</b> 7760 | REF <a href="#">100SG3289</a> |
| Hose, vacuum - squeegee                   | <b>Model:</b> 7760 | REF <a href="#">100SG3293</a> |
| Hose, vacuum - swing squeegee             | <b>Model:</b> 7760 | REF <a href="#">100SG3292</a> |
| Hose, vacuum - wand                       | <b>Model:</b> 7760 | REF <a href="#">100SG3288</a> |



## MOTOR

|   |                    |                               |
|---|--------------------|-------------------------------|
| Motor, curb broom; hydraulic                      | <b>Model:</b> 7760 | REF <a href="#">100SG3360</a> |
| Motor, main broom - hydraulic; driver; main brush | <b>Model:</b> 7760 | REF <a href="#">100SG3037</a> |
| Motor, scrub brush - M+S hydraulic                | <b>Model:</b> 7760 | REF <a href="#">100SG3031</a> |
| Motor, shaker - 12 VDC; 6 A; 1600 RPM             | <b>Model:</b> 7760 | REF <a href="#">100SG3356</a> |

## SQUEEGEE

|  |                    |                               |
|--|--------------------|-------------------------------|
| Blade, squeegee rear - rubber; inlet                         | <b>Model:</b> 7760 | REF <a href="#">100SG3317</a> |
| Blade, squeegee rear - 53" or 1346,20 mm deck; rubber; outer | <b>Model:</b> 7760 | REF <a href="#">100SG3316</a> |
| Blade, squeegee side - rubber                                | <b>Model:</b> 7760 | REF <a href="#">100SG3318</a> |



## SWEEPER/BRUSH

|  |                    |                               |
|--|--------------------|-------------------------------|
| Scrubber brush, main - 18" or 457,20 mm; iron wire                                 | <b>Model:</b> 7760 | REF <a href="#">100SG3276</a> |
| Scrubber brush, main - 18" or 457,20 mm; nylon; .028                               | <b>Model:</b> 7760 | REF <a href="#">100SG3278</a> |
| Scrubber brush, main - 18" or 457,20 mm; nylon; .028; 7 SR; black                  | <b>Model:</b> 7760 | REF <a href="#">100SG3274</a> |
| Scrubber brush, main - 18" or 457,20 mm; polypropylene; .035/180 grit; 8 SR        | <b>Model:</b> 7760 | REF <a href="#">100SG3275</a> |
| Scrubber brush, main - 18" or 457,20 mm; Tynex; .035/180 grit; 7 SR                | <b>Model:</b> 7760 | REF <a href="#">100SG3279</a> |
| Scrubber brush, main - 18" or 457,20 mm; Tynex; .070/46 grit; 8 SR                 | <b>Model:</b> 7760 | REF <a href="#">100SG3277</a> |
| Sweeper brush, curb - 11" or 279,40 mm; nylon; 2 SR                                | <b>Model:</b> 7760 | REF <a href="#">100SG3336</a> |
| Sweeper brush, curb - 11" or 279,40 mm; polypropylene; 2 SR                        | <b>Model:</b> 7760 | REF <a href="#">100SG3332</a> |
| Sweeper brush, main - 50" or 1270,00 mm; heavy-duty natural fiber-iron wire; 24 SR | <b>Model:</b> 7760 | REF <a href="#">100SG3340</a> |
| Sweeper brush, main - 50" or 1270,00 mm; heavy-duty nylon; 24 SR                   | <b>Model:</b> 7760 | REF <a href="#">100SG3339</a> |
| Sweeper brush, main - 50" or 1270,00 mm; natural fiber-iron wire; 8 DR             | <b>Model:</b> 7760 | REF <a href="#">100SG3510</a> |
| Sweeper brush, main - 50" or 1270,00 mm; nylon; 8 DR                               | <b>Model:</b> 7760 | REF <a href="#">100SG3338</a> |
| Sweeper brush, main - 50" or 1270,00 mm; polypropylene; 8 DR                       | <b>Model:</b> 7760 | REF <a href="#">100SG3341</a> |
| Sweeper brush, main - 50" or 1270,00 mm; proex; 8 DR                               | <b>Model:</b> 7760 | REF <a href="#">100SG3073</a> |
| Sweeper brush, main - 50" or 1270,00 mm; proex-iron wire; 8 DR                     | <b>Model:</b> 7760 | REF <a href="#">100SG3337</a> |



## VACUUM MOTOR

|                           |                    |                               |
|---------------------------|--------------------|-------------------------------|
| Motor, vacuum - hydraulic | <b>Model:</b> 7760 | REF <a href="#">100SG3035</a> |
|---------------------------|--------------------|-------------------------------|

used for: **AMERICAN LINCOLN** series: **7760**

used for: AMERICAN LINCOLN series: 7765



## FILTER

|   |                    |                                      |
|---|--------------------|--------------------------------------|
| Filter assembly, fuel                               | <b>Model:</b> 7765 | <b>REF</b> <a href="#">100SG1713</a> |
| Filter element, hydraulic filter                    | <b>Model:</b> 7765 | <b>REF</b> <a href="#">100SG3050</a> |
| Filter element, air filter                          | <b>Model:</b> 7765 | <b>REF</b> <a href="#">100SG1714</a> |
| Filter element, dust filter - panel type            | <b>Model:</b> 7765 | <b>REF</b> <a href="#">100SG3051</a> |
| Filter element, dust filter - panel type; synthetic | <b>Model:</b> 7765 | <b>REF</b> <a href="#">100SG3052</a> |



## HOSE

|              |                    |                                      |
|--------------|--------------------|--------------------------------------|
| Hose, vacuum | <b>Model:</b> 7765 | <b>REF</b> <a href="#">100SG3030</a> |
|--------------|--------------------|--------------------------------------|



## MOTOR

|   |                    |                                      |
|---|--------------------|--------------------------------------|
| Motor, main broom - hydraulic; driver; main brush | <b>Model:</b> 7765 | <b>REF</b> <a href="#">100SG3037</a> |
| Motor, scrub brush - M+S hydraulic                | <b>Model:</b> 7765 | <b>REF</b> <a href="#">100SG3031</a> |



## SWEEPER/BRUSH

|  |                    |                                      |
|--|--------------------|--------------------------------------|
| Sweeper brush, curb - 11" or 279,40 mm; nylon; 2 SR                                | <b>Model:</b> 7765 | <b>REF</b> <a href="#">100SG3336</a> |
| Sweeper brush, curb - 11" or 279,40 mm; polypropylene; 2 SR                        | <b>Model:</b> 7765 | <b>REF</b> <a href="#">100SG3332</a> |
| Sweeper brush, main - 50" or 1270,00 mm; heavy-duty natural fiber-iron wire; 24 SR | <b>Model:</b> 7765 | <b>REF</b> <a href="#">100SG3340</a> |
| Sweeper brush, main - 50" or 1270,00 mm; heavy-duty nylon; 24 SR                   | <b>Model:</b> 7765 | <b>REF</b> <a href="#">100SG3339</a> |
| Sweeper brush, main - 50" or 1270,00 mm; natural fiber-iron wire; 8 DR             | <b>Model:</b> 7765 | <b>REF</b> <a href="#">100SG3510</a> |
| Sweeper brush, main - 50" or 1270,00 mm; nylon; 8 DR                               | <b>Model:</b> 7765 | <b>REF</b> <a href="#">100SG3338</a> |
| Sweeper brush, main - 50" or 1270,00 mm; polypropylene; 8 DR                       | <b>Model:</b> 7765 | <b>REF</b> <a href="#">100SG3341</a> |
| Sweeper brush, main - 50" or 1270,00 mm; proex; 8 DR                               | <b>Model:</b> 7765 | <b>REF</b> <a href="#">100SG3073</a> |
| Sweeper brush, main - 50" or 1270,00 mm; proex-iron wire; 8 DR                     | <b>Model:</b> 7765 | <b>REF</b> <a href="#">100SG3337</a> |



## VACUUM MOTOR

|  |                    |                                      |
|--|--------------------|--------------------------------------|
| Motor, vacuum - fan; hydraulic; sweeping | <b>Model:</b> 7765 | <b>REF</b> <a href="#">100SG3038</a> |
| Motor, vacuum - hydraulic                | <b>Model:</b> 7765 | <b>REF</b> <a href="#">100SG3035</a> |



used for: **AMERICAN LINCOLN** series: **114RS**



## FILTER

|   |                     |                                      |
|---|---------------------|--------------------------------------|
| Filter element, dust filter – polypropylene; optional; panel type | <b>Model:</b> 114RS | <b>REF</b> <a href="#">100SG3082</a> |
| Filter element, dust filter – standard, panel type                | <b>Model:</b> 114RS | <b>REF</b> <a href="#">100SG3081</a> |



## MOTOR

|  |                     |                                      |
|--|---------------------|--------------------------------------|
| Motor, curb broom - 36 VDC; 1,7 A; 91 RPM    | <b>Model:</b> 114RS | <b>REF</b> <a href="#">100SG3361</a> |
| Motor, main broom - 36 VDC; 1/2 HP; 1200 RPM | <b>Model:</b> 114RS | <b>REF</b> <a href="#">100SG3327</a> |
| Motor, shaker - 36 VDC                       | <b>Model:</b> 114RS | <b>REF</b> <a href="#">100SG3357</a> |



## SWEEPER/BRUSH

|   |                     |                                      |
|---|---------------------|--------------------------------------|
| Sweeper brush, curb - 8" or 203,20 mm; nylon; 2 SR                    | <b>Model:</b> 114RS | <b>REF</b> <a href="#">100SG3352</a> |
| Sweeper brush, curb - 8" or 203,20 mm; polypropylene; 2 SR; pre sweep | <b>Model:</b> 114RS | <b>REF</b> <a href="#">100SG3344</a> |
| Sweeper brush, main - 27" or 685,80 mm; high density nylon; 18 SR     | <b>Model:</b> 114RS | <b>REF</b> <a href="#">100SG3273</a> |
| Sweeper brush, main - 27" or 685,80 mm; nylon; 6 DR                   | <b>Model:</b> 114RS | <b>REF</b> <a href="#">100SG3350</a> |
| Sweeper brush, main - 27" or 685,80 mm; proex; 6 DR                   | <b>Model:</b> 114RS | <b>REF</b> <a href="#">100SG3272</a> |
| Sweeper brush, main - 27" or 685,80 mm; proex-iron wire               | <b>Model:</b> 114RS | <b>REF</b> <a href="#">100SG3351</a> |

used for: **AMERICAN LINCOLN** series: **114RS**

used for: **AMERICAN LINCOLN** series: **4366XP**



## FILTER

|  |                      |                                      |
|--|----------------------|--------------------------------------|
| Filter assembly, fuel  | <b>Model:</b> 4366XP | <b>REF</b> <a href="#">100SG1713</a> |
| Filter element, air filter - flame retardant; used for: Ford VSG-411/Ford VSG-413; fuel type: gasoline/LPG | <b>Model:</b> 4366XP | <b>REF</b> <a href="#">100SG3083</a> |
| Filter element, hydraulic filter   | <b>Model:</b> 4366XP | <b>REF</b> <a href="#">100SG3084</a> |



## MOTOR

|   |                      |                                      |
|---|----------------------|--------------------------------------|
| Motor, main broom - hydraulic; driver; main brush | <b>Model:</b> 4366XP | <b>REF</b> <a href="#">100SG3037</a> |
|---|----------------------|--------------------------------------|



## SWEEPER/BRUSH

|   |                      |                                      |
|---|----------------------|--------------------------------------|
| Sweeper brush, curb - 11" or 279,40 mm; iron wire; 2 SR                         | <b>Model:</b> 4366XP | <b>REF</b> <a href="#">100SG3036</a> |
| Sweeper brush, curb - 13" or 330,20 mm; nylon; 3 SR                             | <b>Model:</b> 4366XP | <b>REF</b> <a href="#">100SG3342</a> |
| Sweeper brush, curb - 13" or 330,20 mm; polypropylene; 2 SR                     | <b>Model:</b> 4366XP | <b>REF</b> <a href="#">100SG3343</a> |
| Sweeper brush, main - 50" or 1270 mm; heavy-duty natural fiber-iron wire; 24 SR | <b>Model:</b> 4366XP | <b>REF</b> <a href="#">100SG3079</a> |
| Sweeper brush, main - 50" or 1270,00 mm; nylon; 8 DR                            | <b>Model:</b> 4366XP | <b>REF</b> <a href="#">100SG3077</a> |
| Sweeper brush, main - 50" or 1270,00 mm; polypropylene; 8 DR                    | <b>Model:</b> 4366XP | <b>REF</b> <a href="#">100SG3078</a> |
| Sweeper brush, main - 50" or 1270,00 mm; proex-iron wire; 8 DR                  | <b>Model:</b> 4366XP | <b>REF</b> <a href="#">100SG3075</a> |
| Sweeper brush, main - polypropylene-iron wire; 8 DR                             | <b>Model:</b> 4366XP | <b>REF</b> <a href="#">100SG3080</a> |
| Sweeper brush, main - proex; 8 DR   | <b>Model:</b> 4366XP | <b>REF</b> <a href="#">100SG3076</a> |



used for: **AMERICAN LINCOLN** series: **7730-40 INCH DECK**



## FILTER

|   |                                 |                                      |
|---|---------------------------------|--------------------------------------|
| Filter assembly, hydraulic  | <b>Model:</b> 7730-40 INCH DECK | <b>REF</b> <a href="#">100SG3049</a> |
| Filter element, dust filter – standard, panel type                | <b>Model:</b> 7730-40 INCH DECK | <b>REF</b> <a href="#">100SG3081</a> |
| Filter element, dust filter – polypropylene; optional; panel type | <b>Model:</b> 7730-40 INCH DECK | <b>REF</b> <a href="#">100SG3082</a> |



## HOSE

|                                      |                                 |                                      |
|--------------------------------------|---------------------------------|--------------------------------------|
| Hose, squeegee - fuel type: electric | <b>Model:</b> 7730-40 INCH DECK | <b>REF</b> <a href="#">100SG3295</a> |
| Hose, squeegee - tank                | <b>Model:</b> 7730-40 INCH DECK | <b>REF</b> <a href="#">100SG3056</a> |
| Hose, vacuum - manifold drain; 43"   | <b>Model:</b> 7730-40 INCH DECK | <b>REF</b> <a href="#">100SG3055</a> |



## MOTOR

|                                   |                                 |                                      |
|-----------------------------------|---------------------------------|--------------------------------------|
| Motor, main broom - hydraulic     | <b>Model:</b> 7730-40 INCH DECK | <b>REF</b> <a href="#">100SG3040</a> |
| Motor, scrub brush - 36 VDC; 45 A | <b>Model:</b> 7730-40 INCH DECK | <b>REF</b> <a href="#">100SG3029</a> |



## SQUEEGEE

|  |                                 |                                      |
|--|---------------------------------|--------------------------------------|
| Blade, squeegee rear - 47" or 1193,80 mm; rubber; scrub deck; neoprene | <b>Model:</b> 7730-40 INCH DECK | <b>REF</b> <a href="#">100SG3062</a> |
| Blade, squeegee side, outer - 40" or 1016,00 mm deck; rubber; outer    | <b>Model:</b> 7730-40 INCH DECK | <b>REF</b> <a href="#">100SG3070</a> |
| Blade, squeegee rear - 46" or 1168,40 mm deck; rubber                  | <b>Model:</b> 7730-40 INCH DECK | <b>REF</b> <a href="#">100SG3319</a> |
| Blade, squeegee side - 40" or 1016,00 mm deck; rubber; inner           | <b>Model:</b> 7730-40 INCH DECK | <b>REF</b> <a href="#">100SG3069</a> |



## SWEEPER/BRUSH

|  |                                 |                                      |
|--|---------------------------------|--------------------------------------|
| Sweeper brush, curb - 8" or 203,20 mm; polypropylene; 2 SR; pre sweep      | <b>Model:</b> 7730-40 INCH DECK | <b>REF</b> <a href="#">100SG3344</a> |
| Sweeper brush, main - 36" or 914,40 mm; heavy-duty natural fiber-iron wire | <b>Model:</b> 7730-40 INCH DECK | <b>REF</b> <a href="#">100SG3048</a> |
| Sweeper brush, main - 36" or 914,40 mm; nylon; 6 DR                        | <b>Model:</b> 7730-40 INCH DECK | <b>REF</b> <a href="#">100SG3335</a> |
| Sweeper brush, main - 36" or 914,40 mm; proex; 6 DR                        | <b>Model:</b> 7730-40 INCH DECK | <b>REF</b> <a href="#">100SG3071</a> |
| Sweeper brush, main - 36" or 914,40 mm; proex-iron wire; 6 DR              | <b>Model:</b> 7730-40 INCH DECK | <b>REF</b> <a href="#">100SG3334</a> |



## VACUUM MOTOR

|   |                                 |                                      |
|---|---------------------------------|--------------------------------------|
| Motor, vacuum - 36 VDC; 19,5 A; fan; impeller; sweeping | <b>Model:</b> 7730-40 INCH DECK | <b>REF</b> <a href="#">100SG3039</a> |
| Motor, vacuum - fan                                     | <b>Model:</b> 7730-40 INCH DECK | <b>REF</b> <a href="#">100SG3032</a> |

used for: **AMERICAN LINCOLN** series: **7730-40 INCH DECK**

used for: AMERICAN LINCOLN series: 7730-46 INCH DECK



## FILTER

|   |                                 |                                      |
|---|---------------------------------|--------------------------------------|
| Filter assembly, hydraulic  | <b>Model:</b> 7730-46 INCH DECK | <b>REF</b> <a href="#">100SG3049</a> |
| Filter element, dust filter – standard, panel type                | <b>Model:</b> 7730-46 INCH DECK | <b>REF</b> <a href="#">100SG3081</a> |
| Filter element, dust filter – polypropylene; optional; panel type | <b>Model:</b> 7730-46 INCH DECK | <b>REF</b> <a href="#">100SG3082</a> |



## HOSE

|                                      |                                 |                                      |
|--------------------------------------|---------------------------------|--------------------------------------|
| Hose, squeegee - fuel type: electric | <b>Model:</b> 7730-46 INCH DECK | <b>REF</b> <a href="#">100SG3295</a> |
| Hose, squeegee - tank                | <b>Model:</b> 7730-46 INCH DECK | <b>REF</b> <a href="#">100SG3056</a> |
| Hose, vacuum - manifold drain; 43"   | <b>Model:</b> 7730-46 INCH DECK | <b>REF</b> <a href="#">100SG3055</a> |



## MOTOR

|                                   |                                 |                                      |
|-----------------------------------|---------------------------------|--------------------------------------|
| Motor, main broom - hydraulic     | <b>Model:</b> 7730-46 INCH DECK | <b>REF</b> <a href="#">100SG3040</a> |
| Motor, scrub brush - 36 VDC; 45 A | <b>Model:</b> 7730-46 INCH DECK | <b>REF</b> <a href="#">100SG3029</a> |



## SQUEEGEE

|  |                                 |                                      |
|--|---------------------------------|--------------------------------------|
| Blade, squeegee rear - 47" or 1193,80 mm; rubber; scrub deck; neoprene | <b>Model:</b> 7730-46 INCH DECK | <b>REF</b> <a href="#">100SG3062</a> |
| Blade, squeegee rear - 46" or 1168,40 mm deck; rubber                  | <b>Model:</b> 7730-46 INCH DECK | <b>REF</b> <a href="#">100SG3319</a> |



## SWEEPER/BRUSH

|  |                                 |                                      |
|--|---------------------------------|--------------------------------------|
| Sweeper brush, curb - 8" or 203,20 mm; polypropylene; 2 SR; pre sweep      | <b>Model:</b> 7730-46 INCH DECK | <b>REF</b> <a href="#">100SG3344</a> |
| Sweeper brush, main - 36" or 914,40 mm; heavy-duty natural fiber-iron wire | <b>Model:</b> 7730-46 INCH DECK | <b>REF</b> <a href="#">100SG3048</a> |
| Sweeper brush, main - 36" or 914,40 mm; nylon; 6 DR                        | <b>Model:</b> 7730-46 INCH DECK | <b>REF</b> <a href="#">100SG3335</a> |
| Sweeper brush, main - 36" or 914,40 mm; proex; 6 DR                        | <b>Model:</b> 7730-46 INCH DECK | <b>REF</b> <a href="#">100SG3071</a> |
| Sweeper brush, main - 36" or 914,40 mm; proex-iron wire; 6 DR              | <b>Model:</b> 7730-46 INCH DECK | <b>REF</b> <a href="#">100SG3334</a> |



## VACUUM MOTOR

|   |                                 |                                      |
|---|---------------------------------|--------------------------------------|
| Motor, vacuum - 36 VDC; 19,5 A; fan; impeller; sweeping | <b>Model:</b> 7730-46 INCH DECK | <b>REF</b> <a href="#">100SG3039</a> |
| Motor, vacuum - fan                                     | <b>Model:</b> 7730-46 INCH DECK | <b>REF</b> <a href="#">100SG3032</a> |

used for: **AMERICAN LINCOLN** series: **ENCORE R**



## HOSE

|              |                        |                                      |
|--------------|------------------------|--------------------------------------|
| Hose, vacuum | <b>Model:</b> ENCORE R | <b>REF</b> <a href="#">100SG3054</a> |
|--------------|------------------------|--------------------------------------|



## MOTOR

|   |                        |                                      |
|---|------------------------|--------------------------------------|
| Motor, scrub brush - 36 VDC; 45 A; 5000 RPM; 34"/863,60 mm and 38"/965,20 mm scrub deck | <b>Model:</b> ENCORE R | <b>REF</b> <a href="#">100SG3034</a> |
|---|------------------------|--------------------------------------|



## SQUEEGEE

|  |                        |                                      |
|--|------------------------|--------------------------------------|
| Blade, squeegee front - 41" or 1041,40 mm; scrub deck            | <b>Model:</b> ENCORE R | <b>REF</b> <a href="#">100SG3068</a> |
| Blade, squeegee front - 47" or 1193,80 mm; rubber; scrub deck    | <b>Model:</b> ENCORE R | <b>REF</b> <a href="#">100SG3063</a> |
| Blade, squeegee side - 34" or 863,60 mm; LH; inner               | <b>Model:</b> ENCORE R | <b>REF</b> <a href="#">100SG3065</a> |
| Blade, squeegee inner - RH; rubber; inner; scrub deck            | <b>Model:</b> ENCORE R | <b>REF</b> <a href="#">100SG3064</a> |
| Blade, squeegee outer - 28" or 711,20 mm; rubber; LH; scrub deck | <b>Model:</b> ENCORE R | <b>REF</b> <a href="#">100SG3066</a> |
| Blade, squeegee outer - RH; rubber; scrub deck                   | <b>Model:</b> ENCORE R | <b>REF</b> <a href="#">100SG3067</a> |
| Blade, squeegee rear - 47" or 1193,80 mm; rubber; scrub deck     | <b>Model:</b> ENCORE R | <b>REF</b> <a href="#">100SG3061</a> |



## SWEEPER/BRUSH

|   |                        |                                      |
|---|------------------------|--------------------------------------|
| Sweeper brush, curb - 6" or 152,40 mm; polypropylene; 2 SR; pre-sweep         | <b>Model:</b> ENCORE R | <b>REF</b> <a href="#">100SG3046</a> |
| Sweeper brush, main - 28" or 711,20 mm; polypropylene; 6 SR; pre-sweep option | <b>Model:</b> ENCORE R | <b>REF</b> <a href="#">100SG3045</a> |



## VACUUM MOTOR

|                                    |                        |                                      |
|------------------------------------|------------------------|--------------------------------------|
| Motor, vacuum - 36 VDC; 550 W; fan | <b>Model:</b> ENCORE R | <b>REF</b> <a href="#">100SG3033</a> |
|------------------------------------|------------------------|--------------------------------------|

used for: **AMERICAN LINCOLN** series: **MPV60**



## FILTER

|   |                     |                               |
|---|---------------------|-------------------------------|
| Filter element, air filter - flame retardant; used for: Ford VSG-411/Ford VSG-413; fuel type: gasoline/LPG  | <b>Model:</b> MPV60 | REF <a href="#">100SG3083</a> |
| Filter element, fuel filter - used for: Ford 416 EFI; fuel type: gasoline/LPG                               | <b>Model:</b> MPV60 | REF <a href="#">100SG3285</a> |
| Filter element, fuel filter - used for: Ford 416 EFI; fuel type: LPG  | <b>Model:</b> MPV60 | REF <a href="#">100SG3355</a> |
| Filter element, fuel filter - used for: Ford LRG 425 EFI; fuel type: gasoline/LPG                           | <b>Model:</b> MPV60 | REF <a href="#">100SG3354</a> |
| Filter element, fuel filter - used for: Ford VSG-413; fuel type: LPG  | <b>Model:</b> MPV60 | REF <a href="#">100SG3315</a> |
| Filter element, fuel filter - used for: Mitsubishi 104.19/Mitsubishi S4L2; fuel type: diesel                | <b>Model:</b> MPV60 | REF <a href="#">100SG3287</a> |
| Filter element, fuel filter - height: 79,00 mm; used for: Mitsubishi S4Q2/Perkins 104.19; fuel type: diesel | <b>Model:</b> MPV60 | REF <a href="#">100SG3270</a> |
| Filter element, hydraulic filter  | <b>Model:</b> MPV60 | REF <a href="#">100SG3084</a> |



## MOTOR

|   |                     |                               |
|---|---------------------|-------------------------------|
| Motor, curb broom; hydraulic                      | <b>Model:</b> MPV60 | REF <a href="#">100SG3359</a> |
| Motor, main broom - hydraulic; driver; main brush | <b>Model:</b> MPV60 | REF <a href="#">100SG3037</a> |
| Motor, shaker - 12 VDC; 6 A; 1600 RPM             | <b>Model:</b> MPV60 | REF <a href="#">100SG3356</a> |



## SWEEPER/BRUSH

|  |                     |                               |
|--|---------------------|-------------------------------|
| Sweeper brush, curb - 11" or 279,40 mm; iron wire; 2 SR              | <b>Model:</b> MPV60 | REF <a href="#">100SG3036</a> |
| Sweeper brush, curb - 13" or 330,20 mm; nylon; 3 SR                  | <b>Model:</b> MPV60 | REF <a href="#">100SG3342</a> |
| Sweeper brush, curb - 13" or 330,20 mm; polypropylene; 2 SR          | <b>Model:</b> MPV60 | REF <a href="#">100SG3343</a> |
| Sweeper brush, main - 45" or 1143,00 mm; nylon; 24 SR                | <b>Model:</b> MPV60 | REF <a href="#">100SG3348</a> |
| Sweeper brush, main - 45" or 1143,00 mm; nylon; 8 DR                 | <b>Model:</b> MPV60 | REF <a href="#">100SG3347</a> |
| Sweeper brush, main - 45" or 1143,00 mm; proex-iron wire; 8 DR       | <b>Model:</b> MPV60 | REF <a href="#">100SG3345</a> |
| Sweeper brush, main - 45" or 1143,00 mm; stiff proex-iron wire; 8 DR | <b>Model:</b> MPV60 | REF <a href="#">100SG3346</a> |
| Sweeper brush, main - 45" or 1143,00 mm; Union-iron wire; 24 SR      | <b>Model:</b> MPV60 | REF <a href="#">100SG3349</a> |

used for: **AMERICAN LINCOLN** series: **SC7740**



## FILTER

|                                  |                      |                               |
|----------------------------------|----------------------|-------------------------------|
| Filter element, fuel filter      | <b>Model:</b> SC7740 | REF <a href="#">100SG3284</a> |
| Filter element, hydraulic filter | <b>Model:</b> SC7740 | REF <a href="#">100SG3282</a> |
| Filter, solution inline          | <b>Model:</b> SC7740 | REF <a href="#">100SG3283</a> |



## HOSE

|                                   |                      |                               |
|-----------------------------------|----------------------|-------------------------------|
| Hose, drain                       | <b>Model:</b> SC7740 | REF <a href="#">100SG3296</a> |
| Hose, solution - drain            | <b>Model:</b> SC7740 | REF <a href="#">100SG3297</a> |
| Hose, vacuum - squeegee           | <b>Model:</b> SC7740 | REF <a href="#">100SG3299</a> |
| Hose, vacuum - wand               | <b>Model:</b> SC7740 | REF <a href="#">100SG3271</a> |
| Hose, vacuum - vacuum to squeegee | <b>Model:</b> SC7740 | REF <a href="#">100SG3298</a> |



## MOTOR

|                                       |                      |                               |
|---------------------------------------|----------------------|-------------------------------|
| Motor, curb broom - hydraulic         | <b>Model:</b> SC7740 | REF <a href="#">100SG3328</a> |
| Motor, main broom - hydraulic         | <b>Model:</b> SC7740 | REF <a href="#">100SG3330</a> |
| Elektromotor, scrub brush             | <b>Model:</b> SC7740 | REF <a href="#">100SG3331</a> |
| Motor, shaker - 12 VDC; 6 A; 1600 RPM | <b>Model:</b> SC7740 | REF <a href="#">100SG3356</a> |



## SQUEEGEE

|  |                      |                               |
|--|----------------------|-------------------------------|
| Blade, squeegee rear - 47" or 1193,80 mm; rubber; scrub deck; neoprene | <b>Model:</b> SC7740 | REF <a href="#">100SG3062</a> |
| Blade, squeegee rear - 46" or 1168,40 mm deck; rubber                  | <b>Model:</b> SC7740 | REF <a href="#">100SG3319</a> |
| Blade, squeegee side - 40" or 1016,00 mm deck; rubber; inner           | <b>Model:</b> SC7740 | REF <a href="#">100SG3069</a> |
| Blade, squeegee side, outer - 40" or 1016,00 mm deck; rubber; outer    | <b>Model:</b> SC7740 | REF <a href="#">100SG3070</a> |
| Blade, squeegee side - 46" or 1168,40 mm deck; rubber; inner           | <b>Model:</b> SC7740 | REF <a href="#">100SG3325</a> |
| Blade, squeegee side - 46" or 1168,40 mm deck; rubber; outer           | <b>Model:</b> SC7740 | REF <a href="#">100SG3326</a> |



## SWEEPER/BRUSH

|  |                      |                               |
|--|----------------------|-------------------------------|
| Scrubber brush, main - 16" or 406,40 mm; .035/180str grit; 46" or 1168,40 mm deck                | <b>Model:</b> SC7740 | REF <a href="#">100SG3280</a> |
| Scrubber brush, main - 16" or 406,40 mm; nylon; .028; 7 SR; 46" or 1168,40 mm deck               | <b>Model:</b> SC7740 | REF <a href="#">100SG3303</a> |
| Scrubber brush, main - 16" or 406,40 mm; polypropylene; .028; 46" or 1168,40 mm deck             | <b>Model:</b> SC7740 | REF <a href="#">100SG3304</a> |
| Scrubber brush, main - 16" or 406,40 mm; Tynex; .035/180 grit; 7 SR; 46" or 1168,40 mm deck      | <b>Model:</b> SC7740 | REF <a href="#">100SG3310</a> |
| Scrubber brush, main - 16" or 406,40 mm; Tynex; .070/46 grit; 7 SR; 46" or 1168,40 mm deck       | <b>Model:</b> SC7740 | REF <a href="#">100SG3305</a> |
| Scrubber brush, main - 20" or 508,00 mm; .070/46 grit; 40" or 1014,00 mm deck                    | <b>Model:</b> SC7740 | REF <a href="#">100SG3313</a> |
| Scrubber brush, main - 20" or 508,00 mm; nylon/clear grit; .035/180 grit; 40" or 1014,00 mm deck | <b>Model:</b> SC7740 | REF <a href="#">100SG3314</a> |
| Scrubber brush, main - 20" or 508,00 mm; nylon; .028; 9 SR; 40" or 1014,00 mm deck               | <b>Model:</b> SC7740 | REF <a href="#">100SG3311</a> |
| Scrubber brush, main - 20" or 508,00 mm; polypropylene; .028; 10sr; 40" or 1014,00 mm deck       | <b>Model:</b> SC7740 | REF <a href="#">100SG3312</a> |
| Sweeper brush, curb - 8" or 203,20 mm; polypropylene; 2 SR; pre sweep                            | <b>Model:</b> SC7740 | REF <a href="#">100SG3344</a> |
| Sweeper brush, main - 36" or 914,40 mm; heavy-duty natural fiber-iron wire                       | <b>Model:</b> SC7740 | REF <a href="#">100SG3048</a> |
| Sweeper brush, main - 36" or 914,40 mm; nylon; 6 DR  | <b>Model:</b> SC7740 | REF <a href="#">100SG3335</a> |
| Sweeper brush, main - 36" or 914,40 mm; proex; 6 DR  | <b>Model:</b> SC7740 | REF <a href="#">100SG3071</a> |
| Sweeper brush, main - 36" or 914,40 mm; proex-iron wire; 6 DR                                    | <b>Model:</b> SC7740 | REF <a href="#">100SG3334</a> |

used for: **AMERICAN LINCOLN** series: **SC7750**


## FILTER

|   |                      |                               |
|---|----------------------|-------------------------------|
| Filter element, fuel filter - used for: Ford 416 EFI; fuel type: gasoline/LPG                               | <b>Model:</b> SC7750 | REF <a href="#">100SG3285</a> |
| Filter element, fuel filter - used for: Ford LRG 425 EFI; fuel type: gasoline/LPG                           | <b>Model:</b> SC7750 | REF <a href="#">100SG3354</a> |
| Filter element, fuel filter - used for: Mitsubishi 104.19/Mitsubishi S4L2; fuel type: diesel                | <b>Model:</b> SC7750 | REF <a href="#">100SG3287</a> |
| Filter element, fuel filter - height: 79,00 mm; used for: Mitsubishi S4Q2/Perkins 104.19; fuel type: diesel | <b>Model:</b> SC7750 | REF <a href="#">100SG3270</a> |



## HOSE

|  |                      |                               |
|--|----------------------|-------------------------------|
| Hose, drain - length: 1100,00 mm               | <b>Model:</b> SC7750 | REF <a href="#">100SG3290</a> |
| Hose, squeegee - fuel type: electric           | <b>Model:</b> SC7750 | REF <a href="#">100SG3295</a> |
| Hose, vacuum                                   | <b>Model:</b> SC7750 | REF <a href="#">100SG3294</a> |
| Hose, vacuum - rear squeegee                   | <b>Model:</b> SC7750 | REF <a href="#">100SG3302</a> |
| Hose, vacuum - recovery; 86" long battery only | <b>Model:</b> SC7750 | REF <a href="#">100SG3300</a> |
| Hose, vacuum - recovery; length: 110"          | <b>Model:</b> SC7750 | REF <a href="#">100SG3301</a> |
| Hose, vacuum - wand                            | <b>Model:</b> SC7750 | REF <a href="#">100SG3271</a> |



## MOTOR

|   |                      |                               |
|---|----------------------|-------------------------------|
| Motor, main broom - hydraulic; driver; main brush                                       | <b>Model:</b> SC7750 | REF <a href="#">100SG3037</a> |
| Motor, scrub brush - 36 VDC; 45 A; 5000 RPM; 34"/863,60 mm and 38"/965,20 mm scrub deck | <b>Model:</b> SC7750 | REF <a href="#">100SG3034</a> |
| Motor, scrub brush - M+S hydraulic  | <b>Model:</b> SC7750 | REF <a href="#">100SG3031</a> |
| Motor, shaker - 12 VDC; 6 A; 1600 RPM   | <b>Model:</b> SC7750 | REF <a href="#">100SG3356</a> |



## SQUEEGEE

|  |                      |                               |
|--|----------------------|-------------------------------|
| Blade, squeegee rear - 47" or 1193,80 mm; rubber; scrub deck; neoprene | <b>Model:</b> SC7750 | REF <a href="#">100SG3062</a> |
| Blade, squeegee rear - 46" or 1168,40 mm deck; rubber                  | <b>Model:</b> SC7750 | REF <a href="#">100SG3319</a> |
| Blade, squeegee rear - 53" or 1346,20 mm deck; rubber; inner           | <b>Model:</b> SC7750 | REF <a href="#">100SG3324</a> |
| Blade, squeegee rear - 53" or 1346,20 mm deck; rubber; outer           | <b>Model:</b> SC7750 | REF <a href="#">100SG3316</a> |
| Blade, squeegee side - 46" or 1168,40 mm deck; rubber; inner           | <b>Model:</b> SC7750 | REF <a href="#">100SG3323</a> |
| Blade, squeegee side - 46" or 1168,40 mm deck; rubber; outer           | <b>Model:</b> SC7750 | REF <a href="#">100SG3320</a> |
| Blade, squeegee side - 53" or 1346,20 mm deck; rubber; inner           | <b>Model:</b> SC7750 | REF <a href="#">100SG3322</a> |
| Blade, squeegee side - 53" or 1346,20 mm deck; rubber; outer           | <b>Model:</b> SC7750 | REF <a href="#">100SG3321</a> |



## SWEEPER/BRUSH

|   |                      |                               |
|---|----------------------|-------------------------------|
| Scrubber brush, main - 16" or 406,40 mm; nylon; .028; 7 SR; 46" or 1168,40 mm deck          | <b>Model:</b> SC7750 | REF <a href="#">100SG3303</a> |
| Scrubber brush, main - 16" or 406,40 mm; polypropylene; .028; 46" or 1168,40 mm deck        | <b>Model:</b> SC7750 | REF <a href="#">100SG3304</a> |
| Scrubber brush, main - 16" or 406,40 mm; Tynex; .035/180 grit; 7 SR; 46" or 1168,40 mm deck | <b>Model:</b> SC7750 | REF <a href="#">100SG3310</a> |
| Scrubber brush, main - 16" or 406,40 mm; Tynex; .070/46 grit; 7 SR; 46" or 1168,40 mm deck  | <b>Model:</b> SC7750 | REF <a href="#">100SG3305</a> |
| Scrubber brush, main - 18" or 457,20 mm; .018/500 grit; 53" or 1346,20 mm deck              | <b>Model:</b> SC7750 | REF <a href="#">100SG3308</a> |
| Scrubber brush, main - 18" or 457,20 mm; nylon; .028; 53" or 1346,20 mm deck                | <b>Model:</b> SC7750 | REF <a href="#">100SG3306</a> |
| Scrubber brush, main - 18" or 457,20 mm; nylon; .035/180 grit; 8 SR; 53" or 1346,20 mm deck | <b>Model:</b> SC7750 | REF <a href="#">100SG3309</a> |
| Scrubber brush, main - 18" or 457,20 mm; polypropylene; .028; 8 SR; 53" or 1346,20 mm deck  | <b>Model:</b> SC7750 | REF <a href="#">100SG3307</a> |
| Sweeper brush, curb - 10" or 254,00 mm; polypropylene; 2 SR                                 | <b>Model:</b> SC7750 | REF <a href="#">100SG3333</a> |
| Sweeper brush, curb - 11" or 279,40 mm; iron wire; 2 SR                                     | <b>Model:</b> SC7750 | REF <a href="#">100SG3036</a> |
| Sweeper brush, curb - 13" or 330,20 mm; nylon; 3 SR   | <b>Model:</b> SC7750 | REF <a href="#">100SG3342</a> |
| Sweeper brush, curb - 13" or 330,20 mm; polypropylene; 2 SR                                 | <b>Model:</b> SC7750 | REF <a href="#">100SG3343</a> |



|   |                      |                               |
|---|----------------------|-------------------------------|
| Sweeper brush, curb - 8" or 203,20 mm; polypropylene; 2 SR; pre sweep | <b>Model:</b> SC7750 | REF <a href="#">100SG3344</a> |
| Sweeper brush, main - 45" or 1143,00 mm; nylon; 24 SR                 | <b>Model:</b> SC7750 | REF <a href="#">100SG3348</a> |
| Sweeper brush, main - 45" or 1143,00 mm; nylon; 8 DR                  | <b>Model:</b> SC7750 | REF <a href="#">100SG3347</a> |
| Sweeper brush, main - 45" or 1143,00 mm; proex-iron wire; 8 DR        | <b>Model:</b> SC7750 | REF <a href="#">100SG3345</a> |
| Sweeper brush, main - 45" or 1143,00 mm; stiff proex-iron wire; 8 DR  | <b>Model:</b> SC7750 | REF <a href="#">100SG3346</a> |
| Sweeper brush, main - 45" or 1143,00 mm; Union-iron wire; 24 SR       | <b>Model:</b> SC7750 | REF <a href="#">100SG3349</a> |



## VACUUM MOTOR

|                           |                      |                               |
|---------------------------|----------------------|-------------------------------|
| Motor, vacuum - 36 VDC    | <b>Model:</b> SC7750 | REF <a href="#">100SG3329</a> |
| Motor, vacuum - hydraulic | <b>Model:</b> SC7750 | REF <a href="#">100SG3358</a> |

used for: AMERICAN LINCOLN series: SC7750

used for: **AMERICAN LINCOLN** series: **SR5730**


## HOSE

|              |                      |                                      |
|--------------|----------------------|--------------------------------------|
| Hose, vacuum | <b>Model:</b> SR5730 | <b>REF</b> <a href="#">100SG3054</a> |
|--------------|----------------------|--------------------------------------|



## MOTOR

|   |                      |                                      |
|---|----------------------|--------------------------------------|
| Motor, scrub brush - 36 VDC; 45 A; 5000 RPM; 34"/863,60 mm and 38"/965,20 mm scrub deck | <b>Model:</b> SR5730 | <b>REF</b> <a href="#">100SG3034</a> |
|---|----------------------|--------------------------------------|

## SQUEEGEE

|   |                      |                                      |
|---|----------------------|--------------------------------------|
| Blade, squeegee rear - 34" or 863,60 mm; inner; ribbed                  | <b>Model:</b> SR5730 | <b>REF</b> <a href="#">100SG3908</a> |
| Blade, squeegee rear - 34" or 863,60 mm; outer; cylindrical             | <b>Model:</b> SR5730 | <b>REF</b> <a href="#">100SG3910</a> |
| Blade, squeegee rear - 38" or 965,20 mm; inner; ribbed; cylindrical     | <b>Model:</b> SR5730 | <b>REF</b> <a href="#">100SG3909</a> |
| Blade, squeegee rear - 38" or 965,20 mm; outer                          | <b>Model:</b> SR5730 | <b>REF</b> <a href="#">100SG3911</a> |
| Blade, squeegee side - 34" or 863,60 mm; cylindrical                    | <b>Model:</b> SR5730 | <b>REF</b> <a href="#">100SG3912</a> |
| Blade, squeegee side - 34" or 863,60 mm; LH; inner                      | <b>Model:</b> SR5730 | <b>REF</b> <a href="#">100SG3065</a> |
| Blade, squeegee outer - 28" or 711,20 mm; rubber; LH; scrub deck        | <b>Model:</b> SR5730 | <b>REF</b> <a href="#">100SG3066</a> |
| Blade, squeegee side - 34" or 863,60 mm; red gum; cylindrical; optional | <b>Model:</b> SR5730 | <b>REF</b> <a href="#">100SG3913</a> |
| Blade, squeegee inner - RH; rubber; inner; scrub deck                   | <b>Model:</b> SR5730 | <b>REF</b> <a href="#">100SG3064</a> |
| Blade, squeegee outer - RH; rubber; scrub deck                          | <b>Model:</b> SR5730 | <b>REF</b> <a href="#">100SG3067</a> |



## SWEEPER/BRUSH

|   |                      |                                      |
|---|----------------------|--------------------------------------|
| Sweeper brush, curb - 6" or 152,40 mm; polypropylene; 2 SR; pre-sweep         | <b>Model:</b> SR5730 | <b>REF</b> <a href="#">100SG3046</a> |
| Sweeper brush, main - 28" or 711,20 mm; polypropylene; 6 SR; pre-sweep option | <b>Model:</b> SR5730 | <b>REF</b> <a href="#">100SG3045</a> |



## VACUUM MOTOR

|                                    |                      |                                      |
|------------------------------------|----------------------|--------------------------------------|
| Motor, vacuum - 36 VDC; 550 W; fan | <b>Model:</b> SR5730 | <b>REF</b> <a href="#">100SG3033</a> |
|------------------------------------|----------------------|--------------------------------------|



USED FOR  
**COMAC**

used for: **COMAC** series: **C100B**



## FILTER

|  |                      |                                      |
|--|----------------------|--------------------------------------|
| Filter element, solution intake filter | <b>Model:</b> C100BS | <b>REF</b> <a href="#">100SG1775</a> |
|--|----------------------|--------------------------------------|



## HOSE

|                                   |                      |                                      |
|-----------------------------------|----------------------|--------------------------------------|
| Hose squeegee/vacuum - ed 12/2006 | <b>Model:</b> C100B  | <b>REF</b> <a href="#">100SG1721</a> |
| Hose, vacuum                      | <b>Model:</b> C100B  | <b>REF</b> <a href="#">100SG1784</a> |
| Hose, vacuum                      | <b>Model:</b> C100BS | <b>REF</b> <a href="#">100SG1788</a> |
| Hose, vacuum - ed 12/2006         | <b>Model:</b> C100B  | <b>REF</b> <a href="#">100SG1722</a> |



## MOTOR

|   |                      |                                      |
|---|----------------------|--------------------------------------|
| Motor, scrub brush - 36 VDC; 2000 W; ed 12/2006 | <b>Model:</b> C100B  | <b>REF</b> <a href="#">100SG1761</a> |
| Motor, scrub brush - 36 VDC; 59 A; 2000 RPM     | <b>Model:</b> C100BS | <b>REF</b> <a href="#">100SG1823</a> |
| Motor, scrub brush - 36 VDC; 70 A; 1800 RPM     | <b>Model:</b> C100B  | <b>REF</b> <a href="#">100SG1822</a> |

## SQUEEGEE

|   |                             |                                      |
|---|-----------------------------|--------------------------------------|
| Blade, squeegee front - rubber; ed 03/2002          | <b>Model:</b> C100B         | <b>REF</b> <a href="#">100SG1800</a> |
| Blade, squeegee front - rubber; ed 12/2001          | <b>Model:</b> C100BS        | <b>REF</b> <a href="#">100SG1801</a> |
| Blade, squeegee front - rubber; ed 12/2006          | <b>Model:</b> C100B         | <b>REF</b> <a href="#">100SG1719</a> |
| Blade, squeegee rear - rubber; 30 shore             | <b>Model:</b> C100B, C100BS | <b>REF</b> <a href="#">100SG1798</a> |
| Blade, squeegee rear - rubber; 33 shore; ed 12/2006 | <b>Model:</b> C100B         | <b>REF</b> <a href="#">100SG1750</a> |
| Blade, squeegee rear - rubber; 40 shore             | <b>Model:</b> C100B, C100BS | <b>REF</b> <a href="#">100SG1799</a> |
| Blade, squeegee rear - rubber; 40 shore; ed 12/2006 | <b>Model:</b> C100B         | <b>REF</b> <a href="#">100SG1751</a> |
| Blade, squeegee side                                | <b>Model:</b> C100B         | <b>REF</b> <a href="#">100SG1794</a> |



## SWEEPER/BRUSH

|   |                     |                                      |
|---|---------------------|--------------------------------------|
| Scrubber brush, main, (ED 12/2006) (Abrasive 1,5) | <b>Model:</b> C100B | <b>REF</b> <a href="#">101SG5979</a> |
| Scrubber brush, main, (ED 12/2006) (Accia 0,3)    | <b>Model:</b> C100B | <b>REF</b> <a href="#">101SG5980</a> |
| Scrubber brush, main, (ED 12/2006) (PPL-0,6)      | <b>Model:</b> C100B | <b>REF</b> <a href="#">101SG5981</a> |
| Scrubber brush, main, (ED 12/2006) (PPL-1)        | <b>Model:</b> C100B | <b>REF</b> <a href="#">101SG5982</a> |



## VACUUM MOTOR

|   |                      |                                      |
|---|----------------------|--------------------------------------|
| Motor, vacuum - 36 VDC; 550 W             | <b>Model:</b> C100BS | <b>REF</b> <a href="#">100SG1817</a> |
| Motor, vacuum - 36 VDC; 550 W; ed 12/2006 | <b>Model:</b> C100B  | <b>REF</b> <a href="#">100SG1720</a> |
| Motor, vacuum - 36 VDC; 650 W             | <b>Model:</b> C100B  | <b>REF</b> <a href="#">100SG1818</a> |
| Motor, vacuum - ed 12/2006                | <b>Model:</b> C100B  | <b>REF</b> <a href="#">100SG1715</a> |

used for: **COMAC** series: **C130B**



## FILTER

|  |                     |                                      |
|--|---------------------|--------------------------------------|
| Element, solution drain filter                     | <b>Model:</b> C130B | <b>REF</b> <a href="#">100SG1774</a> |
| Filter element, solution intake filter             | <b>Model:</b> C130B | <b>REF</b> <a href="#">100SG1772</a> |
| Filter element, solution intake filter - top cover | <b>Model:</b> C130B | <b>REF</b> <a href="#">100SG1770</a> |



## HOSE

|  |                     |                                      |
|--|---------------------|--------------------------------------|
| Hose, drain                                | <b>Model:</b> C130B | <b>REF</b> <a href="#">100SG1793</a> |
| Hose, squeegee/vacuum – length: 1050,00 mm | <b>Model:</b> C130B | <b>REF</b> <a href="#">100SG1785</a> |
| Hose, vacuum – 39,3 mm or 1000,00 mm       | <b>Model:</b> C130B | <b>REF</b> <a href="#">100SG1787</a> |
| Hose, vacuum – length: 13,78" or 350,00 mm | <b>Model:</b> C130B | <b>REF</b> <a href="#">100SG1790</a> |



## MOTOR

|                                   |                     |                                      |
|-----------------------------------|---------------------|--------------------------------------|
| Motor, main broom - 36 VDC; 750 W | <b>Model:</b> C130B | <b>REF</b> <a href="#">100SG1821</a> |
|-----------------------------------|---------------------|--------------------------------------|

## SQUEEGEE

|  |                     |                                      |
|--|---------------------|--------------------------------------|
| Blade kit, squeegee                          | <b>Model:</b> C130B | <b>REF</b> <a href="#">100SG1825</a> |
| Blade, squeegee front - rubber               | <b>Model:</b> C130B | <b>REF</b> <a href="#">100SG1805</a> |
| Blade, squeegee rear – rubber; 40 shore      | <b>Model:</b> C130B | <b>REF</b> <a href="#">100SG1806</a> |
| Blade, squeegee rear - rubber; 40 shore      | <b>Model:</b> C130B | <b>REF</b> <a href="#">100SG1807</a> |
| Blade, squeegee rear - rubber; oil-resistant | <b>Model:</b> C130B | <b>REF</b> <a href="#">100SG1808</a> |



## SWEEPER/BRUSH

|  |                     |                                      |
|--|---------------------|--------------------------------------|
| Pad assembly, main scrubber brush - 13" or 330,20 mm                       | <b>Model:</b> C130B | <b>REF</b> <a href="#">100SG1778</a> |
| Scrubber brush, main - 13" or 330,20 mm; polypropylene; 6 SR               | <b>Model:</b> C130B | <b>REF</b> <a href="#">100SG1779</a> |
| Scrubber brush, main - 13" or 330,20 mm; Tynex; 5 SR                       | <b>Model:</b> C130B | <b>REF</b> <a href="#">100SG1780</a> |
| Scrubber brush, main - 44" or 1117,60 mm; polypropylene; 8 SR; cylindrical | <b>Model:</b> C130B | <b>REF</b> <a href="#">100SG1781</a> |
| Scrubber brush, main - cylindrical   | <b>Model:</b> C130B | <b>REF</b> <a href="#">100SG3513</a> |



## VACUUM MOTOR

|                                |                     |                                      |
|--------------------------------|---------------------|--------------------------------------|
| Motor, vacuum - 36 VDC; 1300 W | <b>Model:</b> C130B | <b>REF</b> <a href="#">100SG1819</a> |
|--------------------------------|---------------------|--------------------------------------|

used for: COMAC series: C45E

used for: **COMAC** series: **C45E**



## HOSE

|              |                    |                                      |
|--------------|--------------------|--------------------------------------|
| Hose, drain  | <b>Model:</b> C45E | <b>REF</b> <a href="#">101SG3450</a> |
| Hose, vacuum | <b>Model:</b> C45E | <b>REF</b> <a href="#">100SG1786</a> |



## MOTOR

|                                     |                    |                                      |
|-------------------------------------|--------------------|--------------------------------------|
| Motor, scrub brush - 220 VAC; 50 Hz | <b>Model:</b> C45E | <b>REF</b> <a href="#">101SG3451</a> |
|-------------------------------------|--------------------|--------------------------------------|



## SQUEEGEE

|  |                    |                                      |
|--|--------------------|--------------------------------------|
| Blade, squeegee inner/rear - central; rubber; 33 shore | <b>Model:</b> C45E | <b>REF</b> <a href="#">100SG1811</a> |
| Blade, squeegee rear; rubber                           | <b>Model:</b> C45E | <b>REF</b> <a href="#">100SG1809</a> |
| Blade, squeegee front; rubber                          | <b>Model:</b> C45E | <b>REF</b> <a href="#">100SG1810</a> |
| Blade, squeegee inner/rear - central; rubber; 40 shore | <b>Model:</b> C45E | <b>REF</b> <a href="#">100SG1812</a> |
| Blade, squeegee central; oil-resistant                 | <b>Model:</b> C45E | <b>REF</b> <a href="#">100SG1813</a> |



## SWEEPER/BRUSH

|  |                    |                                      |
|--|--------------------|--------------------------------------|
| Scrubber brush, main - polypropylene 0.3 | <b>Model:</b> C45E | <b>REF</b> <a href="#">101SG6061</a> |
| Scrubber brush, main - polypropylene 0.6 | <b>Model:</b> C45E | <b>REF</b> <a href="#">101SG6062</a> |
| Scrubber brush, main - polypropylene 0.9 | <b>Model:</b> C45E | <b>REF</b> <a href="#">101SG6063</a> |
| Scrubber brush, main - abrasive          | <b>Model:</b> C45E | <b>REF</b> <a href="#">101SG6064</a> |



## VACUUM MOTOR

|                                |                    |                                      |
|--------------------------------|--------------------|--------------------------------------|
| Motor, vacuum - 230 VAC; 60 Hz | <b>Model:</b> C45E | <b>REF</b> <a href="#">101SG3606</a> |
|--------------------------------|--------------------|--------------------------------------|



used for: **COMAC** series: **C85B**



## FILTER

|  |                    |                                      |
|--|--------------------|--------------------------------------|
| Filter element, solution intake filter | <b>Model:</b> C85B | <b>REF</b> <a href="#">100SG1731</a> |
|--|--------------------|--------------------------------------|



## HOSE

|                                   |                    |                                      |
|-----------------------------------|--------------------|--------------------------------------|
| Hose, drain                       | <b>Model:</b> C85B | <b>REF</b> <a href="#">101SG3452</a> |
| Hose squeegee/vacuum - ed 12/2006 | <b>Model:</b> C85B | <b>REF</b> <a href="#">100SG1721</a> |



## MOTOR

|                                     |                    |                                      |
|-------------------------------------|--------------------|--------------------------------------|
| Motor, scrub brush - 36 VDC; 1400 W | <b>Model:</b> C85B | <b>REF</b> <a href="#">100SG1727</a> |
|-------------------------------------|--------------------|--------------------------------------|



## SQUEEGEE

|  |                    |                                      |
|--|--------------------|--------------------------------------|
| Blade, squeegee front - polyurethane         | <b>Model:</b> C85B | <b>REF</b> <a href="#">100SG1718</a> |
| Blade, squeegee rear - rubber; 33 shore      | <b>Model:</b> C85B | <b>REF</b> <a href="#">100SG1736</a> |
| Blade, squeegee rear - rubber; 40 shore      | <b>Model:</b> C85B | <b>REF</b> <a href="#">100SG1737</a> |
| Blade, squeegee rear - rubber; oil-resistant | <b>Model:</b> C85B | <b>REF</b> <a href="#">100SG1738</a> |



## SWEEPER/BRUSH

|  |                    |                                      |
|--|--------------------|--------------------------------------|
| Pad assembly, main scrubber brush - 16" or 406,40 mm         | <b>Model:</b> C85B | <b>REF</b> <a href="#">101SG3457</a> |
| Scrubber brush, main - 16" or 406,40 mm; nylon; 8 SR         | <b>Model:</b> C85B | <b>REF</b> <a href="#">101SG3455</a> |
| Scrubber brush, main - 16" or 406,40 mm; polypropylene; 8 SR | <b>Model:</b> C85B | <b>REF</b> <a href="#">101SG3454</a> |
| Scrubber brush, main - 16" or 406,40 mm; Tynex; 7 SR         | <b>Model:</b> C85B | <b>REF</b> <a href="#">101SG3456</a> |



## VACUUM MOTOR

|   |                    |                                      |
|---|--------------------|--------------------------------------|
| Motor, vacuum - 36 VDC; 550 W; ed 12/2006 | <b>Model:</b> C85B | <b>REF</b> <a href="#">100SG1720</a> |
|---|--------------------|--------------------------------------|

used for: **COMAC** series: **OMNIA 32**



## FILTER

|  |                        |                                      |
|--|------------------------|--------------------------------------|
| Filter element, solution intake filter - for inline filter | <b>Model:</b> OMNIA 32 | <b>REF</b> <a href="#">100SG1776</a> |
| Filter element, solution intake filter - top cover         | <b>Model:</b> OMNIA 32 | <b>REF</b> <a href="#">100SG1770</a> |



## HOSE

|              |                        |                                      |
|--------------|------------------------|--------------------------------------|
| Hose, drain  | <b>Model:</b> OMNIA 32 | <b>REF</b> <a href="#">101SG3458</a> |
| Hose, vacuum | <b>Model:</b> OMNIA 32 | <b>REF</b> <a href="#">100SG1789</a> |



## MOTOR

|                                     |                        |                                      |
|-------------------------------------|------------------------|--------------------------------------|
| Motor, scrub brush - 36 VDC; 1250 W | <b>Model:</b> OMNIA 32 | <b>REF</b> <a href="#">100SG1824</a> |
|-------------------------------------|------------------------|--------------------------------------|

## SQUEEGEE

|                                      |                        |                                      |
|--------------------------------------|------------------------|--------------------------------------|
| Blade, squeegee front                | <b>Model:</b> OMNIA 32 | <b>REF</b> <a href="#">100SG1795</a> |
| Blade, squeegee rear - 33 shore      | <b>Model:</b> OMNIA 32 | <b>REF</b> <a href="#">100SG1796</a> |
| Blade, squeegee rear - 40 shore      | <b>Model:</b> OMNIA 32 | <b>REF</b> <a href="#">100SG1777</a> |
| Blade, squeegee rear - oil-resistant | <b>Model:</b> OMNIA 32 | <b>REF</b> <a href="#">100SG1797</a> |



## SWEEPER/BRUSH

|  |                        |                                      |
|--|------------------------|--------------------------------------|
| Scrubber brush, main - 16" or 406,40 mm; polypropylene 0.3; 8 SR | <b>Model:</b> OMNIA 32 | <b>REF</b> <a href="#">101SG3459</a> |
| Scrubber brush, main - 16" or 406,40 mm; polypropylene 0.6; 8 SR | <b>Model:</b> OMNIA 32 | <b>REF</b> <a href="#">101SG3460</a> |
| Scrubber brush, main - 16" or 406,40 mm; polypropylene 0.9; 8 SR | <b>Model:</b> OMNIA 32 | <b>REF</b> <a href="#">101SG3461</a> |
| Scrubber brush, main - polypropylene 0.6                         | <b>Model:</b> OMNIA 32 | <b>REF</b> <a href="#">101SG3463</a> |
| Scrubber brush, main - Union                                     | <b>Model:</b> OMNIA 32 | <b>REF</b> <a href="#">101SG3464</a> |
| Scrubber brush, main - abrasive                                  | <b>Model:</b> OMNIA 32 | <b>REF</b> <a href="#">101SG3462</a> |



## VACUUM MOTOR

|                               |                        |                                      |
|-------------------------------|------------------------|--------------------------------------|
| Motor, vacuum - 36 VDC; 500 W | <b>Model:</b> OMNIA 32 | <b>REF</b> <a href="#">100SG1816</a> |
|-------------------------------|------------------------|--------------------------------------|

used for: **COMAC** series: **SIMPLA 45**



## FILTER

|   |                         |                                      |
|---|-------------------------|--------------------------------------|
| Filter element, solution intake filter - height: 39,50 mm | <b>Model:</b> SIMPLA 45 | <b>REF</b> <a href="#">100SG1773</a> |
| Filter element, solution intake filter - height: 66,50 mm | <b>Model:</b> SIMPLA 45 | <b>REF</b> <a href="#">100SG1771</a> |



## HOSE

|  |                         |                                      |
|--|-------------------------|--------------------------------------|
| Hose, vacuum - ø 38,00 mm; length: 41,33" or 1050 mm | <b>Model:</b> SIMPLA 45 | <b>REF</b> <a href="#">100SG1792</a> |
| Hose, vacuum - ø 38,00 mm; length: 980,00 mm         | <b>Model:</b> SIMPLA 45 | <b>REF</b> <a href="#">100SG1791</a> |



## MOTOR

|   |                         |                                      |
|---|-------------------------|--------------------------------------|
| Motor, scrub brush - 24 VDC; 30 A; 1400 RPM | <b>Model:</b> SIMPLA 45 | <b>REF</b> <a href="#">100SG1820</a> |
|---|-------------------------|--------------------------------------|

## SQUEEGEE

|  |                         |                                      |
|--|-------------------------|--------------------------------------|
| Blade, squeegee front                                  | <b>Model:</b> SIMPLA 45 | <b>REF</b> <a href="#">100SG1810</a> |
| Blade, squeegee rear                                   | <b>Model:</b> SIMPLA 45 | <b>REF</b> <a href="#">100SG1809</a> |
| Blade, squeegee rear - central; oil-resistant          | <b>Model:</b> SIMPLA 45 | <b>REF</b> <a href="#">100SG1813</a> |
| Blade, squeegee inner/rear - central; rubber; 33 shore | <b>Model:</b> SIMPLA 45 | <b>REF</b> <a href="#">100SG1811</a> |
| Blade, squeegee inner/rear - central; rubber; 40 shore | <b>Model:</b> SIMPLA 45 | <b>REF</b> <a href="#">100SG1812</a> |



## SWEEPER/BRUSH

|  |                         |                                      |
|--|-------------------------|--------------------------------------|
| Scrubber brush, main - 17" or 431,80 mm; abrasive; 8 SR          | <b>Model:</b> SIMPLA 45 | <b>REF</b> <a href="#">101SG3468</a> |
| Scrubber brush, main - 17" or 431,80 mm; polypropylene 0.4; 8 SR | <b>Model:</b> SIMPLA 45 | <b>REF</b> <a href="#">101SG3467</a> |
| Scrubber brush, main - 17" or 431,80 mm; polypropylene 0.6; 8 SR | <b>Model:</b> SIMPLA 45 | <b>REF</b> <a href="#">101SG3466</a> |
| Scrubber brush, main - 17" or 431,80 mm; polypropylene 0.8; 8 SR | <b>Model:</b> SIMPLA 45 | <b>REF</b> <a href="#">101SG3465</a> |
| Scrubber brush, main - front; cylindrical                        | <b>Model:</b> SIMPLA 45 | <b>REF</b> <a href="#">100SG1782</a> |
| Scrubber brush, main - rear; cylindrical                         | <b>Model:</b> SIMPLA 45 | <b>REF</b> <a href="#">100SG1783</a> |



## VACUUM MOTOR

|  |                         |                                      |
|--|-------------------------|--------------------------------------|
| Motor, vacuum - 24 VDC; 400 W          | <b>Model:</b> SIMPLA 45 | <b>REF</b> <a href="#">100SG1814</a> |
| Motor, vacuum - 24 VDC; 400 W; 2 stage | <b>Model:</b> SIMPLA 45 | <b>REF</b> <a href="#">100SG1815</a> |

used for: COMAC series: SIMPLA 50

used for: **COMAC** series: **SIMPLA 50**



## FILTER

|  |                         |                                      |
|--|-------------------------|--------------------------------------|
| Filter element, solution intake filter | <b>Model:</b> SIMPLA 50 | <b>REF</b> <a href="#">100SG1771</a> |
|--|-------------------------|--------------------------------------|



## HOSE

|  |                         |                                      |
|--|-------------------------|--------------------------------------|
| Hose, vacuum - Ø 38,00 mm; length: 980,00 mm | <b>Model:</b> SIMPLA 50 | <b>REF</b> <a href="#">100SG1791</a> |
|--|-------------------------|--------------------------------------|



## SQUEEGEE

|  |                         |                                      |
|--|-------------------------|--------------------------------------|
| Blade, squeegee front                            | <b>Model:</b> SIMPLA 50 | <b>REF</b> <a href="#">100SG3914</a> |
| Blade, squeegee rear - central; rubber; 33 shore | <b>Model:</b> SIMPLA 50 | <b>REF</b> <a href="#">100SG1803</a> |
| Blade, squeegee rear - central; rubber; 40 shore | <b>Model:</b> SIMPLA 50 | <b>REF</b> <a href="#">100SG1802</a> |
| Blade, squeegee rear - central; oil-resistant    | <b>Model:</b> SIMPLA 50 | <b>REF</b> <a href="#">100SG1804</a> |



## SWEEPER/BRUSH

|   |                         |                                      |
|---|-------------------------|--------------------------------------|
| Scrubber brush, main - front; cylindrical | <b>Model:</b> SIMPLA 50 | <b>REF</b> <a href="#">100SG1782</a> |
| Scrubber brush, main - rear; cylindrical  | <b>Model:</b> SIMPLA 50 | <b>REF</b> <a href="#">100SG1783</a> |



## VACUUM MOTOR

|  |                         |                                      |
|--|-------------------------|--------------------------------------|
| Motor, vacuum - 24 VDC; 400 W; 2 stage | <b>Model:</b> SIMPLA 50 | <b>REF</b> <a href="#">100SG1815</a> |
|--|-------------------------|--------------------------------------|

used for: **COMAC** series: **SIMPLA 50 BT**



## FILTER

|  |                            |                                      |
|--|----------------------------|--------------------------------------|
| Filter element, solution intake filter | <b>Model:</b> SIMPLA 50 BT | <b>REF</b> <a href="#">100SG1771</a> |
|--|----------------------------|--------------------------------------|



## HOSE

|  |                            |                                      |
|--|----------------------------|--------------------------------------|
| Hose, vacuum - Ø 38,00 mm; length: 980,00 mm | <b>Model:</b> SIMPLA 50 BT | <b>REF</b> <a href="#">100SG1791</a> |
|--|----------------------------|--------------------------------------|



## SQUEEGEE

|  |                            |                                      |
|--|----------------------------|--------------------------------------|
| Blade, squeegee front                            | <b>Model:</b> SIMPLA 50 BT | <b>REF</b> <a href="#">100SG3914</a> |
| Blade, squeegee rear - central; rubber; 33 shore | <b>Model:</b> SIMPLA 50 BT | <b>REF</b> <a href="#">100SG1803</a> |
| Blade, squeegee rear - central; rubber; 40 shore | <b>Model:</b> SIMPLA 50 BT | <b>REF</b> <a href="#">100SG1802</a> |
| Blade, squeegee rear - central; oil-resistant    | <b>Model:</b> SIMPLA 50 BT | <b>REF</b> <a href="#">100SG1804</a> |



## SWEEPER/BRUSH

|   |                            |                                      |
|---|----------------------------|--------------------------------------|
| Scrubber brush, main - front; cylindrical | <b>Model:</b> SIMPLA 50 BT | <b>REF</b> <a href="#">100SG1782</a> |
| Scrubber brush, main - rear; cylindrical  | <b>Model:</b> SIMPLA 50 BT | <b>REF</b> <a href="#">100SG1783</a> |



## VACUUM MOTOR

|  |                            |                                      |
|--|----------------------------|--------------------------------------|
| Motor, vacuum - 24 VDC; 400 W; 2 stage | <b>Model:</b> SIMPLA 50 BT | <b>REF</b> <a href="#">100SG1815</a> |
|--|----------------------------|--------------------------------------|

used for: **COMAC** series: **SIMPLA 50 BT**

used for: **COMAC** series: **TRIPLA 65**



## FILTER

|  |                         |                                      |
|--|-------------------------|--------------------------------------|
| Element, solution drain filter         | <b>Model:</b> TRIPLA 65 | <b>REF</b> <a href="#">100SG1733</a> |
| Filter element, solution intake filter | <b>Model:</b> TRIPLA 65 | <b>REF</b> <a href="#">100SG1735</a> |
| Filter, solution inline                | <b>Model:</b> TRIPLA 65 | <b>REF</b> <a href="#">100SG1734</a> |



## HOSE

|                |                         |                                      |
|----------------|-------------------------|--------------------------------------|
| Hose, drain    | <b>Model:</b> TRIPLA 65 | <b>REF</b> <a href="#">100SG1724</a> |
| Hose, squeegee | <b>Model:</b> TRIPLA 65 | <b>REF</b> <a href="#">100SG1717</a> |

## SQUEEGEE

|   |                         |                                      |
|---|-------------------------|--------------------------------------|
| Blade, squeegee front                         | <b>Model:</b> TRIPLA 65 | <b>REF</b> <a href="#">100SG1725</a> |
| Blade, squeegee rear – rubber; 33 shore       | <b>Model:</b> TRIPLA 65 | <b>REF</b> <a href="#">100SG1754</a> |
| Blade, squeegee rear – rubber; 40 shore       | <b>Model:</b> TRIPLA 65 | <b>REF</b> <a href="#">100SG1755</a> |
| Blade, squeegee rear - oil-resistant          | <b>Model:</b> TRIPLA 65 | <b>REF</b> <a href="#">100SG1756</a> |
| Blade, squeegee rear – polyurethane; 40 shore | <b>Model:</b> TRIPLA 65 | <b>REF</b> <a href="#">100SG1757</a> |



## SWEEPER/BRUSH

|   |                         |                                      |
|---|-------------------------|--------------------------------------|
| Scrubber brush, main - 26" or 660,40 mm; polypropylene 0.7; 12 SR         | <b>Model:</b> TRIPLA 65 | <b>REF</b> <a href="#">100SG1739</a> |
| Scrubber brush, main - 26" or 660,40 mm; polypropylene 0.8; 12 SR; yellow | <b>Model:</b> TRIPLA 65 | <b>REF</b> <a href="#">100SG1741</a> |
| Scrubber brush, main - 26" or 660,40 mm; polypropylene 1.0; 12 SR         | <b>Model:</b> TRIPLA 65 | <b>REF</b> <a href="#">100SG1740</a> |
| Scrubber brush, main - 26" or 660,40 mm; Tynex; 12 SR                     | <b>Model:</b> TRIPLA 65 | <b>REF</b> <a href="#">100SG1742</a> |



## VACUUM MOTOR

|                               |                         |                                      |
|-------------------------------|-------------------------|--------------------------------------|
| Motor, vacuum - 36 VDC; 550 W | <b>Model:</b> TRIPLA 65 | <b>REF</b> <a href="#">100SG1758</a> |
|-------------------------------|-------------------------|--------------------------------------|



used for: **COMAC** series: **TRIPLA 75**



## HOSE

|              |                         |                                      |
|--------------|-------------------------|--------------------------------------|
| Hose, drain  | <b>Model:</b> TRIPLA 75 | <b>REF</b> <a href="#">101SG3458</a> |
| Hose, vacuum | <b>Model:</b> TRIPLA 75 | <b>REF</b> <a href="#">100SG1723</a> |



## MOTOR

|   |                         |                                      |
|---|-------------------------|--------------------------------------|
| Motor, main broom - 36 VDC; 9 A; 1400 RPM | <b>Model:</b> TRIPLA 75 | <b>REF</b> <a href="#">100SG1763</a> |
| Motor, scrub brush - 36 VDC; 1000 W       | <b>Model:</b> TRIPLA 75 | <b>REF</b> <a href="#">100SG1760</a> |
| Motor, scrub brush - 36 VDC; 1250 W       | <b>Model:</b> TRIPLA 75 | <b>REF</b> <a href="#">100SG1762</a> |
| Motor, scrub brush - 36 VDC; 900 W        | <b>Model:</b> TRIPLA 75 | <b>REF</b> <a href="#">100SG1759</a> |

## SQUEEGEE

|   |                         |                                      |
|---|-------------------------|--------------------------------------|
| Blade, squeegee front                   | <b>Model:</b> TRIPLA 75 | <b>REF</b> <a href="#">100SG1716</a> |
| Blade, squeegee rear – rubber; 33 shore | <b>Model:</b> TRIPLA 75 | <b>REF</b> <a href="#">100SG1747</a> |
| Blade, squeegee rear – rubber; 40 shore | <b>Model:</b> TRIPLA 75 | <b>REF</b> <a href="#">100SG1748</a> |
| Blade, squeegee rear - oil-resistant    | <b>Model:</b> TRIPLA 75 | <b>REF</b> <a href="#">100SG1749</a> |



## SWEEPER/BRUSH

|   |                         |                                      |
|---|-------------------------|--------------------------------------|
| Scrubber brush, main – 15" or 381,00 mm; polypropylene 0,3; 7 SR; cylindrical | <b>Model:</b> TRIPLA 75 | <b>REF</b> <a href="#">101SG3474</a> |
| Scrubber brush, main - 15" or 381,00 mm; polypropylene 0.3; 7 SR              | <b>Model:</b> TRIPLA 75 | <b>REF</b> <a href="#">101SG3469</a> |
| Scrubber brush, main - 15" or 381,00 mm; polypropylene 0.6; 7 SR              | <b>Model:</b> TRIPLA 75 | <b>REF</b> <a href="#">101SG3470</a> |
| Scrubber brush, main - 15" or 381,00 mm; polypropylene 0.9; 7 SR              | <b>Model:</b> TRIPLA 75 | <b>REF</b> <a href="#">101SG3471</a> |
| Scrubber brush, main - 15" or 381,00 mm; steel                                | <b>Model:</b> TRIPLA 75 | <b>REF</b> <a href="#">101SG3473</a> |
| Scrubber brush, main - 15" or 381,00 mm; Tynex; 5 SR                          | <b>Model:</b> TRIPLA 75 | <b>REF</b> <a href="#">101SG3472</a> |



## VACUUM MOTOR

|                               |                         |                                      |
|-------------------------------|-------------------------|--------------------------------------|
| Motor, vacuum - 36 VDC; 500 W | <b>Model:</b> TRIPLA 75 | <b>REF</b> <a href="#">100SG1726</a> |
|-------------------------------|-------------------------|--------------------------------------|

used for: **COMAC** series: **TRIPLA 75**

used for: **COMAC** series: **ULTRA 120B**



## FILTER

|  |                          |                                      |
|--|--------------------------|--------------------------------------|
| Filter element, solution intake filter | <b>Model:</b> ULTRA 120B | <b>REF</b> <a href="#">100SG1731</a> |
|--|--------------------------|--------------------------------------|



## HOSE

|              |                          |                                      |
|--------------|--------------------------|--------------------------------------|
| Hose, drain  | <b>Model:</b> ULTRA 120B | <b>REF</b> <a href="#">100SG1768</a> |
| Hose, vacuum | <b>Model:</b> ULTRA 120B | <b>REF</b> <a href="#">101SG3475</a> |



## SQUEEGEE

|  |                          |                                      |
|--|--------------------------|--------------------------------------|
| Blade, squeegee rear - rubber; 33 shore; ed 12/2006      | <b>Model:</b> ULTRA 120B | <b>REF</b> <a href="#">100SG1750</a> |
| Blade, squeegee rear - red gum; 40 shore                 | <b>Model:</b> ULTRA 120B | <b>REF</b> <a href="#">100SG1769</a> |
| Blade, squeegee rear - oil-resistant                     | <b>Model:</b> ULTRA 120B | <b>REF</b> <a href="#">100SG1752</a> |
| Blade, squeegee rear - polyurethane; 40 shore; magna 100 | <b>Model:</b> ULTRA 120B | <b>REF</b> <a href="#">100SG1753</a> |
| Blade, squeegee rear - rubber; 40 shore; ed 12/2006      | <b>Model:</b> ULTRA 120B | <b>REF</b> <a href="#">100SG1751</a> |



## SWEEPER/BRUSH

|   |                          |                                      |
|---|--------------------------|--------------------------------------|
| Scrubber brush, main - 23" or 584,20 mm; nylon; 7 SR                | <b>Model:</b> ULTRA 120B | <b>REF</b> <a href="#">100SG1743</a> |
| Scrubber brush, main - 23" or 584,20 mm; polypropylene; 7 SR; black | <b>Model:</b> ULTRA 120B | <b>REF</b> <a href="#">100SG1745</a> |
| Scrubber brush, main - 23" or 584,20 mm; polypropylene; 7 SR; white | <b>Model:</b> ULTRA 120B | <b>REF</b> <a href="#">100SG1746</a> |
| Scrubber brush, main - Tynex  | <b>Model:</b> ULTRA 120B | <b>REF</b> <a href="#">100SG1744</a> |



## VACUUM MOTOR

|                               |                          |                                      |
|-------------------------------|--------------------------|--------------------------------------|
| Motor, vacuum - 36 VDC; 550 W | <b>Model:</b> ULTRA 120B | <b>REF</b> <a href="#">100SG1730</a> |
|-------------------------------|--------------------------|--------------------------------------|

used for: **COMAC** series: **ULTRA 85BS**



## FILTER

|  |                          |                                      |
|--|--------------------------|--------------------------------------|
| Filter element, solution intake filter | <b>Model:</b> ULTRA 85BS | <b>REF</b> <a href="#">100SG1731</a> |
| Filter, solution inline                | <b>Model:</b> ULTRA 85BS | <b>REF</b> <a href="#">100SG1732</a> |



## HOSE

|              |                          |                                      |
|--------------|--------------------------|--------------------------------------|
| Hose, drain  | <b>Model:</b> ULTRA 85BS | <b>REF</b> <a href="#">100SG1729</a> |
| Hose, vacuum | <b>Model:</b> ULTRA 85BS | <b>REF</b> <a href="#">101SG3476</a> |



## SQUEEGEE

|                                   |                          |                                      |
|-----------------------------------|--------------------------|--------------------------------------|
| Blade, squeegee – rubber 33 shore | <b>Model:</b> ULTRA 85BS | <b>REF</b> <a href="#">100SG1736</a> |
| Blade, squeegee – polyurethane    | <b>Model:</b> ULTRA 85BS | <b>REF</b> <a href="#">101SG6055</a> |
| Blade, squeegee – rubber 40 shore | <b>Model:</b> ULTRA 85BS | <b>REF</b> <a href="#">100SG1737</a> |



## SWEEPER/BRUSH

|  |                          |                                      |
|--|--------------------------|--------------------------------------|
| Roller brush; polypropylene; 0,7       | <b>Model:</b> ULTRA 85BS | <b>REF</b> <a href="#">101SG6065</a> |
| Roller brush; polypropylene; 1,0 black | <b>Model:</b> ULTRA 85BS | <b>REF</b> <a href="#">101SG6066</a> |
| Roller brush; abrasive 1,2             | <b>Model:</b> ULTRA 85BS | <b>REF</b> <a href="#">101SG6067</a> |



## VACUUM MOTOR

|   |                          |                                      |
|---|--------------------------|--------------------------------------|
| Motor, vacuum - 36 VDC; 550 W; ed 12/2006 | <b>Model:</b> ULTRA 85BS | <b>REF</b> <a href="#">100SG1720</a> |
|---|--------------------------|--------------------------------------|

used for: **COMAC** series: **ULTRA 85BS**

used for: COMAC series: VISPA 35B

used for: **COMAC** series: **VISPA 35B**



## HOSE

|              |                         |                                      |
|--------------|-------------------------|--------------------------------------|
| Hose, vacuum | <b>Model:</b> VISPA 35B | <b>REF</b> <a href="#">100SG1728</a> |
|--------------|-------------------------|--------------------------------------|



## MOTOR

|                                    |                         |                                      |
|------------------------------------|-------------------------|--------------------------------------|
| Motor, scrub brush - 12 VDC; 360 W | <b>Model:</b> VISPA 35B | <b>REF</b> <a href="#">100SG1767</a> |
|------------------------------------|-------------------------|--------------------------------------|



## SQUEEGEE

|                       |                         |                                      |
|-----------------------|-------------------------|--------------------------------------|
| Blade, squeegee front | <b>Model:</b> VISPA 35B | <b>REF</b> <a href="#">100SG1764</a> |
|-----------------------|-------------------------|--------------------------------------|

|                      |                         |                                      |
|----------------------|-------------------------|--------------------------------------|
| Blade, squeegee rear | <b>Model:</b> VISPA 35B | <b>REF</b> <a href="#">100SG1765</a> |
|----------------------|-------------------------|--------------------------------------|

## SWEEPER/BRUSH

|                          |                         |                                      |
|--------------------------|-------------------------|--------------------------------------|
| Brush, scrub brush motor | <b>Model:</b> VISPA 35B | <b>REF</b> <a href="#">101SG5970</a> |
|--------------------------|-------------------------|--------------------------------------|

|   |                         |                                      |
|---|-------------------------|--------------------------------------|
| Scrubber brush, main - brush dia.335 - PPL 0,65 | <b>Model:</b> VISPA 35B | <b>REF</b> <a href="#">101SG5971</a> |
|---|-------------------------|--------------------------------------|

|  |                         |                                      |
|--|-------------------------|--------------------------------------|
| Sweeper brush, curb - Pad holder, w/o side brush | <b>Model:</b> VISPA 35B | <b>REF</b> <a href="#">101SG5972</a> |
|--|-------------------------|--------------------------------------|

|   |                         |                                      |
|---|-------------------------|--------------------------------------|
| Sweeper brush, curb - Pad holder, with side brush | <b>Model:</b> VISPA 35B | <b>REF</b> <a href="#">101SG5973</a> |
|---|-------------------------|--------------------------------------|



## VACUUM MOTOR

|                               |                         |                                      |
|-------------------------------|-------------------------|--------------------------------------|
| Motor, vacuum - 12 VDC; 250 W | <b>Model:</b> VISPA 35B | <b>REF</b> <a href="#">100SG1766</a> |
|-------------------------------|-------------------------|--------------------------------------|



USED FOR  
**DULEVO**

used for: **DULEVO** series: **75**

used for: **DULEVO** series: **75**



## FILTER

|                            |                         |                                      |
|----------------------------|-------------------------|--------------------------------------|
| Filter element, air filter | <b>Model:</b> 75 EH, SH | <b>REF</b> <a href="#">101SG3477</a> |
|----------------------------|-------------------------|--------------------------------------|



## SWEEPER/BRUSH

|  |                         |                                      |
|--|-------------------------|--------------------------------------|
| Sweeper brush, curb - 7" or 177,80 mm; polypropylene; 1 SR                           | <b>Model:</b> 75 EH, SH | <b>REF</b> <a href="#">100SG1839</a> |
| Sweeper brush, curb - 7" or 177,80 mm; polypropylene-iron wire; 1 SR                 | <b>Model:</b> 75 EH, SH | <b>REF</b> <a href="#">100SG1840</a> |
| Sweeper brush, main - 28" or 711,20 mm; nylon; 6 DR                                  | <b>Model:</b> 75 EH, SH | <b>REF</b> <a href="#">100SG1844</a> |
| Sweeper brush, main - 28" or 711,20 mm; nylon-iron wire; 6 DR                        | <b>Model:</b> 75 EH, SH | <b>REF</b> <a href="#">100SG1845</a> |
| Sweeper brush, main - 28" or 711,20 mm; nylon-natural fiber; 6 DR; central brush     | <b>Model:</b> 75 EH, SH | <b>REF</b> <a href="#">100SG1842</a> |
| Sweeper brush, main - 28" or 711,20 mm; polypropylene; 6 DR; central brush           | <b>Model:</b> 75 EH, SH | <b>REF</b> <a href="#">100SG1846</a> |
| Sweeper brush, main - 28" or 711,20 mm; polypropylene-iron wire; 6 DR; central brush | <b>Model:</b> 75 EH, SH | <b>REF</b> <a href="#">100SG1847</a> |
| Sweeper brush, main - natural fiber-iron wire  | <b>Model:</b> 75 EH, SH | <b>REF</b> <a href="#">100SG1843</a> |
| Sweeper brush, main - natural fiber-nylon  | <b>Model:</b> 75 EH, SH | <b>REF</b> <a href="#">100SG1841</a> |



used for: **DULEVO** series: **90**



## FILTER

|                             |                  |                                      |
|-----------------------------|------------------|--------------------------------------|
| Filter element, dust filter | <b>Model:</b> 90 | <b>REF</b> <a href="#">100SG1874</a> |
|-----------------------------|------------------|--------------------------------------|



## MOTOR

|  |                         |                                      |
|--|-------------------------|--------------------------------------|
| Motor, main broom - hydraulic          | <b>Model:</b> 90 EH     | <b>REF</b> <a href="#">100SG1912</a> |
| Motor, main broom - hydraulic; Danfoss | <b>Model:</b> 90 BK, DK | <b>REF</b> <a href="#">100SG1913</a> |



## SWEEPER/BRUSH

|  |                  |                                      |
|--|------------------|--------------------------------------|
| Sweeper brush, curb - 10" or 254,00 mm; iron wire; 3 SR                            | <b>Model:</b> 90 | <b>REF</b> <a href="#">100SG1883</a> |
| Sweeper brush, curb - 10" or 254,00 mm; nylon; 2 SR                                | <b>Model:</b> 90 | <b>REF</b> <a href="#">100SG1826</a> |
| Sweeper brush, curb - 10" or 254,00 mm; nylon-iron wire; 2 SR                      | <b>Model:</b> 90 | <b>REF</b> <a href="#">100SG1865</a> |
| Sweeper brush, curb - 10" or 254,00 mm; polypropylene; 2 SR                        | <b>Model:</b> 90 | <b>REF</b> <a href="#">100SG1827</a> |
| Sweeper brush, curb - 10" or 254,00 mm; polypropylene-iron wire; 2 SR              | <b>Model:</b> 90 | <b>REF</b> <a href="#">100SG1866</a> |
| Sweeper brush, main - 35" or 889,00 mm; natural fiber; 8 DR                        | <b>Model:</b> 90 | <b>REF</b> <a href="#">100SG1895</a> |
| Sweeper brush, main - 35" or 889,00 mm; nylon; 6 DR                                | <b>Model:</b> 90 | <b>REF</b> <a href="#">100SG1884</a> |
| Sweeper brush, main - 35" or 889,00 mm; nylon-iron wire; 8 DR                      | <b>Model:</b> 90 | <b>REF</b> <a href="#">100SG1898</a> |
| Sweeper brush, main - 35" or 889,00 mm; polypropylene; 8 DR                        | <b>Model:</b> 90 | <b>REF</b> <a href="#">100SG1878</a> |
| Sweeper brush, main - 35" or 889,00 mm; polypropylene-iron wire; 8 DR              | <b>Model:</b> 90 | <b>REF</b> <a href="#">100SG1893</a> |
| Sweeper brush, main - 35" or 889,00 mm; polypropylene-natural fiber; 8 DR; helical | <b>Model:</b> 90 | <b>REF</b> <a href="#">100SG1888</a> |
| Sweeper brush, main - iron wire-natural fiber                                      | <b>Model:</b> 90 | <b>REF</b> <a href="#">100SG1897</a> |
| Sweeper brush, main - nylon-natural fiber  | <b>Model:</b> 90 | <b>REF</b> <a href="#">100SG1896</a> |

used for: DULEVO series: 120

used for: **DULEVO** series: 120



## FILTER

|   |                              |                                      |
|---|------------------------------|--------------------------------------|
| Filter element, dust filter - sack type | <b>Model:</b> 120 BF, DL, EH | <b>REF</b> <a href="#">101SG3478</a> |
|---|------------------------------|--------------------------------------|



## SWEEPER/BRUSH

|  |                              |                                      |
|--|------------------------------|--------------------------------------|
| Sweeper brush, curb - 13" or 330,20 mm; nylon; 3 SR                        | <b>Model:</b> 120 BF, DL, EH | <b>REF</b> <a href="#">100SG1831</a> |
| Sweeper brush, curb - 13" or 330,20 mm; nylon-iron wire; 3 SR              | <b>Model:</b> 120 BF, DL, EH | <b>REF</b> <a href="#">100SG1832</a> |
| Sweeper brush, curb - 13" or 330,20 mm; polypropylene; 3 SR                | <b>Model:</b> 120 BF, DL, EH | <b>REF</b> <a href="#">100SG1833</a> |
| Sweeper brush, curb - 13" or 330,20 mm; polypropylene-iron wire; 3 SR      | <b>Model:</b> 120 BF, DL, EH | <b>REF</b> <a href="#">100SG1830</a> |
| Sweeper brush, curb - 5" or 127,00 mm; iron wire; 3 SR                     | <b>Model:</b> 120 BF, DL, EH | <b>REF</b> <a href="#">100SG1848</a> |
| Sweeper brush, main - 47" or 1193,80 mm; natural fiber-iron wire; 8 DR     | <b>Model:</b> 120 BF, DL, EH | <b>REF</b> <a href="#">100SG1850</a> |
| Sweeper brush, main - 47" or 1193,80 mm; nylon; 8 DR                       | <b>Model:</b> 120 BF, DL, EH | <b>REF</b> <a href="#">100SG1851</a> |
| Sweeper brush, main - 47" or 1193,80 mm; nylon-iron wire; 8 DR             | <b>Model:</b> 120 BF, DL, EH | <b>REF</b> <a href="#">100SG1852</a> |
| Sweeper brush, main - 47" or 1193,80 mm; polypropylene-iron wire; 8 DR     | <b>Model:</b> 120 BF, DL, EH | <b>REF</b> <a href="#">100SG1829</a> |
| Sweeper brush, main - 47" or 1193,80 mm; polypropylene-natural fiber; 8 DR | <b>Model:</b> 120 BF, DL, EH | <b>REF</b> <a href="#">100SG1849</a> |

used for: **DULEVO** series: **1100**



## FILTER

|   |                                   |                                      |
|---|-----------------------------------|--------------------------------------|
| Filter element, dust filter - sack type | <b>Model:</b> 1100 DL, DY, EH, SV | <b>REF</b> <a href="#">101SG3479</a> |
|---|-----------------------------------|--------------------------------------|



## SWEEPER/BRUSH

|   |                                   |                                      |
|---|-----------------------------------|--------------------------------------|
| Sweeper brush, curb - 13" or 330,20 mm; nylon; 3 SR                       | <b>Model:</b> 1100 DL, DY, EH, SV | <b>REF</b> <a href="#">100SG1831</a> |
| Sweeper brush, curb - 13" or 330,20 mm; nylon-iron wire; 3 SR             | <b>Model:</b> 1100 DL, DY, EH, SV | <b>REF</b> <a href="#">100SG1832</a> |
| Sweeper brush, curb - 13" or 330,20 mm; polypropylene; 3 SR               | <b>Model:</b> 1100 DL, DY, EH, SV | <b>REF</b> <a href="#">100SG1833</a> |
| Sweeper brush, curb - 13" or 330,20 mm; polypropylene-iron wire; 3 SR     | <b>Model:</b> 1100 DL, DY, EH, SV | <b>REF</b> <a href="#">100SG1830</a> |
| Sweeper brush, main - 30" or 762,00 mm; nylon; 6 DR                       | <b>Model:</b> 1100 DL, DY, EH, SV | <b>REF</b> <a href="#">100SG1835</a> |
| Sweeper brush, main - 30" or 762,00 mm; nylon-iron wire; 6 DR             | <b>Model:</b> 1100 DL, DY, EH, SV | <b>REF</b> <a href="#">100SG1836</a> |
| Sweeper brush, main - 30" or 762,00 mm; polypropylene; 6 DR               | <b>Model:</b> 1100 DL, DY, EH, SV | <b>REF</b> <a href="#">100SG1837</a> |
| Sweeper brush, main - 30" or 762,00 mm; polypropylene-iron wire; 6 DR     | <b>Model:</b> 1100 DL, DY, EH, SV | <b>REF</b> <a href="#">100SG1838</a> |
| Sweeper brush, main - 30" or 762,00 mm; polypropylene-natural fiber; 6 DR | <b>Model:</b> 1100 DL, DY, EH, SV | <b>REF</b> <a href="#">100SG1834</a> |

used for: **DULEVO** series: **1100**

used for: **DULEVO** series: **5000**

used for: **DULEVO** series: **5000**



## FILTER

|   |                    |                                      |
|---|--------------------|--------------------------------------|
| Filter element, dust filter - sack type | <b>Model:</b> 5000 | <b>REF</b> <a href="#">100SG1875</a> |
|---|--------------------|--------------------------------------|



## SWEEPER/BRUSH

|   |                    |                                      |
|---|--------------------|--------------------------------------|
| Sweeper brush, curb - 28" or 711,20 mm; polypropylene-iron wire; 5 SR               | <b>Model:</b> 5000 | <b>REF</b> <a href="#">100SG1868</a> |
| Sweeper brush, curb - polypropylene   | <b>Model:</b> 5000 | <b>REF</b> <a href="#">100SG1869</a> |
| Sweeper brush, main - 51" or 1295,40 mm; polypropylene-iron wire; MR; helical       | <b>Model:</b> 5000 | <b>REF</b> <a href="#">100SG1894</a> |
| Sweeper brush, main - 51" or 1295,40 mm; polypropylene-natural fiber; 8 DR; helical | <b>Model:</b> 5000 | <b>REF</b> <a href="#">100SG1889</a> |

used for: **DULEVO** series: **100 ELITE**



## FILTER

|   |  |                                      |
|---|--|--------------------------------------|
| Filter element, dust filter - sack type | <b>Model:</b> 100 ELITE BF, DK, DL, EH | <b>REF</b> <a href="#">100SG1871</a> |
|---|--|--------------------------------------|



## SWEEPER/BRUSH

|  |  |                                      |
|--|--|--------------------------------------|
| Sweeper brush, curb - 13" or 330,20 mm; nylon; 3 SR                        | <b>Model:</b> 100 ELITE BF, DK, DL, EH | <b>REF</b> <a href="#">100SG1831</a> |
| Sweeper brush, curb - 13" or 330,20 mm; nylon-iron wire; 3 SR              | <b>Model:</b> 100 ELITE BF, DK, DL, EH | <b>REF</b> <a href="#">100SG1832</a> |
| Sweeper brush, curb - 13" or 330,20 mm; polypropylene; 3 SR                | <b>Model:</b> 100 ELITE BF, DK, DL, EH | <b>REF</b> <a href="#">100SG1833</a> |
| Sweeper brush, curb - 13" or 330,20 mm; polypropylene-iron wire; 3 SR      | <b>Model:</b> 100 ELITE BF, DK, DL, EH | <b>REF</b> <a href="#">100SG1830</a> |
| Sweeper brush, curb - 5" or 127,00 mm; iron wire; 3 SR                     | <b>Model:</b> 100 ELITE BF, DK, DL, EH | <b>REF</b> <a href="#">100SG1848</a> |
| Sweeper brush, main - 40" or 1016,00 mm; polypropylene; 8 DR               | <b>Model:</b> 100 ELITE BF, DK, DL, EH | <b>REF</b> <a href="#">100SG1880</a> |
| Sweeper brush, main - 40" or 1016,00 mm; polypropylene-iron wire; 8 DR     | <b>Model:</b> 100 ELITE BF, DK, DL, EH | <b>REF</b> <a href="#">100SG1881</a> |
| Sweeper brush, main - 40" or 1016,00 mm; polypropylene-natural fiber; 8 DR | <b>Model:</b> 100 ELITE BF, DK, DL, EH | <b>REF</b> <a href="#">100SG1879</a> |

used for: **DULEVO** series: **100 ELITE**

used for: **DULEVO** series: **120 ELITE**

used for: **DULEVO** series: **120 ELITE**



**FILTER**

|   |                                    |                                      |
|---|------------------------------------|--------------------------------------|
| Filter element, dust filter - sack type | <b>Model:</b> 120 ELITE BF, DL, EH | <b>REF</b> <a href="#">101SG3478</a> |
|---|------------------------------------|--------------------------------------|



**SWEEPER/BRUSH**

|  |                                    |                                      |
|--|------------------------------------|--------------------------------------|
| Sweeper brush, curb - 13" or 330,20 mm; nylon; 3 SR                        | <b>Model:</b> 120 ELITE BF, DL, EH | <b>REF</b> <a href="#">100SG1831</a> |
| Sweeper brush, curb - 13" or 330,20 mm; nylon-iron wire; 3 SR              | <b>Model:</b> 120 ELITE BF, DL, EH | <b>REF</b> <a href="#">100SG1832</a> |
| Sweeper brush, curb - 13" or 330,20 mm; polypropylene; 3 SR                | <b>Model:</b> 120 ELITE BF, DL, EH | <b>REF</b> <a href="#">100SG1833</a> |
| Sweeper brush, curb - 13" or 330,20 mm; polypropylene-iron wire; 3 SR      | <b>Model:</b> 120 ELITE BF, DL, EH | <b>REF</b> <a href="#">100SG1830</a> |
| Sweeper brush, curb - 5" or 127,00 mm; iron wire; 3 SR                     | <b>Model:</b> 120 ELITE BF, DL, EH | <b>REF</b> <a href="#">100SG1848</a> |
| Sweeper brush, main - 47" or 1193,80 mm; natural fiber-iron wire; 8 DR     | <b>Model:</b> 120 ELITE BF, DL, EH | <b>REF</b> <a href="#">100SG1850</a> |
| Sweeper brush, main - 47" or 1193,80 mm; nylon; 8 DR                       | <b>Model:</b> 120 ELITE BF, DL, EH | <b>REF</b> <a href="#">100SG1851</a> |
| Sweeper brush, main - 47" or 1193,80 mm; nylon-iron wire; 8 DR             | <b>Model:</b> 120 ELITE BF, DL, EH | <b>REF</b> <a href="#">100SG1852</a> |
| Sweeper brush, main - 47" or 1193,80 mm; polypropylene-iron wire; 8 DR     | <b>Model:</b> 120 ELITE BF, DL, EH | <b>REF</b> <a href="#">100SG1829</a> |
| Sweeper brush, main - 47" or 1193,80 mm; polypropylene-natural fiber; 8 DR | <b>Model:</b> 120 ELITE BF, DL, EH | <b>REF</b> <a href="#">100SG1849</a> |



used for: **DULEVO** series: **1300 DL**



## FILTER

|   |                                |                                      |
|---|--------------------------------|--------------------------------------|
| Filter element, dust filter - sack type | <b>Model:</b> 1300 DL, DL PLUS | <b>REF</b> <a href="#">101SG3479</a> |
|---|--------------------------------|--------------------------------------|



## SWEEPER/BRUSH

|   |                                |                                      |
|---|--------------------------------|--------------------------------------|
| Sweeper brush, curb - 10" or 254,00 mm; nylon; 2 SR                       | <b>Model:</b> 1300 DL, DL PLUS | <b>REF</b> <a href="#">100SG1826</a> |
| Sweeper brush, curb - 10" or 254,00 mm; nylon-iron wire; 2 SR             | <b>Model:</b> 1300 DL, DL PLUS | <b>REF</b> <a href="#">100SG1865</a> |
| Sweeper brush, curb - 10" or 254,00 mm; polypropylene; 2 SR               | <b>Model:</b> 1300 DL, DL PLUS | <b>REF</b> <a href="#">100SG1827</a> |
| Sweeper brush, curb - 10" or 254,00 mm; polypropylene-iron wire; 2 SR     | <b>Model:</b> 1300 DL, DL PLUS | <b>REF</b> <a href="#">100SG1866</a> |
| Sweeper brush, main - 35" or 889,00 mm; natural fiber; 6 DR               | <b>Model:</b> 1300 DL, DL PLUS | <b>REF</b> <a href="#">100SG1861</a> |
| Sweeper brush, main - 35" or 889,00 mm; natural fiber-iron wire; 6 DR     | <b>Model:</b> 1300 DL, DL PLUS | <b>REF</b> <a href="#">100SG1863</a> |
| Sweeper brush, main - 35" or 889,00 mm; nylon-iron wire; 6 DR             | <b>Model:</b> 1300 DL, DL PLUS | <b>REF</b> <a href="#">100SG1864</a> |
| Sweeper brush, main - 35" or 889,00 mm; polypropylene; 6 DR               | <b>Model:</b> 1300 DL, DL PLUS | <b>REF</b> <a href="#">100SG1828</a> |
| Sweeper brush, main - 35" or 889,00 mm; polypropylene-natural fiber; 6 DR | <b>Model:</b> 1300 DL, DL PLUS | <b>REF</b> <a href="#">100SG1867</a> |

used for: **DULEVO** series: **1300 DL**

used for: **DULEVO** series: **1300 DY**

used for: **DULEVO** series: **1300 DY**



## FILTER

|   |                                |                                      |
|---|--------------------------------|--------------------------------------|
| Filter element, dust filter - sack type | <b>Model:</b> 1300 DY, DY PLUS | <b>REF</b> <a href="#">101SG3479</a> |
|---|--------------------------------|--------------------------------------|



## SWEEPER/BRUSH

|   |                                |                                      |
|---|--------------------------------|--------------------------------------|
| Sweeper brush, curb - 10" or 254,00 mm; nylon; 2 SR                       | <b>Model:</b> 1300 DY, DY PLUS | <b>REF</b> <a href="#">100SG1826</a> |
| Sweeper brush, curb - 10" or 254,00 mm; nylon-iron wire; 2 SR             | <b>Model:</b> 1300 DY, DY PLUS | <b>REF</b> <a href="#">100SG1865</a> |
| Sweeper brush, curb - 10" or 254,00 mm; polypropylene; 2 SR               | <b>Model:</b> 1300 DY, DY PLUS | <b>REF</b> <a href="#">100SG1827</a> |
| Sweeper brush, curb - 10" or 254,00 mm; polypropylene-iron wire; 2 SR     | <b>Model:</b> 1300 DY, DY PLUS | <b>REF</b> <a href="#">100SG1866</a> |
| Sweeper brush, main - 35" or 889,00 mm; natural fiber; 6 DR               | <b>Model:</b> 1300 DY, DY PLUS | <b>REF</b> <a href="#">100SG1861</a> |
| Sweeper brush, main - 35" or 889,00 mm; natural fiber-iron wire; 6 DR     | <b>Model:</b> 1300 DY, DY PLUS | <b>REF</b> <a href="#">100SG1863</a> |
| Sweeper brush, main - 35" or 889,00 mm; nylon-iron wire; 6 DR             | <b>Model:</b> 1300 DY, DY PLUS | <b>REF</b> <a href="#">100SG1864</a> |
| Sweeper brush, main - 35" or 889,00 mm; polypropylene; 6 DR               | <b>Model:</b> 1300 DY, DY PLUS | <b>REF</b> <a href="#">100SG1828</a> |
| Sweeper brush, main - 35" or 889,00 mm; polypropylene-natural fiber; 6 DR | <b>Model:</b> 1300 DY, DY PLUS | <b>REF</b> <a href="#">100SG1867</a> |

used for: **DULEVO** series: **1300 EH**



## FILTER

|   |                                |                                      |
|---|--------------------------------|--------------------------------------|
| Filter element, dust filter - sack type | <b>Model:</b> 1300 EH, EH PLUS | <b>REF</b> <a href="#">101SG3479</a> |
|---|--------------------------------|--------------------------------------|



## SWEEPER/BRUSH

|   |                                |                                      |
|---|--------------------------------|--------------------------------------|
| Sweeper brush, curb - 10" or 254,00 mm; nylon; 2 SR                       | <b>Model:</b> 1300 EH, EH PLUS | <b>REF</b> <a href="#">100SG1826</a> |
| Sweeper brush, curb - 10" or 254,00 mm; nylon-iron wire; 2 SR             | <b>Model:</b> 1300 EH, EH PLUS | <b>REF</b> <a href="#">100SG1865</a> |
| Sweeper brush, curb - 10" or 254,00 mm; polypropylene; 2 SR               | <b>Model:</b> 1300 EH, EH PLUS | <b>REF</b> <a href="#">100SG1827</a> |
| Sweeper brush, curb - 10" or 254,00 mm; polypropylene-iron wire; 2 SR     | <b>Model:</b> 1300 EH, EH PLUS | <b>REF</b> <a href="#">100SG1866</a> |
| Sweeper brush, main - 35" or 889,00 mm; natural fiber; 6 DR               | <b>Model:</b> 1300 EH, EH PLUS | <b>REF</b> <a href="#">100SG1861</a> |
| Sweeper brush, main - 35" or 889,00 mm; natural fiber-iron wire; 6 DR     | <b>Model:</b> 1300 EH, EH PLUS | <b>REF</b> <a href="#">100SG1863</a> |
| Sweeper brush, main - 35" or 889,00 mm; nylon-iron wire; 6 DR             | <b>Model:</b> 1300 EH, EH PLUS | <b>REF</b> <a href="#">100SG1864</a> |
| Sweeper brush, main - 35" or 889,00 mm; polypropylene; 6 DR               | <b>Model:</b> 1300 EH, EH PLUS | <b>REF</b> <a href="#">100SG1828</a> |
| Sweeper brush, main - 35" or 889,00 mm; polypropylene-natural fiber; 6 DR | <b>Model:</b> 1300 EH, EH PLUS | <b>REF</b> <a href="#">100SG1867</a> |

used for: **DULEVO** series: **1300 EH**

used for: DULEVO series: 1300 SK

used for: **DULEVO** series: **1300 SK**



## FILTER

|   |                                |                                      |
|---|--------------------------------|--------------------------------------|
| Filter element, dust filter - sack type | <b>Model:</b> 1300 SK, SK PLUS | <b>REF</b> <a href="#">101SG3479</a> |
|---|--------------------------------|--------------------------------------|



## SWEEPER/BRUSH

|   |                                |                                      |
|---|--------------------------------|--------------------------------------|
| Sweeper brush, curb - 10" or 254,00 mm; nylon; 2 SR                       | <b>Model:</b> 1300 SK, SK PLUS | <b>REF</b> <a href="#">100SG1826</a> |
| Sweeper brush, curb - 10" or 254,00 mm; nylon-iron wire; 2 SR             | <b>Model:</b> 1300 SK, SK PLUS | <b>REF</b> <a href="#">100SG1865</a> |
| Sweeper brush, curb - 10" or 254,00 mm; polypropylene; 2 SR               | <b>Model:</b> 1300 SK, SK PLUS | <b>REF</b> <a href="#">100SG1827</a> |
| Sweeper brush, curb - 10" or 254,00 mm; polypropylene-iron wire; 2 SR     | <b>Model:</b> 1300 SK, SK PLUS | <b>REF</b> <a href="#">100SG1866</a> |
| Sweeper brush, main - 35" or 889,00 mm; natural fiber; 6 DR               | <b>Model:</b> 1300 SK, SK PLUS | <b>REF</b> <a href="#">100SG1861</a> |
| Sweeper brush, main - 35" or 889,00 mm; natural fiber-iron wire; 6 DR     | <b>Model:</b> 1300 SK, SK PLUS | <b>REF</b> <a href="#">100SG1863</a> |
| Sweeper brush, main - 35" or 889,00 mm; nylon-iron wire; 6 DR             | <b>Model:</b> 1300 SK, SK PLUS | <b>REF</b> <a href="#">100SG1864</a> |
| Sweeper brush, main - 35" or 889,00 mm; polypropylene; 6 DR               | <b>Model:</b> 1300 SK, SK PLUS | <b>REF</b> <a href="#">100SG1828</a> |
| Sweeper brush, main - 35" or 889,00 mm; polypropylene-natural fiber; 6 DR | <b>Model:</b> 1300 SK, SK PLUS | <b>REF</b> <a href="#">100SG1867</a> |

used for: **DULEVO** series: **1300 STAR**



## FILTER

|   |                                    |                                      |
|---|------------------------------------|--------------------------------------|
| Filter element, dust filter - sack type | <b>Model:</b> 1300 STAR DL, EH, SK | <b>REF</b> <a href="#">101SG3479</a> |
|---|------------------------------------|--------------------------------------|



## SWEEPER/BRUSH

|   |                                    |                                      |
|---|------------------------------------|--------------------------------------|
| Sweeper brush, curb - 13" or 330,20 mm; nylon; 3 SR                   | <b>Model:</b> 1300 STAR DL, EH, SK | <b>REF</b> <a href="#">100SG1831</a> |
| Sweeper brush, curb - 13" or 330,20 mm; nylon-iron wire; 3 SR         | <b>Model:</b> 1300 STAR DL, EH, SK | <b>REF</b> <a href="#">100SG1832</a> |
| Sweeper brush, curb - 13" or 330,20 mm; polypropylene; 3 SR           | <b>Model:</b> 1300 STAR DL, EH, SK | <b>REF</b> <a href="#">100SG1833</a> |
| Sweeper brush, curb - 13" or 330,20 mm; polypropylene-iron wire; 3 SR | <b>Model:</b> 1300 STAR DL, EH, SK | <b>REF</b> <a href="#">100SG1830</a> |
| Sweeper brush, curb - 13" or 330,20 mm; polypropylene-iron wire; 3 SR | <b>Model:</b> 1300 STAR DL, EH, SK | <b>REF</b> <a href="#">100SG1830</a> |
| Sweeper brush, main - 35" or 889,00 mm; natural fiber; 6 DR           | <b>Model:</b> 1300 STAR DL, EH, SK | <b>REF</b> <a href="#">100SG1861</a> |
| Sweeper brush, main - 35" or 889,00 mm; natural fiber-iron wire; 6 DR | <b>Model:</b> 1300 STAR DL, EH, SK | <b>REF</b> <a href="#">100SG1863</a> |
| Sweeper brush, main - 35" or 889,00 mm; nylon-iron wire; 6 DR         | <b>Model:</b> 1300 STAR DL, EH, SK | <b>REF</b> <a href="#">100SG1864</a> |
| Sweeper brush, main - 35" or 889,00 mm; polypropylene; 6 DR           | <b>Model:</b> 1300 STAR DL, EH, SK | <b>REF</b> <a href="#">100SG1828</a> |

used for: **DULEVO** series: **1300 STAR**

used for: **DULEVO** series: **1300 SV**

used for: **DULEVO** series: **1300 SV**



## FILTER

|   |                                |                                      |
|---|--------------------------------|--------------------------------------|
| Filter element, dust filter - sack type | <b>Model:</b> 1300 SV, SV PLUS | <b>REF</b> <a href="#">101SG3479</a> |
|---|--------------------------------|--------------------------------------|



## SWEEPER/BRUSH

|   |                                |                                      |
|---|--------------------------------|--------------------------------------|
| Sweeper brush, curb - 10" or 254,00 mm; nylon; 2 SR                       | <b>Model:</b> 1300 SV, SV PLUS | <b>REF</b> <a href="#">100SG1826</a> |
| Sweeper brush, curb - 10" or 254,00 mm; nylon-iron wire; 2 SR             | <b>Model:</b> 1300 SV, SV PLUS | <b>REF</b> <a href="#">100SG1865</a> |
| Sweeper brush, curb - 10" or 254,00 mm; polypropylene; 2 SR               | <b>Model:</b> 1300 SV, SV PLUS | <b>REF</b> <a href="#">100SG1827</a> |
| Sweeper brush, curb - 10" or 254,00 mm; polypropylene-iron wire; 2 SR     | <b>Model:</b> 1300 SV, SV PLUS | <b>REF</b> <a href="#">100SG1866</a> |
| Sweeper brush, main - 35" or 889,00 mm; natural fiber; 6 DR               | <b>Model:</b> 1300 SV, SV PLUS | <b>REF</b> <a href="#">100SG1861</a> |
| Sweeper brush, main - 35" or 889,00 mm; natural fiber-iron wire; 6 DR     | <b>Model:</b> 1300 SV, SV PLUS | <b>REF</b> <a href="#">100SG1863</a> |
| Sweeper brush, main - 35" or 889,00 mm; nylon-iron wire; 6 DR             | <b>Model:</b> 1300 SV, SV PLUS | <b>REF</b> <a href="#">100SG1864</a> |
| Sweeper brush, main - 35" or 889,00 mm; polypropylene; 6 DR               | <b>Model:</b> 1300 SV, SV PLUS | <b>REF</b> <a href="#">100SG1828</a> |
| Sweeper brush, main - 35" or 889,00 mm; polypropylene-natural fiber; 6 DR | <b>Model:</b> 1300 SV, SV PLUS | <b>REF</b> <a href="#">100SG1867</a> |



used for: **DULEVO** series: **74 EH**



## FILTER

|   |                     |                                      |
|---|---------------------|--------------------------------------|
| Filter element, dust filter - sack type | <b>Model:</b> 74 EH | <b>REF</b> <a href="#">100SG1873</a> |
|---|---------------------|--------------------------------------|



## MOTOR

|                        |                     |                                      |
|------------------------|---------------------|--------------------------------------|
| Motor, shaker - 12 VDC | <b>Model:</b> 74 EH | <b>REF</b> <a href="#">100SG1877</a> |
| Motor, shaker - 24 VDC | <b>Model:</b> 74 EH | <b>REF</b> <a href="#">100SG1876</a> |



## SWEEPER/BRUSH

|  |                     |                                      |
|--|---------------------|--------------------------------------|
| Sweeper brush, main - 28" or 711,20 mm; nylon-natural fiber; 6 DR; central brush     | <b>Model:</b> 74 EH | <b>REF</b> <a href="#">100SG1842</a> |
| Sweeper brush, main - 28" or 711,20 mm; polypropylene; 6 DR; central brush           | <b>Model:</b> 74 EH | <b>REF</b> <a href="#">100SG1846</a> |
| Sweeper brush, main - 28" or 711,20 mm; polypropylene-iron wire; 6 DR; central brush | <b>Model:</b> 74 EH | <b>REF</b> <a href="#">100SG1847</a> |

used for: **DULEVO** series: **74 EH**

used for: **DULEVO** series: **CR200 QUATTRO**

used for: **DULEVO** series: **CR200 QUATTRO**



## FILTER

|   |                             |                                      |
|---|-----------------------------|--------------------------------------|
| Filter element, dust filter - normal; sack type | <b>Model:</b> CR200 QUATTRO | <b>REF</b> <a href="#">100SG1872</a> |
|---|-----------------------------|--------------------------------------|



## SWEEPER/BRUSH

|   |                             |                                      |
|---|-----------------------------|--------------------------------------|
| Sweeper brush, curb - 19" or 482,60 mm; polypropylene; 4 SR; with casing only           | <b>Model:</b> CR200 QUATTRO | <b>REF</b> <a href="#">100SG1885</a> |
| Sweeper brush, curb - 19" or 482,60 mm; polypropylene-iron wire; 5 SR; with wasing only | <b>Model:</b> CR200 QUATTRO | <b>REF</b> <a href="#">100SG1890</a> |
| Sweeper brush, curb - 24" or 609,60 mm; iron wire; 5 SR; optional                       | <b>Model:</b> CR200 QUATTRO | <b>REF</b> <a href="#">100SG1882</a> |
| Sweeper brush, curb - 24" or 609,60 mm; polypropylene; 5 SR; optional                   | <b>Model:</b> CR200 QUATTRO | <b>REF</b> <a href="#">100SG1886</a> |
| Sweeper brush, curb - 24" or 609,60 mm; polypropylene-iron wire; 5 SR; optional         | <b>Model:</b> CR200 QUATTRO | <b>REF</b> <a href="#">100SG1891</a> |
| Sweeper brush, main - 50" or 1270,00 mm; polypropylene; 8 TR; central brush             | <b>Model:</b> CR200 QUATTRO | <b>REF</b> <a href="#">100SG1887</a> |
| Sweeper brush, main - 50" or 1270,00 mm; polypropylene-iron wire; 8TR; central brush    | <b>Model:</b> CR200 QUATTRO | <b>REF</b> <a href="#">100SG1892</a> |

used for: **DULEVO** series: **H404M**

used for: **DULEVO** series: **H404M**



## FILTER

|                         |                     |                                      |
|-------------------------|---------------------|--------------------------------------|
| Filter, solution inline | <b>Model:</b> H404M | <b>REF</b> <a href="#">100SG1946</a> |
|-------------------------|---------------------|--------------------------------------|



## HOSE

|              |                     |                                      |
|--------------|---------------------|--------------------------------------|
| Hose, drain  | <b>Model:</b> H404M | <b>REF</b> <a href="#">101SG3480</a> |
| Hose, vacuum | <b>Model:</b> H404M | <b>REF</b> <a href="#">100SG1944</a> |



## SQUEEGEE

|   |                     |                                      |
|---|---------------------|--------------------------------------|
| Squeegee assembly, front - standard               | <b>Model:</b> H404M | <b>REF</b> <a href="#">100SG1857</a> |
| Blade, squeegee front - oil-resistant; optional   | <b>Model:</b> H404M | <b>REF</b> <a href="#">100SG1858</a> |
| Squeegee assembly, rear - standard                | <b>Model:</b> H404M | <b>REF</b> <a href="#">100SG1859</a> |
| Squeegee assembly, rear - oil-resistant; optional | <b>Model:</b> H404M | <b>REF</b> <a href="#">100SG1860</a> |



## SWEEPER/BRUSH

|  |                     |                                      |
|--|---------------------|--------------------------------------|
| Scrubber brush, main - 17" or 431,80 mm; Tynex; 8 SR | <b>Model:</b> H404M | <b>REF</b> <a href="#">100SG1940</a> |
| Scrubber brush, main - polypropylene                 | <b>Model:</b> H404M | <b>REF</b> <a href="#">100SG1941</a> |



## VACUUM MOTOR

|  |                     |                                      |
|--|---------------------|--------------------------------------|
| Motor, vacuum - 24 VDC; 400 W; suction | <b>Model:</b> H404M | <b>REF</b> <a href="#">100SG1945</a> |
|--|---------------------|--------------------------------------|

used for: DULEVO series: H507

used for: **DULEVO** series: **H507**



## FILTER

|                            |                            |                                      |
|----------------------------|----------------------------|--------------------------------------|
| Filter element, air filter | <b>Model:</b> H507C, H507M | <b>REF</b> <a href="#">101SG3482</a> |
|----------------------------|----------------------------|--------------------------------------|



## HOSE

|              |                            |                                      |
|--------------|----------------------------|--------------------------------------|
| Hose, drain  | <b>Model:</b> H507C, H507M | <b>REF</b> <a href="#">101SG3481</a> |
| Hose, vacuum | <b>Model:</b> H507C, H507M | <b>REF</b> <a href="#">100SG1853</a> |



## SQUEEGEE

|   |                            |                                      |
|---|----------------------------|--------------------------------------|
| Squeegee assembly                                 | <b>Model:</b> H507C, H507M | <b>REF</b> <a href="#">100SG1856</a> |
| Blade, squeegee front - oil-resistant; optional   | <b>Model:</b> H507C, H507M | <b>REF</b> <a href="#">100SG1858</a> |
| Squeegee assembly, front - standard               | <b>Model:</b> H507C, H507M | <b>REF</b> <a href="#">100SG1857</a> |
| Squeegee assembly, rear - oil-resistant; optional | <b>Model:</b> H507C, H507M | <b>REF</b> <a href="#">100SG1860</a> |
| Squeegee assembly, rear - standard                | <b>Model:</b> H507C, H507M | <b>REF</b> <a href="#">100SG1859</a> |



## SWEEPER/BRUSH

|  |                     |                                      |
|--|---------------------|--------------------------------------|
| Scrubber brush, main - 19" or 482,60 mm; polypropylene | <b>Model:</b> H507M | <b>REF</b> <a href="#">101SG3483</a> |
| Scrubber brush, main - 19" or 482,60 mm; Tynex         | <b>Model:</b> H507M | <b>REF</b> <a href="#">101SG3484</a> |



## VACUUM MOTOR

|                                 |                     |                                      |
|---------------------------------|---------------------|--------------------------------------|
| Motor, vacuum - 24 VDC; 2 stage | <b>Model:</b> H507M | <b>REF</b> <a href="#">100SG1855</a> |
| Motor, vacuum - 240 VAC; 1000 W | <b>Model:</b> H507C | <b>REF</b> <a href="#">100SG1854</a> |

used for: **DULEVO** series: **H557**



## FILTER

|  |                    |                                      |
|--|--------------------|--------------------------------------|
| Filter element, solution intake filter | <b>Model:</b> H557 | <b>REF</b> <a href="#">100SG1939</a> |
|--|--------------------|--------------------------------------|



## HOSE

|              |                    |                                      |
|--------------|--------------------|--------------------------------------|
| Hose, drain  | <b>Model:</b> H557 | <b>REF</b> <a href="#">101SG3485</a> |
| Hose, vacuum | <b>Model:</b> H557 | <b>REF</b> <a href="#">100SG1853</a> |



## SQUEEGEE

|   |                    |                                      |
|---|--------------------|--------------------------------------|
| Squeegee assembly, front - standard               | <b>Model:</b> H557 | <b>REF</b> <a href="#">100SG1857</a> |
| Blade, squeegee front - oil-resistant; optional   | <b>Model:</b> H557 | <b>REF</b> <a href="#">100SG1858</a> |
| Squeegee assembly, rear - standard                | <b>Model:</b> H557 | <b>REF</b> <a href="#">100SG1859</a> |
| Squeegee assembly, rear - oil-resistant; optional | <b>Model:</b> H557 | <b>REF</b> <a href="#">100SG1860</a> |



## SWEEPER/BRUSH

|  |                    |                                      |
|--|--------------------|--------------------------------------|
| Scrubber brush, main - 11" or 279,40 mm; polypropylene; 5 SR | <b>Model:</b> H557 | <b>REF</b> <a href="#">100SG1942</a> |
| Scrubber brush, main - Tynex                                 | <b>Model:</b> H557 | <b>REF</b> <a href="#">100SG1943</a> |



## VACUUM MOTOR

|                                 |                    |                                      |
|---------------------------------|--------------------|--------------------------------------|
| Motor, vacuum - 24 VDC; 2 stage | <b>Model:</b> H557 | <b>REF</b> <a href="#">100SG1855</a> |
|---------------------------------|--------------------|--------------------------------------|

used for: **DULEVO** series: **H557**

used for: DULEVO series: H820

used for: **DULEVO** series: **H820**



### FILTER

|   |                    |                                      |
|---|--------------------|--------------------------------------|
| Filter complete, solution intake filter - 50 mesh, water filter | <b>Model:</b> H820 | <b>REF</b> <a href="#">100SG1934</a> |
|---|--------------------|--------------------------------------|



### HOSE

|              |                    |                                      |
|--------------|--------------------|--------------------------------------|
| Hose, drain  | <b>Model:</b> H820 | <b>REF</b> <a href="#">101SG3486</a> |
| Hose, vacuum | <b>Model:</b> H820 | <b>REF</b> <a href="#">100SG1937</a> |



### MOTOR

|  |                    |                                      |
|--|--------------------|--------------------------------------|
| Motor, scrub brush - 36 VDC; 500 W- from sn h082000060   | <b>Model:</b> H820 | <b>REF</b> <a href="#">100SG1936</a> |
| Motor, scrub brush - 36 VDC; 500 W - up to sn h082000061 | <b>Model:</b> H820 | <b>REF</b> <a href="#">100SG1938</a> |



### SQUEEGEE

|                                |                    |                                      |
|--------------------------------|--------------------|--------------------------------------|
| Blade kit, squeegee - rubber   | <b>Model:</b> H820 | <b>REF</b> <a href="#">100SG1935</a> |
| Blade, squeegee front - rubber | <b>Model:</b> H820 | <b>REF</b> <a href="#">100SG1933</a> |
| Blade, squeegee rear - rubber  | <b>Model:</b> H820 | <b>REF</b> <a href="#">100SG1932</a> |



### VACUUM MOTOR

|                                 |                    |                                      |
|---------------------------------|--------------------|--------------------------------------|
| Motor, vacuum - 36 VDC; suction | <b>Model:</b> H820 | <b>REF</b> <a href="#">100SG1931</a> |
|---------------------------------|--------------------|--------------------------------------|



USED FOR  
**EUREKA**



used for: EUREKA series: COMPACT 1150

used for: **EUREKA** series: **COMPACT 1150**



### FILTER

|   |                            |                                      |
|---|----------------------------|--------------------------------------|
| Filter element, dust filter - 2nd version                             | <b>Model:</b> COMPACT 1150 | <b>REF</b> <a href="#">100SG1952</a> |
| Filter element, dust filter - complete with separators usgc; bag type | <b>Model:</b> COMPACT 1150 | <b>REF</b> <a href="#">100SG1955</a> |



### SWEEPER/BRUSH

|   |                            |                                      |
|---|----------------------------|--------------------------------------|
| Sweeper brush, curb - 7" or 177,80 mm; polypropylene; 2 SR  | <b>Model:</b> COMPACT 1150 | <b>REF</b> <a href="#">100SG1953</a> |
| Sweeper brush, main - 28" or 711,20 mm; polypropylene; 6 DR | <b>Model:</b> COMPACT 1150 | <b>REF</b> <a href="#">100SG1954</a> |

used for: **EUREKA** series: **E71**



## FILTER

|                                  |                   |                                      |
|----------------------------------|-------------------|--------------------------------------|
| Filter complete, solution inline | <b>Model:</b> E71 | <b>REF</b> <a href="#">100SG1962</a> |
| Filter complete, vacuum motor    | <b>Model:</b> E71 | <b>REF</b> <a href="#">100SG1965</a> |



## HOSE

|              |                   |                                      |
|--------------|-------------------|--------------------------------------|
| Hose, drain  | <b>Model:</b> E71 | <b>REF</b> <a href="#">100SG1964</a> |
| Hose, vacuum | <b>Model:</b> E71 | <b>REF</b> <a href="#">101SG3487</a> |

## SQUEEGEE

|   |                   |                                      |
|---|-------------------|--------------------------------------|
| Blade, squeegee inner - 39" or 990,60 mm; red gum | <b>Model:</b> E71 | <b>REF</b> <a href="#">100SG1947</a> |
| Blade, squeegee inner - polyurethane              | <b>Model:</b> E71 | <b>REF</b> <a href="#">100SG1950</a> |
| Blade, squeegee rear - red gum                    | <b>Model:</b> E71 | <b>REF</b> <a href="#">100SG1948</a> |
| Blade, squeegee rear - polyurethane               | <b>Model:</b> E71 | <b>REF</b> <a href="#">100SG1949</a> |



## SWEEPER/BRUSH

|   |                   |                                      |
|---|-------------------|--------------------------------------|
| Scrubber brush, main - abrasive nylon 1.2 | <b>Model:</b> E71 | <b>REF</b> <a href="#">100SG1961</a> |
| Scrubber brush, main - polypropylene 0.6  | <b>Model:</b> E71 | <b>REF</b> <a href="#">100SG1959</a> |
| Scrubber brush, main - polypropylene 0.9  | <b>Model:</b> E71 | <b>REF</b> <a href="#">100SG1960</a> |



## VACUUM MOTOR

|               |                   |                                      |
|---------------|-------------------|--------------------------------------|
| Motor, vacuum | <b>Model:</b> E71 | <b>REF</b> <a href="#">100SG1966</a> |
|---------------|-------------------|--------------------------------------|

used for: **EUREKA** series: **E71**

used for: EUREKA series: E81

used for: **EUREKA** series: **E81**



## FILTER

|                                  |                   |                                      |
|----------------------------------|-------------------|--------------------------------------|
| Filter complete, solution inline | <b>Model:</b> E81 | <b>REF</b> <a href="#">100SG1962</a> |
| Filter complete, vacuum motor    | <b>Model:</b> E81 | <b>REF</b> <a href="#">100SG1965</a> |



## HOSE

|              |                   |                                      |
|--------------|-------------------|--------------------------------------|
| Hose, drain  | <b>Model:</b> E81 | <b>REF</b> <a href="#">100SG1964</a> |
| Hose, vacuum | <b>Model:</b> E81 | <b>REF</b> <a href="#">101SG3487</a> |



## SQUEEGEE

|   |                   |                                      |
|---|-------------------|--------------------------------------|
| Blade, squeegee inner - 39" or 990,60 mm; red gum | <b>Model:</b> E81 | <b>REF</b> <a href="#">100SG1947</a> |
| Blade, squeegee inner - polyurethane              | <b>Model:</b> E81 | <b>REF</b> <a href="#">100SG1950</a> |
| Blade, squeegee rear - red gum                    | <b>Model:</b> E81 | <b>REF</b> <a href="#">100SG1948</a> |
| Blade, squeegee rear - polyurethane               | <b>Model:</b> E81 | <b>REF</b> <a href="#">100SG1949</a> |



## SWEEPER/BRUSH

|  |                   |                                      |
|--|-------------------|--------------------------------------|
| Scrubber brush, main - abrasive nylon    | <b>Model:</b> E81 | <b>REF</b> <a href="#">100SG1957</a> |
| Scrubber brush, main - polypropylene 0.6 | <b>Model:</b> E81 | <b>REF</b> <a href="#">100SG1956</a> |
| Scrubber brush, main - polypropylene 0.9 | <b>Model:</b> E81 | <b>REF</b> <a href="#">100SG1958</a> |



## VACUUM MOTOR

|               |                   |                                      |
|---------------|-------------------|--------------------------------------|
| Motor, vacuum | <b>Model:</b> E81 | <b>REF</b> <a href="#">100SG1966</a> |
|---------------|-------------------|--------------------------------------|



USED FOR  
**FIMAP**

used for: FIMAP series: VE MXR

used for: **FIMAP** series: **VE MXR**



## FILTER

|  |                      |                                      |
|--|----------------------|--------------------------------------|
| Element, solution drain filter         | <b>Model:</b> VE MXR | <b>REF</b> <a href="#">100SG3091</a> |
| Filter element, solution intake filter | <b>Model:</b> VE MXR | <b>REF</b> <a href="#">100SG1971</a> |



## HOSE

|              |                      |                                      |
|--------------|----------------------|--------------------------------------|
| Hose, drain  | <b>Model:</b> VE MXR | <b>REF</b> <a href="#">100SG1972</a> |
| Hose, vacuum | <b>Model:</b> VE MXR | <b>REF</b> <a href="#">100SG1973</a> |



## SQUEEGEE

|  |                      |                                      |
|--|----------------------|--------------------------------------|
| Blade kit, squeegee - 27" or 685,80 mm; latex            | <b>Model:</b> VE MXR | <b>REF</b> <a href="#">100SG1969</a> |
| Blade kit, squeegee - 27" or 685,80 mm; polyurethane     | <b>Model:</b> VE MXR | <b>REF</b> <a href="#">100SG1968</a> |
| Blade kit, squeegee - 27" or 685,80 mm; rubber; 33 shore | <b>Model:</b> VE MXR | <b>REF</b> <a href="#">100SG1967</a> |
| Blade, squeegee inner - polyurethane                     | <b>Model:</b> VE MXR | <b>REF</b> <a href="#">100SG3085</a> |
| Blade, squeegee rear - rubber; 33 shore                  | <b>Model:</b> VE MXR | <b>REF</b> <a href="#">100SG3086</a> |



## SWEEPER/BRUSH

|  |                      |                                      |
|--|----------------------|--------------------------------------|
| Scrubber brush, main - 21" or 533,40 mm; polypropylene 0.3; 6 SR | <b>Model:</b> VE MXR | <b>REF</b> <a href="#">100SG3087</a> |
| Scrubber brush, main - 21" or 533,40 mm; polypropylene 0.6; 6 SR | <b>Model:</b> VE MXR | <b>REF</b> <a href="#">100SG3088</a> |
| Scrubber brush, main - 22" or 558,80 mm; polypropylene 0.9; 6 SR | <b>Model:</b> VE MXR | <b>REF</b> <a href="#">100SG3089</a> |
| Scrubber brush, main - Tynex 0.9                                 | <b>Model:</b> VE MXR | <b>REF</b> <a href="#">100SG3090</a> |



## VACUUM MOTOR

|               |                      |                                      |
|---------------|----------------------|--------------------------------------|
| Motor, vacuum | <b>Model:</b> VE MXR | <b>REF</b> <a href="#">100SG1970</a> |
|---------------|----------------------|--------------------------------------|





USED FOR  
**FIorentINI**

used for: **FIorentini** series: **DELUX 43B**

used for: **FIorentini** series: **DELUX 43B**



## HOSE

|              |                         |                                      |
|--------------|-------------------------|--------------------------------------|
| Hose, vacuum | <b>Model:</b> DELUX 43B | <b>REF</b> <a href="#">100SG1974</a> |
|--------------|-------------------------|--------------------------------------|



## SQUEEGEE

|                       |                         |                                      |
|-----------------------|-------------------------|--------------------------------------|
| Blade kit, squeegee   | <b>Model:</b> DELUX 43B | <b>REF</b> <a href="#">100SG1977</a> |
| Blade, squeegee front | <b>Model:</b> DELUX 43B | <b>REF</b> <a href="#">100SG1978</a> |
| Blade, squeegee rear  | <b>Model:</b> DELUX 43B | <b>REF</b> <a href="#">100SG1979</a> |
| Squeegee assembly     | <b>Model:</b> DELUX 43B | <b>REF</b> <a href="#">100SG1976</a> |



## SWEEPER/BRUSH

|  |                         |                                      |
|--|-------------------------|--------------------------------------|
| Scrubber brush, main - 16" or 406,40 mm; nylon; 7 SR | <b>Model:</b> DELUX 43B | <b>REF</b> <a href="#">101SG3488</a> |
| Scrubber brush, main - 16" or 406,40 mm; steel       | <b>Model:</b> DELUX 43B | <b>REF</b> <a href="#">101SG3489</a> |



## VACUUM MOTOR

|                               |                         |                                      |
|-------------------------------|-------------------------|--------------------------------------|
| Motor, vacuum - 24 VDC; 350 W | <b>Model:</b> DELUX 43B | <b>REF</b> <a href="#">100SG1975</a> |
|-------------------------------|-------------------------|--------------------------------------|



used for: **FIorentINI** series: **DELUX 50B**



## HOSE

|              |                         |                                      |
|--------------|-------------------------|--------------------------------------|
| Hose, vacuum | <b>Model:</b> DELUX 50B | <b>REF</b> <a href="#">100SG1974</a> |
|--------------|-------------------------|--------------------------------------|



## SQUEEGEE

|                       |                         |                                      |
|-----------------------|-------------------------|--------------------------------------|
| Blade kit, squeegee   | <b>Model:</b> DELUX 50B | <b>REF</b> <a href="#">100SG1977</a> |
| Blade, squeegee front | <b>Model:</b> DELUX 50B | <b>REF</b> <a href="#">100SG1978</a> |
| Blade, squeegee rear  | <b>Model:</b> DELUX 50B | <b>REF</b> <a href="#">100SG1979</a> |
| Squeegee assembly     | <b>Model:</b> DELUX 50B | <b>REF</b> <a href="#">100SG1976</a> |



## SWEEPER/BRUSH

|  |                         |                                      |
|--|-------------------------|--------------------------------------|
| Scrubber brush, main - 18" or 457,20 mm; nylon; 8 SR | <b>Model:</b> DELUX 50B | <b>REF</b> <a href="#">101SG3490</a> |
| Scrubber brush, main - steel                         | <b>Model:</b> DELUX 50B | <b>REF</b> <a href="#">101SG3491</a> |



## VACUUM MOTOR

|                               |                         |                                      |
|-------------------------------|-------------------------|--------------------------------------|
| Motor, vacuum - 24 VDC; 350 W | <b>Model:</b> DELUX 50B | <b>REF</b> <a href="#">100SG1975</a> |
|-------------------------------|-------------------------|--------------------------------------|

used for: **FIorentINI** series: **DELUX 50B**

used for: **FIorentini** series: **S32B**

used for: **FIorentini** series: **S32B**



## FILTER

|                             |                    |                                      |
|-----------------------------|--------------------|--------------------------------------|
| Filter element, dust filter | <b>Model:</b> S32B | <b>REF</b> <a href="#">101SG3492</a> |
|-----------------------------|--------------------|--------------------------------------|



## SWEEPER/BRUSH

|   |                    |                                      |
|---|--------------------|--------------------------------------|
| Sweeper brush, curb - 10" or 254,00 mm; polypropylene; 4 SR | <b>Model:</b> S32B | <b>REF</b> <a href="#">100SG1980</a> |
| Sweeper brush, main - 31" or 787,40 mm; polypropylene; 6 DR | <b>Model:</b> S32B | <b>REF</b> <a href="#">100SG1981</a> |



## VACUUM MOTOR

|  |                    |                                      |
|--|--------------------|--------------------------------------|
| Motor, vacuum - 36 VDC, 0,25 W; 2600 RPM; for vacuum fan | <b>Model:</b> S32B | <b>REF</b> <a href="#">100SG1982</a> |
|--|--------------------|--------------------------------------|

used for: **FIorentINI** series: **SMILE 70M**



## HOSE

|              |                         |                                      |
|--------------|-------------------------|--------------------------------------|
| Hose, drain  | <b>Model:</b> SMILE 70M | <b>REF</b> <a href="#">101SG3493</a> |
| Hose, vacuum | <b>Model:</b> SMILE 70M | <b>REF</b> <a href="#">100SG1983</a> |



## SQUEEGEE

|                     |                         |                                      |
|---------------------|-------------------------|--------------------------------------|
| Blade kit, squeegee | <b>Model:</b> SMILE 70M | <b>REF</b> <a href="#">100SG1993</a> |
|---------------------|-------------------------|--------------------------------------|



## SWEEPER/BRUSH

|  |                         |                                      |
|--|-------------------------|--------------------------------------|
| Scrubber brush, main - 13" or 330,20 mm; polypropylene; 7 SR | <b>Model:</b> SMILE 70M | <b>REF</b> <a href="#">101SG3494</a> |
| Scrubber brush, main - 13" or 330,20 mm; Tynex; 6 SR         | <b>Model:</b> SMILE 70M | <b>REF</b> <a href="#">101SG3495</a> |



## VACUUM MOTOR

|                        |                         |                                      |
|------------------------|-------------------------|--------------------------------------|
| Motor, vacuum - 36 VDC | <b>Model:</b> SMILE 70M | <b>REF</b> <a href="#">100SG1984</a> |
|------------------------|-------------------------|--------------------------------------|

used for: **FIorentINI** series: **SMILE 70M**

used for: **FIorentINI** series: **SMILE 80M**

used for: **FIorentINI** series: **SMILE 80M**



## HOSE

|              |                         |                                      |
|--------------|-------------------------|--------------------------------------|
| Hose, drain  | <b>Model:</b> SMILE 80M | <b>REF</b> <a href="#">101SG3493</a> |
| Hose, vacuum | <b>Model:</b> SMILE 80M | <b>REF</b> <a href="#">100SG1983</a> |



## SQUEEGEE

|                     |                         |                                      |
|---------------------|-------------------------|--------------------------------------|
| Blade kit, squeegee | <b>Model:</b> SMILE 80M | <b>REF</b> <a href="#">100SG1994</a> |
|---------------------|-------------------------|--------------------------------------|



## SWEEPER/BRUSH

|  |                         |                                      |
|--|-------------------------|--------------------------------------|
| Scrubber brush, main - 15" or 381,00 mm; nylon; 7 SR | <b>Model:</b> SMILE 80M | <b>REF</b> <a href="#">101SG3496</a> |
| Scrubber brush, main - 15" or 381,00 mm; Tynex       | <b>Model:</b> SMILE 80M | <b>REF</b> <a href="#">101SG3497</a> |



## VACUUM MOTOR

|                        |                         |                                      |
|------------------------|-------------------------|--------------------------------------|
| Motor, vacuum - 36 VDC | <b>Model:</b> SMILE 80M | <b>REF</b> <a href="#">100SG1984</a> |
|------------------------|-------------------------|--------------------------------------|

used for: **FIorentINI** series: **UNICA 75**



## HOSE

|                                    |                        |                                      |
|------------------------------------|------------------------|--------------------------------------|
| Hose, drain                        | <b>Model:</b> UNICA 75 | <b>REF</b> <a href="#">101SG3500</a> |
| Hose, solution - length: 780,00 mm | <b>Model:</b> UNICA 75 | <b>REF</b> <a href="#">100SG1985</a> |



## SQUEEGEE

|                       |                        |                                      |
|-----------------------|------------------------|--------------------------------------|
| Blade kit, squeegee   | <b>Model:</b> UNICA 75 | <b>REF</b> <a href="#">100SG1992</a> |
| Blade, squeegee front | <b>Model:</b> UNICA 75 | <b>REF</b> <a href="#">100SG1989</a> |
| Blade, squeegee rear  | <b>Model:</b> UNICA 75 | <b>REF</b> <a href="#">100SG1987</a> |



## SWEEPER/BRUSH

|  |                        |                                      |
|--|------------------------|--------------------------------------|
| Scrubber brush, main - 15" or 381,00 mm; iron wire; 6 SR     | <b>Model:</b> UNICA 75 | <b>REF</b> <a href="#">101SG3499</a> |
| Scrubber brush, main - 15" or 381,00 mm; polypropylene; 7 SR | <b>Model:</b> UNICA 75 | <b>REF</b> <a href="#">101SG3498</a> |



## VACUUM MOTOR

|                        |                        |                                      |
|------------------------|------------------------|--------------------------------------|
| Motor, vacuum - 36 VDC | <b>Model:</b> UNICA 75 | <b>REF</b> <a href="#">100SG1984</a> |
|------------------------|------------------------|--------------------------------------|

used for: **FIorentINI** series: **UNICA 75**

used for: **FIorentini** series: **UNICA 85**

used for: **FIorentini** series: **UNICA 85**



## HOSE

|   |                        |                                      |
|---|------------------------|--------------------------------------|
| Hose, solution - length: 780,00 mm        | <b>Model:</b> UNICA 85 | <b>REF</b> <a href="#">100SG1985</a> |
| Hose, solution - length: 37,40" or 950 mm | <b>Model:</b> UNICA 85 | <b>REF</b> <a href="#">100SG1986</a> |



## SQUEEGEE

|                       |                        |                                      |
|-----------------------|------------------------|--------------------------------------|
| Blade kit, squeegee   | <b>Model:</b> UNICA 85 | <b>REF</b> <a href="#">100SG1988</a> |
| Blade, squeegee front | <b>Model:</b> UNICA 85 | <b>REF</b> <a href="#">100SG1991</a> |
| Blade, squeegee rear  | <b>Model:</b> UNICA 85 | <b>REF</b> <a href="#">100SG1990</a> |



## SWEEPER/BRUSH

|  |                        |                                      |
|--|------------------------|--------------------------------------|
| Scrubber brush, main - 16" or 406,40 mm; polypropylene; 7 SR | <b>Model:</b> UNICA 85 | <b>REF</b> <a href="#">101SG3501</a> |
| Scrubber brush, main - iron wire                             | <b>Model:</b> UNICA 85 | <b>REF</b> <a href="#">101SG3502</a> |



## VACUUM MOTOR

|                        |                        |                                      |
|------------------------|------------------------|--------------------------------------|
| Motor, vacuum - 36 VDC | <b>Model:</b> UNICA 85 | <b>REF</b> <a href="#">100SG1984</a> |
|------------------------|------------------------|--------------------------------------|



USED FOR  
**FLOORPUL**



used for: FLOORPUL series: JADE 50

used for: **FLOORPUL** series: **JADE 50**



## FILTER

|  |                       |                                      |
|--|-----------------------|--------------------------------------|
| Filter element, solution intake filter | <b>Model:</b> JADE 50 | <b>REF</b> <a href="#">100SG3095</a> |
|--|-----------------------|--------------------------------------|



## HOSE

|                        |                       |                                      |
|------------------------|-----------------------|--------------------------------------|
| Hose, drain            | <b>Model:</b> JADE 50 | <b>REF</b> <a href="#">100SG3093</a> |
| Hose, vacuum, squeegee | <b>Model:</b> JADE 50 | <b>REF</b> <a href="#">100SG3092</a> |
| Hose, vacuum           | <b>Model:</b> JADE 50 | <b>REF</b> <a href="#">100SG3094</a> |



## SQUEEGEE

|   |                       |                                      |
|---|-----------------------|--------------------------------------|
| Blade, squeegee rear - 39" or 990,60 mm; brown rubber; 40 shore | <b>Model:</b> JADE 50 | <b>REF</b> <a href="#">100SG1996</a> |
| Blade, squeegee rear - 39" or 990,60 mm; rubber; 33 shore       | <b>Model:</b> JADE 50 | <b>REF</b> <a href="#">100SG1997</a> |
| Blade squeegee rear - 39" or 990,60 mm; oil-resistant           | <b>Model:</b> JADE 50 | <b>REF</b> <a href="#">100SG1998</a> |
| Blade, squeegee rear - 39" or 990,60 mm; rubber; 50 shore       | <b>Model:</b> JADE 50 | <b>REF</b> <a href="#">100SG1999</a> |



## SWEEPER/BRUSH

|  |                       |                                      |
|--|-----------------------|--------------------------------------|
| Scrubber brush, main - 19" or 482,60 mm; polypropylene 0.3; 8 SR | <b>Model:</b> JADE 50 | <b>REF</b> <a href="#">101SG3503</a> |
| Scrubber brush, main - 19" or 482,60 mm; polypropylene 0.6; 8 SR | <b>Model:</b> JADE 50 | <b>REF</b> <a href="#">101SG3504</a> |
| Scrubber brush, main - 19" or 482,60 mm; polypropylene 0.9       | <b>Model:</b> JADE 50 | <b>REF</b> <a href="#">101SG3505</a> |



## VACUUM MOTOR

|   |                       |                                      |
|---|-----------------------|--------------------------------------|
| Motor, vacuum - 24 VDC; 350 W; suction; with connector h 1200 | <b>Model:</b> JADE 50 | <b>REF</b> <a href="#">100SG3096</a> |
| Motor, vacuum - 24 VDC; 480 W; suction; with connector h 1600 | <b>Model:</b> JADE 50 | <b>REF</b> <a href="#">100SG3097</a> |

used for: **FLOORPUL** series: **JADE 55**



## FILTER

|  |                       |                                      |
|--|-----------------------|--------------------------------------|
| Filter element, solution intake filter | <b>Model:</b> JADE 55 | <b>REF</b> <a href="#">100SG3095</a> |
|--|-----------------------|--------------------------------------|



## HOSE

|                        |                       |                                      |
|------------------------|-----------------------|--------------------------------------|
| Hose, drain            | <b>Model:</b> JADE 55 | <b>REF</b> <a href="#">100SG3093</a> |
| Hose, vacuum, squeegee | <b>Model:</b> JADE 55 | <b>REF</b> <a href="#">100SG3092</a> |
| Hose, vacuum           | <b>Model:</b> JADE 55 | <b>REF</b> <a href="#">100SG3094</a> |



## SQUEEGEE

|   |                       |                                      |
|---|-----------------------|--------------------------------------|
| Blade, squeegee rear - 39" or 990,60 mm; brown rubber; 40 shore | <b>Model:</b> JADE 55 | <b>REF</b> <a href="#">100SG1996</a> |
| Blade, squeegee rear - 39" or 990,60 mm; rubber; 33 shore       | <b>Model:</b> JADE 55 | <b>REF</b> <a href="#">100SG1997</a> |
| Blade squeegee rear - 39" or 990,60 mm; oil-resistant           | <b>Model:</b> JADE 55 | <b>REF</b> <a href="#">100SG1998</a> |
| Blade, squeegee rear - 39" or 990,60 mm; rubber; 50 shore       | <b>Model:</b> JADE 55 | <b>REF</b> <a href="#">100SG1999</a> |



## SWEEPER/BRUSH

|  |                       |                                      |
|--|-----------------------|--------------------------------------|
| Scrubber brush, main - polypropylene 0.4 | <b>Model:</b> JADE 55 | <b>REF</b> <a href="#">101SG3506</a> |
|--|-----------------------|--------------------------------------|



## VACUUM MOTOR

|   |                       |                                      |
|---|-----------------------|--------------------------------------|
| Motor, vacuum - 24 VDC; 350 W; suction; with connector h 1200 | <b>Model:</b> JADE 55 | <b>REF</b> <a href="#">100SG3096</a> |
| Motor, vacuum - 24 VDC; 480 W; suction; with connector h 1600 | <b>Model:</b> JADE 55 | <b>REF</b> <a href="#">100SG3097</a> |

used for: **FLOORPUL** series: **JADE 55**

used for: FLOORPUL series: JADE 66

used for: **FLOORPUL** series: **JADE 66**



## FILTER

|  |                       |                                      |
|--|-----------------------|--------------------------------------|
| Filter element, solution intake filter | <b>Model:</b> JADE 66 | <b>REF</b> <a href="#">100SG3095</a> |
|--|-----------------------|--------------------------------------|



## HOSE

|                        |                       |                                      |
|------------------------|-----------------------|--------------------------------------|
| Hose, drain            | <b>Model:</b> JADE 66 | <b>REF</b> <a href="#">100SG3093</a> |
| Hose, vacuum, squeegee | <b>Model:</b> JADE 66 | <b>REF</b> <a href="#">100SG3092</a> |
| Hose, vacuum           | <b>Model:</b> JADE 66 | <b>REF</b> <a href="#">100SG3094</a> |



## SQUEEGEE

|   |                       |                                      |
|---|-----------------------|--------------------------------------|
| Blade, squeegee rear - 39" or 990,60 mm; brown rubber; 40 shore | <b>Model:</b> JADE 66 | <b>REF</b> <a href="#">100SG1996</a> |
| Blade, squeegee rear - 39" or 990,60 mm; rubber; 33 shore       | <b>Model:</b> JADE 66 | <b>REF</b> <a href="#">100SG1997</a> |
| Blade squeegee rear - 39" or 990,60 mm; oil-resistant           | <b>Model:</b> JADE 66 | <b>REF</b> <a href="#">100SG1998</a> |
| Blade, squeegee rear - 39" or 990,60 mm; rubber; 50 shore       | <b>Model:</b> JADE 66 | <b>REF</b> <a href="#">100SG1999</a> |



## SWEEPER/BRUSH

|  |                       |                                      |
|--|-----------------------|--------------------------------------|
| Scrubber brush, main - 13" or 330,20 mm; polypropylene 0.3; 6 SR | <b>Model:</b> JADE 66 | <b>REF</b> <a href="#">101SG3507</a> |
| Scrubber brush, main - 13" or 330,20 mm; polypropylene 0.6; 6 SR | <b>Model:</b> JADE 66 | <b>REF</b> <a href="#">101SG3508</a> |
| Scrubber brush, main - 13" or 330,20 mm; polypropylene 0.9; 5 SR | <b>Model:</b> JADE 66 | <b>REF</b> <a href="#">101SG3509</a> |



## VACUUM MOTOR

|   |                       |                                      |
|---|-----------------------|--------------------------------------|
| Motor, vacuum - 24 VDC; 350 W; suction; with connector h 1200 | <b>Model:</b> JADE 66 | <b>REF</b> <a href="#">100SG3096</a> |
| Motor, vacuum - 24 VDC; 480 W; suction; with connector h 1600 | <b>Model:</b> JADE 66 | <b>REF</b> <a href="#">100SG3097</a> |

used for: **FLOORPUL** series: **RUBY 45**



## HOSE

|                             |                       |                                      |
|-----------------------------|-----------------------|--------------------------------------|
| Hose, vacuum - for squeegee | <b>Model:</b> RUBY 45 | <b>REF</b> <a href="#">100SG1542</a> |
| Hose, vacuum - for tank     | <b>Model:</b> RUBY 45 | <b>REF</b> <a href="#">100SG2005</a> |



## MOTOR

|   |                       |                                      |
|---|-----------------------|--------------------------------------|
| Elektromotor, scrub brush – 24 VDC; 420 W; 2800 RPM | <b>Model:</b> RUBY 45 | <b>REF</b> <a href="#">100SG1995</a> |
|---|-----------------------|--------------------------------------|



## SQUEEGEE

|  |                       |                                      |
|--|-----------------------|--------------------------------------|
| Blade, squeegee front - 32" or 812,80 mm; polyurethane | <b>Model:</b> RUBY 45 | <b>REF</b> <a href="#">100SG2001</a> |
| Blade, squeegee rear - 33" or 838,20 mm; 33 shore      | <b>Model:</b> RUBY 45 | <b>REF</b> <a href="#">100SG2003</a> |
| Blade, squeegee rear - 33" or 838,20 mm; 40 shore      | <b>Model:</b> RUBY 45 | <b>REF</b> <a href="#">100SG2002</a> |
| Blade, squeegee rear - 33" or 838,20 mm; oil-resistant | <b>Model:</b> RUBY 45 | <b>REF</b> <a href="#">100SG2004</a> |
| Squeegee assembly - inox                               | <b>Model:</b> RUBY 45 | <b>REF</b> <a href="#">100SG2006</a> |
| Squeegee assembly - iron                               | <b>Model:</b> RUBY 45 | <b>REF</b> <a href="#">100SG2007</a> |



## SWEEPER/BRUSH

|   |                       |                                      |
|---|-----------------------|--------------------------------------|
| Scrubber brush, main - 8" or 203,20 mm; polypropylene 0.3; 5 SR | <b>Model:</b> RUBY 45 | <b>REF</b> <a href="#">101SG3510</a> |
| Scrubber brush, main - 8" or 203,20 mm; polypropylene 0.6; 5 SR | <b>Model:</b> RUBY 45 | <b>REF</b> <a href="#">101SG3511</a> |
| Scrubber brush, main - polypropylene 0.9                        | <b>Model:</b> RUBY 45 | <b>REF</b> <a href="#">101SG3512</a> |



## VACUUM MOTOR

|                               |                       |                                      |
|-------------------------------|-----------------------|--------------------------------------|
| Motor, vacuum - 24 VDC; 350 W | <b>Model:</b> RUBY 45 | <b>REF</b> <a href="#">100SG2000</a> |
|-------------------------------|-----------------------|--------------------------------------|





USED FOR  
**GANSOW IPC**

used for: GANSOW IPC series: BT50

used for: **GANSOW IPC** series: **BT50**



### HOSE

|             |                    |                                      |
|-------------|--------------------|--------------------------------------|
| Hose, drain | <b>Model:</b> BT50 | <b>REF</b> <a href="#">100SG3116</a> |
|-------------|--------------------|--------------------------------------|



### SQUEEGEE

|                                      |                    |                                      |
|--------------------------------------|--------------------|--------------------------------------|
| Blade, squeegee rear - rubber; inner | <b>Model:</b> BT50 | <b>REF</b> <a href="#">100SG2008</a> |
| Blade, squeegee rear - rubber; outer | <b>Model:</b> BT50 | <b>REF</b> <a href="#">100SG2009</a> |



### SWEEPER/BRUSH

|  |                    |                                      |
|--|--------------------|--------------------------------------|
| Scrubber brush, main - 18" or 457,20 mm; polypropylene 0.6; 9 SR | <b>Model:</b> BT50 | <b>REF</b> <a href="#">100SG2012</a> |
|--|--------------------|--------------------------------------|



### VACUUM MOTOR

|  |                    |                                      |
|--|--------------------|--------------------------------------|
| Motor, vacuum - 24 VDC; 350 W; date: from 01/11/2008 | <b>Model:</b> BT50 | <b>REF</b> <a href="#">100SG3101</a> |
| Motor, vacuum - 24 VDC; date: from 31/10/2008        | <b>Model:</b> BT50 | <b>REF</b> <a href="#">100SG3099</a> |



used for: **GANSOW IPC** series: **BT70**



## HOSE

|  |                    |                                      |
|--|--------------------|--------------------------------------|
| Hose, drain – date: from 01/02/2011  | <b>Model:</b> BT70 | <b>REF</b> <a href="#">100SG3119</a> |
| Hose, drain – date: 01/06/2010 – 31/01/2011  | <b>Model:</b> BT70 | <b>REF</b> <a href="#">100SG3114</a> |
| Hose, drain – date: from 31/05/2010  | <b>Model:</b> BT70 | <b>REF</b> <a href="#">100SG3111</a> |
| Hose, vacuum – date: 01/02/2009 – 30/09/2010   | <b>Model:</b> BT70 | <b>REF</b> <a href="#">100SG3113</a> |
| Hose, vacuum – length: 43,30” or 1100 mm; date: from 01/10/2010                              | <b>Model:</b> BT70 | <b>REF</b> <a href="#">100SG3118</a> |
| Hose, vacuum – length: 38,97” or 990,00 mm; inner diameter: 350,00 mm; date: from 31/01/2009 | <b>Model:</b> BT70 | <b>REF</b> <a href="#">100SG3112</a> |



## SQUEEGEE

|                                      |                    |                                      |
|--------------------------------------|--------------------|--------------------------------------|
| Blade, squeegee rear - rubber; inner | <b>Model:</b> BT70 | <b>REF</b> <a href="#">100SG2011</a> |
| Blade, squeegee rear - rubber; outer | <b>Model:</b> BT70 | <b>REF</b> <a href="#">100SG2010</a> |



## SWEEPER/BRUSH

|   |                    |                                      |
|---|--------------------|--------------------------------------|
| Scrubber brush, main - 13” or 330,20 mm; nylon 0.8; 6 SR; bt 7000 | <b>Model:</b> BT70 | <b>REF</b> <a href="#">100SG2013</a> |
| Scrubber brush, main - cylindrical                                | <b>Model:</b> BT70 | <b>REF</b> <a href="#">100SG3110</a> |



## VACUUM MOTOR

|  |                    |                                      |
|--|--------------------|--------------------------------------|
| Motor, vacuum – 24 VDC; 350 W; date: from 01/11/2008 | <b>Model:</b> BT70 | <b>REF</b> <a href="#">100SG3101</a> |
| Motor, vacuum – 24 VDC; date: till 31/10/2008        | <b>Model:</b> BT70 | <b>REF</b> <a href="#">100SG3099</a> |

used for: **GANSOW IPC** series: **BT70**

used for: GANSOW IPC series: BT85

used for: **GANSOW IPC** series: **BT85**



### FILTER

|                                  |                    |                                      |
|----------------------------------|--------------------|--------------------------------------|
| Filter complete, solution inline | <b>Model:</b> BT85 | <b>REF</b> <a href="#">100SG3098</a> |
|----------------------------------|--------------------|--------------------------------------|



### HOSE

|              |                    |                                      |
|--------------|--------------------|--------------------------------------|
| Hose, vacuum | <b>Model:</b> BT85 | <b>REF</b> <a href="#">100SG3117</a> |
|--------------|--------------------|--------------------------------------|



### SQUEEGEE

|                                 |                    |                                      |
|---------------------------------|--------------------|--------------------------------------|
| Blade, squeegee front - XL; red | <b>Model:</b> BT85 | <b>REF</b> <a href="#">100SG3106</a> |
| Blade, squeegee rear - XL       | <b>Model:</b> BT85 | <b>REF</b> <a href="#">100SG3107</a> |



### SWEEPER/BRUSH

|  |                    |                                      |
|--|--------------------|--------------------------------------|
| Scrubber brush, main - 16" or 406,40 mm; polypropylene; 7 SR | <b>Model:</b> BT85 | <b>REF</b> <a href="#">100SG3109</a> |
|--|--------------------|--------------------------------------|



### VACUUM MOTOR

|                               |                    |                                      |
|-------------------------------|--------------------|--------------------------------------|
| Motor, vacuum - 24 VDC; 650 W | <b>Model:</b> BT85 | <b>REF</b> <a href="#">100SG3100</a> |
|-------------------------------|--------------------|--------------------------------------|

used for: **GANSOW IPC** series: **CT110**



## FILTER

|                                  |                     |                                      |
|----------------------------------|---------------------|--------------------------------------|
| Filter complete, solution inline | <b>Model:</b> CT110 | <b>REF</b> <a href="#">100SG3098</a> |
|----------------------------------|---------------------|--------------------------------------|



## HOSE

|              |                     |                                      |
|--------------|---------------------|--------------------------------------|
| Hose, vacuum | <b>Model:</b> CT110 | <b>REF</b> <a href="#">100SG3117</a> |
|--------------|---------------------|--------------------------------------|



## SQUEEGEE

|                                 |                     |                                      |
|---------------------------------|---------------------|--------------------------------------|
| Blade, squeegee front - XL; red | <b>Model:</b> CT110 | <b>REF</b> <a href="#">100SG3106</a> |
| Blade, squeegee rear - XL       | <b>Model:</b> CT110 | <b>REF</b> <a href="#">100SG3107</a> |



## SWEEPER/BRUSH

|  |                     |                                      |
|--|---------------------|--------------------------------------|
| Scrubber brush, main - 16" or 406,40 mm; polypropylene; 7 SR | <b>Model:</b> CT110 | <b>REF</b> <a href="#">100SG3109</a> |
|--|---------------------|--------------------------------------|



## VACUUM MOTOR

|                               |                     |                                      |
|-------------------------------|---------------------|--------------------------------------|
| Motor, vacuum - 24 VDC; 650 W | <b>Model:</b> CT110 | <b>REF</b> <a href="#">100SG3100</a> |
|-------------------------------|---------------------|--------------------------------------|

used for: **GANSOW IPC** series: **CT110**

used for: GANSOW IPC series: CT40

used for: **GANSOW IPC** series: **CT40**



## HOSE

|             |                    |                                      |
|-------------|--------------------|--------------------------------------|
| Hose, drain | <b>Model:</b> CT40 | <b>REF</b> <a href="#">100SG3116</a> |
|-------------|--------------------|--------------------------------------|



## SQUEEGEE

|                                      |                    |                                      |
|--------------------------------------|--------------------|--------------------------------------|
| Blade, squeegee rear - rubber; inner | <b>Model:</b> CT40 | <b>REF</b> <a href="#">100SG2008</a> |
| Blade, squeegee rear - rubber; outer | <b>Model:</b> CT40 | <b>REF</b> <a href="#">100SG2009</a> |



## SWEEPER/BRUSH

|  |                    |                                      |
|--|--------------------|--------------------------------------|
| Scrubber brush, main - 18" or 457,20 mm; polypropylene 0.6; 9 SR | <b>Model:</b> CT40 | <b>REF</b> <a href="#">100SG2012</a> |
|--|--------------------|--------------------------------------|



## VACUUM MOTOR

|  |                    |                                      |
|--|--------------------|--------------------------------------|
| Motor, vacuum - 24 VDC; 350 W; date: from 01/11/2008 | <b>Model:</b> CT40 | <b>REF</b> <a href="#">100SG3101</a> |
| Motor, vacuum - 24 VDC; date: from 31/10/2008        | <b>Model:</b> CT40 | <b>REF</b> <a href="#">100SG3099</a> |

used for: **GANSOW IPC** series: **CT70**



## HOSE

|  |                    |                                      |
|--|--------------------|--------------------------------------|
| Hose, drain – date: from 01/02/2011  | <b>Model:</b> CT70 | <b>REF</b> <a href="#">100SG3119</a> |
| Hose, drain – date: 01/06/2010 – 31/01/2011  | <b>Model:</b> CT70 | <b>REF</b> <a href="#">100SG3114</a> |
| Hose, drain – date: from 31/05/2010  | <b>Model:</b> CT70 | <b>REF</b> <a href="#">100SG3111</a> |
| Hose, vacuum – date: 01/02/2009 – 30/09/2010   | <b>Model:</b> CT70 | <b>REF</b> <a href="#">100SG3113</a> |
| Hose, vacuum – length: 43,30” or 1100 mm; date: from 01/10/2010                              | <b>Model:</b> CT70 | <b>REF</b> <a href="#">100SG3118</a> |
| Hose, vacuum – length: 38,97” or 990,00 mm; inner diameter: 350,00 mm; date: from 31/01/2009 | <b>Model:</b> CT70 | <b>REF</b> <a href="#">100SG3112</a> |



## SQUEEGEE

|                                      |                    |                                      |
|--------------------------------------|--------------------|--------------------------------------|
| Blade, squeegee rear - rubber; inner | <b>Model:</b> CT70 | <b>REF</b> <a href="#">100SG2011</a> |
| Blade, squeegee rear - rubber; outer | <b>Model:</b> CT70 | <b>REF</b> <a href="#">100SG2010</a> |



## SWEEPER/BRUSH

|                                    |                    |                                      |
|------------------------------------|--------------------|--------------------------------------|
| Scrubber brush, main - cylindrical | <b>Model:</b> CT70 | <b>REF</b> <a href="#">100SG3110</a> |
|------------------------------------|--------------------|--------------------------------------|



## VACUUM MOTOR

|  |                    |                                      |
|--|--------------------|--------------------------------------|
| Motor, vacuum – 24 VDC; 350 W; date: from 01/11/2008 | <b>Model:</b> CT70 | <b>REF</b> <a href="#">100SG3101</a> |
| Motor, vacuum – 24 VDC; date: from 10/31/2008        | <b>Model:</b> CT70 | <b>REF</b> <a href="#">100SG3099</a> |

used for: **GANSOW IPC** series: **CT70**

used for: GANSOW IPC series: LAVAPAV 62 BF 65

used for: **GANSOW IPC** series: **LAVAPAV 62 BF 65**



### FILTER

|  |                                |                                      |
|--|--------------------------------|--------------------------------------|
| Filter element, solution intake filter | <b>Model:</b> LAVAPAV 62 BF 65 | <b>REF</b> <a href="#">100SG3103</a> |
|--|--------------------------------|--------------------------------------|



### HOSE

|             |                                |                                      |
|-------------|--------------------------------|--------------------------------------|
| Hose, drain | <b>Model:</b> LAVAPAV 62 BF 65 | <b>REF</b> <a href="#">100SG3115</a> |
|-------------|--------------------------------|--------------------------------------|



### SQUEEGEE

|                       |                                |                                      |
|-----------------------|--------------------------------|--------------------------------------|
| Blade, squeegee front | <b>Model:</b> LAVAPAV 62 BF 65 | <b>REF</b> <a href="#">100SG3104</a> |
|-----------------------|--------------------------------|--------------------------------------|

|                      |                                |                                      |
|----------------------|--------------------------------|--------------------------------------|
| Blade, squeegee rear | <b>Model:</b> LAVAPAV 62 BF 65 | <b>REF</b> <a href="#">100SG3105</a> |
|----------------------|--------------------------------|--------------------------------------|



### SWEEPER/BRUSH

|  |                                |                                      |
|--|--------------------------------|--------------------------------------|
| Scrubber brush, main - 13" or 330,20 mm; polypropylene 0.5; 5 SR | <b>Model:</b> LAVAPAV 62 BF 65 | <b>REF</b> <a href="#">100SG3108</a> |
|--|--------------------------------|--------------------------------------|



### VACUUM MOTOR

|                               |                                |                                      |
|-------------------------------|--------------------------------|--------------------------------------|
| Motor, vacuum - 24 VDC; 500 W | <b>Model:</b> LAVAPAV 62 BF 65 | <b>REF</b> <a href="#">100SG3102</a> |
|-------------------------------|--------------------------------|--------------------------------------|



USED FOR  
**HAKO**



used for: **HAKO** series: **CITYMASTER 1200**

used for: **HAKO** series: **CITYMASTER 1200**



## FILTER

|   |                               |                                      |
|---|-------------------------------|--------------------------------------|
| Filter element, dust filter - sp 6300.30; from sn 00001 | <b>Model:</b> CITYMASTER 1200 | <b>REF</b> <a href="#">100SG2086</a> |
|---|-------------------------------|--------------------------------------|



## SQUEEGEE

|                                      |                               |                                      |
|--------------------------------------|-------------------------------|--------------------------------------|
| Blade, squeegee inner - polyurethane | <b>Model:</b> CITYMASTER 1200 | <b>REF</b> <a href="#">100SG2089</a> |
| Blade, squeegee outer - rubber       | <b>Model:</b> CITYMASTER 1200 | <b>REF</b> <a href="#">100SG2088</a> |
| Blade, squeegee outer - polyurethane | <b>Model:</b> CITYMASTER 1200 | <b>REF</b> <a href="#">100SG2087</a> |



## SWEEPER/BRUSH

|  |                               |                                      |
|--|-------------------------------|--------------------------------------|
| Sweeper brush, curb - 13" or 330,20 mm; polypropylene; 3 SR; date: from 09/01/2002 | <b>Model:</b> CITYMASTER 1200 | <b>REF</b> <a href="#">100SG2137</a> |
| Sweeper brush, main - 32" or 812,80 mm; polypropylene; 14 DR                       | <b>Model:</b> CITYMASTER 1200 | <b>REF</b> <a href="#">100SG2135</a> |

used for: **HAKO** series: **CITYMASTER 2000**



## FILTER

|  |                               |                                      |
|--|-------------------------------|--------------------------------------|
| Waterfilter                                | <b>Model:</b> CITYMASTER 2000 | <b>REF</b> <a href="#">101SG6005</a> |
| Ventilation filter hydraulic tank          | <b>Model:</b> CITYMASTER 2000 | <b>REF</b> <a href="#">101SG6007</a> |
| Pressure filter element (drive)            | <b>Model:</b> CITYMASTER 2000 | <b>REF</b> <a href="#">101SG6008</a> |
| Return line filter element                 | <b>Model:</b> CITYMASTER 2000 | <b>REF</b> <a href="#">100SG2124</a> |
| Air filter ventilation filter vacuum valve | <b>Model:</b> CITYMASTER 2000 | <b>REF</b> <a href="#">101SG6009</a> |
| Air filter insert motor                    | <b>Model:</b> CITYMASTER 2000 | <b>REF</b> <a href="#">101SG6010</a> |
| Fuel filter motor                          | <b>Model:</b> CITYMASTER 2000 | <b>REF</b> <a href="#">101SG6011</a> |
| Oil filter cartridge                       | <b>Model:</b> CITYMASTER 2000 | <b>REF</b> <a href="#">100SG2126</a> |



## SQUEEGEE

|                          |                               |                                      |
|--------------------------|-------------------------------|--------------------------------------|
| Blade, squeegee inner    | <b>Model:</b> CITYMASTER 2000 | <b>REF</b> <a href="#">100SG2109</a> |
| Blade, squeegee - rubber | <b>Model:</b> CITYMASTER 2000 | <b>REF</b> <a href="#">100SG2108</a> |



## SWEEPER/BRUSH

|                                  |                               |                                      |
|----------------------------------|-------------------------------|--------------------------------------|
| Sweeper brush; polypropylene 0,8 | <b>Model:</b> CITYMASTER 2000 | <b>REF</b> <a href="#">101SG6056</a> |
| Side brush; polypropylene        | <b>Model:</b> CITYMASTER 2000 | <b>REF</b> <a href="#">101SG6057</a> |
| Side brush; polypropylene/steel  | <b>Model:</b> CITYMASTER 2000 | <b>REF</b> <a href="#">101SG6058</a> |
| Side brush; flatsteel            | <b>Model:</b> CITYMASTER 2000 | <b>REF</b> <a href="#">100SG2133</a> |

used for: **HAKO** series: **CITYMASTER 2000**

used for: **HAKO** series: **HAKOMATIC B1100**



## FILTER

|                             |                               |                                      |
|-----------------------------|-------------------------------|--------------------------------------|
| Filter element, dust filter | <b>Model:</b> HAKOMATIC B1100 | <b>REF</b> <a href="#">100SG2017</a> |
| Filter, solution inline     | <b>Model:</b> HAKOMATIC B1100 | <b>REF</b> <a href="#">100SG2052</a> |



## HOSE

|                |                               |                                      |
|----------------|-------------------------------|--------------------------------------|
| Hose, drain    | <b>Model:</b> HAKOMATIC B1100 | <b>REF</b> <a href="#">100SG2015</a> |
| Hose, squeegee | <b>Model:</b> HAKOMATIC B1100 | <b>REF</b> <a href="#">100SG2014</a> |



## SQUEEGEE

|                       |                               |                                      |
|-----------------------|-------------------------------|--------------------------------------|
| Blade, squeegee inner | <b>Model:</b> HAKOMATIC B1100 | <b>REF</b> <a href="#">100SG2020</a> |
| Blade, squeegee outer | <b>Model:</b> HAKOMATIC B1100 | <b>REF</b> <a href="#">100SG2019</a> |
| Blade, squeegee rear  | <b>Model:</b> HAKOMATIC B1100 | <b>REF</b> <a href="#">100SG2018</a> |
| Blade, squeegee side  | <b>Model:</b> HAKOMATIC B1100 | <b>REF</b> <a href="#">100SG2053</a> |



## SWEEPER/BRUSH

|   |                               |                                      |
|---|-------------------------------|--------------------------------------|
| Pad assembly, main scrubber brush - 21" or 533,40 mm              | <b>Model:</b> HAKOMATIC B1100 | <b>REF</b> <a href="#">100SG2132</a> |
| Scrubber brush, main - 20" or 508,00 mm; polypropylene 0. 8; 8 SR | <b>Model:</b> HAKOMATIC B1100 | <b>REF</b> <a href="#">100SG2131</a> |
| Sweeper brush, curb - 7" or 177,80 mm; nylon; 2 SR                | <b>Model:</b> HAKOMATIC B1100 | <b>REF</b> <a href="#">100SG2128</a> |
| Sweeper brush, main - 28" or 711,20 mm; polypropylene; 10DR       | <b>Model:</b> HAKOMATIC B1100 | <b>REF</b> <a href="#">100SG2054</a> |



## VACUUM MOTOR

|                               |                               |                                      |
|-------------------------------|-------------------------------|--------------------------------------|
| Motor, vacuum - 36 VDC; 500 W | <b>Model:</b> HAKOMATIC B1100 | <b>REF</b> <a href="#">100SG2050</a> |
|-------------------------------|-------------------------------|--------------------------------------|

used for: **HAKO** series: **HAKOMATIC B70**



## HOSE

|  |                             |                                      |
|--|-----------------------------|--------------------------------------|
| Hose, vacuum - sp 7061.22; from sn 00001 | <b>Model:</b> HAKOMATIC B70 | <b>REF</b> <a href="#">100SG2079</a> |
|--|-----------------------------|--------------------------------------|



## MOTOR

|   |                             |                                      |
|---|-----------------------------|--------------------------------------|
| Motor, scrub brush - 24 VDC; 30 A; 180 RPM; sp 7061.10; from sn 00001 | <b>Model:</b> HAKOMATIC B70 | <b>REF</b> <a href="#">100SG2074</a> |
|---|-----------------------------|--------------------------------------|



## SQUEEGEE

|   |                             |                                      |
|---|-----------------------------|--------------------------------------|
| Blade, squeegee front - 37" or 939,80 mm; rubber; sp 7061.22; from sn 00001 | <b>Model:</b> HAKOMATIC B70 | <b>REF</b> <a href="#">100SG2102</a> |
| Blade, squeegee front - 37" or 939,80 mm; sp 7061.10; from sn 00001         | <b>Model:</b> HAKOMATIC B70 | <b>REF</b> <a href="#">100SG2076</a> |
| Blade, squeegee rear - 37" or 939,80 mm; rubber; sp 7061.20; from sn 00001  | <b>Model:</b> HAKOMATIC B70 | <b>REF</b> <a href="#">100SG2103</a> |
| Blade, squeegee rear - 37" or 939,80 mm; sp 7061.15; from sn 00001          | <b>Model:</b> HAKOMATIC B70 | <b>REF</b> <a href="#">100SG2077</a> |



## SWEEPER/BRUSH

|   |                             |                                      |
|---|-----------------------------|--------------------------------------|
| Scrubber brush, main - 13" or 330,20 mm; polypropylene 0.5; 5 SR; from sn 00001 | <b>Model:</b> HAKOMATIC B70 | <b>REF</b> <a href="#">101SG3513</a> |
|---|-----------------------------|--------------------------------------|



## VACUUM MOTOR

|   |                             |                                      |
|---|-----------------------------|--------------------------------------|
| Motor, vacuum - 24 VDC; sp 7061.10; from sn 00001 | <b>Model:</b> HAKOMATIC B70 | <b>REF</b> <a href="#">100SG2117</a> |
|---|-----------------------------|--------------------------------------|

used for: **HAKO** series: **HAKOMATIC B70**

used for: **HAKO** series: **HAKOMATIC B750R**

used for: **HAKO** series: **HAKOMATIC B750R**



## FILTER

|                                  |                               |                                      |
|----------------------------------|-------------------------------|--------------------------------------|
| Filter complete, solution inline | <b>Model:</b> HAKOMATIC B750R | <b>REF</b> <a href="#">100SG2073</a> |
|----------------------------------|-------------------------------|--------------------------------------|



## HOSE

|                |                               |                                      |
|----------------|-------------------------------|--------------------------------------|
| Hose, drain    | <b>Model:</b> HAKOMATIC B750R | <b>REF</b> <a href="#">100SG2114</a> |
| Hose, solution | <b>Model:</b> HAKOMATIC B750R | <b>REF</b> <a href="#">100SG2063</a> |
| Hose, squeegee | <b>Model:</b> HAKOMATIC B750R | <b>REF</b> <a href="#">100SG2062</a> |
| Hose, vacuum   | <b>Model:</b> HAKOMATIC B750R | <b>REF</b> <a href="#">100SG2027</a> |

## SQUEEGEE

|                                       |                               |                                      |
|---------------------------------------|-------------------------------|--------------------------------------|
| Blade, squeegee inner/front; standard | <b>Model:</b> HAKOMATIC B750R | <b>REF</b> <a href="#">100SG2042</a> |
| Blade, squeegee rear; standard        | <b>Model:</b> HAKOMATIC B750R | <b>REF</b> <a href="#">100SG2041</a> |



## SWEEPER/BRUSH

|  |                               |                                      |
|--|-------------------------------|--------------------------------------|
| Pad assembly, main scrubber brush - 14" or 355,60 mm             | <b>Model:</b> HAKOMATIC B750R | <b>REF</b> <a href="#">100SG2139</a> |
| Scrubber brush, main - 14" or 355,60 mm; polypropylene 0.5; 6 SR | <b>Model:</b> HAKOMATIC B750R | <b>REF</b> <a href="#">100SG2138</a> |



## VACUUM MOTOR

|                               |                               |                                      |
|-------------------------------|-------------------------------|--------------------------------------|
| Motor, vacuum - 24 VDC; 450 W | <b>Model:</b> HAKOMATIC B750R | <b>REF</b> <a href="#">100SG2035</a> |
|-------------------------------|-------------------------------|--------------------------------------|

used for: **HAKO** series: **HAKOMATIC B910**


## FILTER

|  |                              |                                      |
|--|------------------------------|--------------------------------------|
| Filter element, solution intake filter | <b>Model:</b> HAKOMATIC B910 | <b>REF</b> <a href="#">101SG3514</a> |
|--|------------------------------|--------------------------------------|



## HOSE

|              |                              |                                      |
|--------------|------------------------------|--------------------------------------|
| Hose, drain  | <b>Model:</b> HAKOMATIC B910 | <b>REF</b> <a href="#">101SG3515</a> |
| Hose, vacuum | <b>Model:</b> HAKOMATIC B910 | <b>REF</b> <a href="#">101SG3516</a> |



## MOTOR

|   |                              |                                      |
|---|------------------------------|--------------------------------------|
| Motor, scrub brush - 24 VDC; 36,5 A; 2400 RPM | <b>Model:</b> HAKOMATIC B910 | <b>REF</b> <a href="#">100SG2043</a> |
|---|------------------------------|--------------------------------------|

## SQUEEGEE

|   |                              |                                      |
|---|------------------------------|--------------------------------------|
| Blade, squeegee front; red gum  | <b>Model:</b> HAKOMATIC B910 | <b>REF</b> <a href="#">100SG2072</a> |
| Blade, squeegee front - 43" or 1092,20 mm; high - from sn 7744.00.7.3643.5; rubber                      | <b>Model:</b> HAKOMATIC B910 | <b>REF</b> <a href="#">100SG2056</a> |
| Blade, squeegee front - 43" or 1092,20 mm; oil-resistant - from sn 7744.00.7.3643.5; neoprene           | <b>Model:</b> HAKOMATIC B910 | <b>REF</b> <a href="#">100SG2024</a> |
| Blade, squeegee front - 43" or 1092,20 mm - from sn 7744.00.7.3643.5; rubber                            | <b>Model:</b> HAKOMATIC B910 | <b>REF</b> <a href="#">100SG2068</a> |
| Blade, squeegee front - 43" or 1092,20 mm; from sn 7744.00.7.3644.5; date: from 31/03/2012              | <b>Model:</b> HAKOMATIC B910 | <b>REF</b> <a href="#">100SG2084</a> |
| Blade, squeegee front - 43" or 1092,20 mm - from sn 7744.00.7.3643.5; red gum                           | <b>Model:</b> HAKOMATIC B910 | <b>REF</b> <a href="#">100SG2071</a> |
| Blade, squeegee front - 43" or 1092,20 mm; standard; up to sn 7744.00.7.3643.5; rubber                  | <b>Model:</b> HAKOMATIC B910 | <b>REF</b> <a href="#">100SG2040</a> |
| Blade, squeegee front - high; rubber  | <b>Model:</b> HAKOMATIC B910 | <b>REF</b> <a href="#">100SG2058</a> |
| Blade, squeegee front - oil-resistant; rubber   | <b>Model:</b> HAKOMATIC B910 | <b>REF</b> <a href="#">100SG2021</a> |
| Blade, squeegee front - polyurethane  | <b>Model:</b> HAKOMATIC B910 | <b>REF</b> <a href="#">100SG2066</a> |
| Blade, squeegee inner/front; standard   | <b>Model:</b> HAKOMATIC B910 | <b>REF</b> <a href="#">100SG2042</a> |
| Blade, squeegee rear red gum  | <b>Model:</b> HAKOMATIC B910 | <b>REF</b> <a href="#">100SG2070</a> |
| Blade, squeegee rear - 43" or 1092,20; high - from sn 7744.00.7.3643.5; rubber                          | <b>Model:</b> HAKOMATIC B910 | <b>REF</b> <a href="#">100SG2057</a> |
| Blade, squeegee rear - 43" or 1092,20 mm; oil-resistant; up to sn 7744.00.7.3643.5; rubber              | <b>Model:</b> HAKOMATIC B910 | <b>REF</b> <a href="#">100SG2023</a> |
| Blade, squeegee rear - 43" or 1092,20 mm - from sn 7744.0.7.3643.5; polyurethane                        | <b>Model:</b> HAKOMATIC B910 | <b>REF</b> <a href="#">100SG2069</a> |
| Blade, squeegee rear - 43" or 1092,20 mm; from sn 7744.00.7.3644.5; date: from 31/03/2012; polyurethane | <b>Model:</b> HAKOMATIC B910 | <b>REF</b> <a href="#">100SG2083</a> |
| Blade, squeegee rear - 43" or 1092,20 mm - from sn 7744.00.7.3643.5; red gum                            | <b>Model:</b> HAKOMATIC B910 | <b>REF</b> <a href="#">100SG3919</a> |
| Blade, squeegee rear - 43" or 1092,20 mm; soft - from sn 7744.00.7.3643.5; rubber                       | <b>Model:</b> HAKOMATIC B910 | <b>REF</b> <a href="#">100SG2026</a> |
| Blade, squeegee rear - 43" or 1092,20 mm; standard; - up to sn 7744.00.7.3643.5; rubber                 | <b>Model:</b> HAKOMATIC B910 | <b>REF</b> <a href="#">100SG2039</a> |
| Blade, squeegee rear - high; rubber   | <b>Model:</b> HAKOMATIC B910 | <b>REF</b> <a href="#">100SG2059</a> |
| Blade, squeegee rear - oil-resistant  | <b>Model:</b> HAKOMATIC B910 | <b>REF</b> <a href="#">100SG2022</a> |
| Blade, squeegee rear - polyurethane   | <b>Model:</b> HAKOMATIC B910 | <b>REF</b> <a href="#">100SG2067</a> |
| Blade, squeegee rear; standard  | <b>Model:</b> HAKOMATIC B910 | <b>REF</b> <a href="#">100SG2041</a> |
| Blade; squeegee side - LH; rubber   | <b>Model:</b> HAKOMATIC B910 | <b>REF</b> <a href="#">100SG2061</a> |
| Blade, squeegee side - RH; rubber   | <b>Model:</b> HAKOMATIC B910 | <b>REF</b> <a href="#">100SG2060</a> |



## SWEEPER/BRUSH

|  |                              |                                      |
|--|------------------------------|--------------------------------------|
| Scrubber brush, main - 18" or 457,20 mm; polypropylene 0.5; 8 SR | <b>Model:</b> HAKOMATIC B910 | <b>REF</b> <a href="#">101SG3607</a> |
|--|------------------------------|--------------------------------------|




## VACUUM MOTOR

|                               |                              |                                      |
|-------------------------------|------------------------------|--------------------------------------|
| Motor, vacuum - 24 VDC; 450 W | <b>Model:</b> HAKOMATIC B910 | <b>REF</b> <a href="#">100SG2127</a> |
|-------------------------------|------------------------------|--------------------------------------|

used for: **HAKO** series: **HAMSTER 500E**

used for: **HAKO** series: **HAMSTER 500E**



### FILTER

|  |                            |                                      |
|--|----------------------------|--------------------------------------|
| Filter element, dust filter – sp 6258.20 - from sn 00001 | <b>Model:</b> HAMSTER 500E | <b>REF</b> <a href="#">100SG2098</a> |
|--|----------------------------|--------------------------------------|



### MOTOR

|   |                            |                                      |
|---|----------------------------|--------------------------------------|
| Motor, main broom – 24 VDC, 200 W; sp 6258.20 - from sn 00001 | <b>Model:</b> HAMSTER 500E | <b>REF</b> <a href="#">100SG2099</a> |
|---|----------------------------|--------------------------------------|



### SWEEPER/BRUSH

|  |                            |                                      |
|--|----------------------------|--------------------------------------|
| Sweeper brush, curb – 6" or 152,40 mm; polypropylene; 2 SR; sp 6258.20 - from sn 00001 | <b>Model:</b> HAMSTER 500E | <b>REF</b> <a href="#">101SG3517</a> |
|--|----------------------------|--------------------------------------|



used for: **HAKO** series: **HAMSTER 800E**



## FILTER

|                             |                            |                                      |
|-----------------------------|----------------------------|--------------------------------------|
| Filter element, dust filter | <b>Model:</b> HAMSTER 800E | <b>REF</b> <a href="#">100SG2051</a> |
|-----------------------------|----------------------------|--------------------------------------|



## SQUEEGEE

|  |                            |                                      |
|--|----------------------------|--------------------------------------|
| Blade, squeegee inner  | <b>Model:</b> HAMSTER 800E | <b>REF</b> <a href="#">100SG2105</a> |
| Blade, squeegee rear   | <b>Model:</b> HAMSTER 800E | <b>REF</b> <a href="#">100SG2107</a> |
| Blade, squeegee side - 11" or 279,40 mm; polyurethane                                      | <b>Model:</b> HAMSTER 800E | <b>REF</b> <a href="#">100SG2106</a> |
| Blade, squeegee side - 11" or 279,40 mm; rubber; date: from 31/12/1999; rubber             | <b>Model:</b> HAMSTER 800E | <b>REF</b> <a href="#">100SG2123</a> |
| Blade, squeegee side - 11" or 279,40 mm; polyurethane; date: from 31/12/1999; polyurethane | <b>Model:</b> HAMSTER 800E | <b>REF</b> <a href="#">100SG2122</a> |



## SWEEPER/BRUSH

|  |                            |                                      |
|--|----------------------------|--------------------------------------|
| Sweeper brush, curb - 7" or 177,80 mm; nylon; 2 SR         | <b>Model:</b> HAMSTER 800E | <b>REF</b> <a href="#">100SG2111</a> |
| Sweeper brush, curb - 7" or 177,80 mm; polypropylene; 2 SR | <b>Model:</b> HAMSTER 800E | <b>REF</b> <a href="#">100SG3125</a> |
| Sweeper brush, main - 27" or 685,80 mm; nylon; 10sr        | <b>Model:</b> HAMSTER 800E | <b>REF</b> <a href="#">100SG2112</a> |

used for: **HAKO** series: **HAMSTER 800E**

used for: **HAKO** series: **JONAS 1100**

used for: **HAKO** series: **JONAS 1100**



## FILTER

|                                      |                                  |                                      |
|--------------------------------------|----------------------------------|--------------------------------------|
| Filter element, dust filter - jacket | <b>Model:</b> JONAS 1100 D, E, V | <b>REF</b> <a href="#">101SG3520</a> |
|--------------------------------------|----------------------------------|--------------------------------------|



## SWEEPER/BRUSH

|   |                                  |                                      |
|---|----------------------------------|--------------------------------------|
| Sweeper brush, curb - 10" or 254,00 mm; polypropylene; 2 SR           | <b>Model:</b> JONAS 1100 E       | <b>REF</b> <a href="#">100SG2118</a> |
| Sweeper brush, main - 34" or 863,60 mm; natural fiber; 6 DR           | <b>Model:</b> JONAS 1100 D, E, V | <b>REF</b> <a href="#">100SG2120</a> |
| Sweeper brush, main - 34" or 863,60 mm; natural fiber-iron wire; 6 DR | <b>Model:</b> JONAS 1100 D, E, V | <b>REF</b> <a href="#">100SG2119</a> |
| Sweeper brush, main - 34" or 863,60 mm; polypropylene; 6 DR           | <b>Model:</b> JONAS 1100 D, E, V | <b>REF</b> <a href="#">100SG2121</a> |

used for: **HAKO** series: **JONAS 1200**



## FILTER

|   |                                  |                                      |
|---|----------------------------------|--------------------------------------|
| Filter element, dust filter - sp 6300.30; from sn 00001                       | <b>Model:</b> JONAS 1200 B, D, V | <b>REF</b> <a href="#">100SG2086</a> |
| Filter element, dust filter – special; plate type; sp 6300.30 - from sn 00001 | <b>Model:</b> JONAS 1200 B, D, V | <b>REF</b> <a href="#">100SG2085</a> |



## MOTOR

|                                   |                                  |                                      |
|-----------------------------------|----------------------------------|--------------------------------------|
| Belt, main brush drive system     | <b>Model:</b> JONAS 1200 B, D, V | <b>REF</b> <a href="#">101SG5974</a> |
| Brushes drive motor               | <b>Model:</b> JONAS 1200 B       | <b>REF</b> <a href="#">101SG5975</a> |
| Drive motor, assembly             | <b>Model:</b> JONAS 1200 B       | <b>REF</b> <a href="#">101SG5976</a> |
| Motor, side broom – from 02/2008  | <b>Model:</b> JONAS 1200 B, D, V | <b>REF</b> <a href="#">101SG5977</a> |
| Motor, side broom – up to 01/2008 | <b>Model:</b> JONAS 1200 B, D, V | <b>REF</b> <a href="#">101SG5978</a> |



## SWEEPER/BRUSH

|  |                                  |                                      |
|--|----------------------------------|--------------------------------------|
| Sweeper brush, main – 32" or 812,80 mm; nylon; 14 DR; sp 6300.30 - from sn 00001 | <b>Model:</b> JONAS 1200 B, D, V | <b>REF</b> <a href="#">101SG3521</a> |
|--|----------------------------------|--------------------------------------|

used for: **HAKO** series: **JONAS 1200**

used for: **HAKO** series: **JONAS 1450 V**

used for: **HAKO** series: **JONAS 1450 V**



## FILTER

|                                      |                            |                                      |
|--------------------------------------|----------------------------|--------------------------------------|
| Filter element, air filter - primary | <b>Model:</b> JONAS 1450 V | <b>REF</b> <a href="#">100SG2045</a> |
| Filter element, air filter - safety  | <b>Model:</b> JONAS 1450 V | <b>REF</b> <a href="#">100SG2044</a> |
| Filter element, dust filter          | <b>Model:</b> JONAS 1450 V | <b>REF</b> <a href="#">100SG2016</a> |



## MOTOR

|   |                            |                                      |
|---|----------------------------|--------------------------------------|
| Hydromotor, scrub brush - RH; date: 01/04/1997 - 31/08/2001 | <b>Model:</b> JONAS 1450 V | <b>REF</b> <a href="#">100SG2034</a> |
| Hydromotor, scrub brush - rh; date: from 01/09/2002         | <b>Model:</b> JONAS 1450 V | <b>REF</b> <a href="#">100SG2055</a> |



## SWEEPER/BRUSH

|  |                            |                                      |
|--|----------------------------|--------------------------------------|
| Sweeper brush, curb - 13" or 330,20 mm; polypropylene; 3 SR; date: from 09/01/2002 | <b>Model:</b> JONAS 1450 V | <b>REF</b> <a href="#">100SG2137</a> |
|--|----------------------------|--------------------------------------|

used for: **HAKO** series: **JONAS 1700 D**



## FILTER

|                             |                            |                                      |
|-----------------------------|----------------------------|--------------------------------------|
| Filter element, dust filter | <b>Model:</b> JONAS 1700 D | <b>REF</b> <a href="#">100SG2038</a> |
|-----------------------------|----------------------------|--------------------------------------|



## SQUEEGEE

|                       |                            |                                      |
|-----------------------|----------------------------|--------------------------------------|
| Blade, squeegee outer | <b>Model:</b> JONAS 1700 D | <b>REF</b> <a href="#">100SG2029</a> |
| Blade, squeegee rear  | <b>Model:</b> JONAS 1700 D | <b>REF</b> <a href="#">100SG2028</a> |
| Blade, squeegee side  | <b>Model:</b> JONAS 1700 D | <b>REF</b> <a href="#">100SG2030</a> |




## SWEEPER/BRUSH

|  |                            |                                      |
|--|----------------------------|--------------------------------------|
| Sweeper brush, curb - 8" or 203,20 mm; polypropylene; 3 SR   | <b>Model:</b> JONAS 1700 D | <b>REF</b> <a href="#">100SG2129</a> |
| Sweeper brush, main - 49" or 1244,60 mm; polypropylene; 6 TR | <b>Model:</b> JONAS 1700 D | <b>REF</b> <a href="#">100SG2130</a> |

used for: **HAKO** series: **JONAS 1700 D**

used for: **HAKO** series: **JONAS 1900 D**

used for: **HAKO** series: **JONAS 1900 D**



### FILTER

|   |                            |                                      |
|---|----------------------------|--------------------------------------|
| Filter assembly, fuel – sp 6330.20 - from sn 00001            | <b>Model:</b> JONAS 1900 D | <b>REF</b> <a href="#">100SG3128</a> |
| Filter element, dust filter – sp 6330.20 - from sn 00001      | <b>Model:</b> JONAS 1900 D | <b>REF</b> <a href="#">100SG2115</a> |
| Filter element, inner air filter – sp 6330.20 - from sn 00001 | <b>Model:</b> JONAS 1900 D | <b>REF</b> <a href="#">100SG3127</a> |
| Filter element, outer air filter – sp 6330.20 - from sn 00001 | <b>Model:</b> JONAS 1900 D | <b>REF</b> <a href="#">100SG3126</a> |



### MOTOR

|   |                            |                                      |
|---|----------------------------|--------------------------------------|
| Motor, main broom – hydraulic; sp 6330.20 - from sn 00001 | <b>Model:</b> JONAS 1900 D | <b>REF</b> <a href="#">100SG2116</a> |
|---|----------------------------|--------------------------------------|



### SWEEPER/BRUSH

|  |                            |                                      |
|--|----------------------------|--------------------------------------|
| Sweeper brush, main – 48" or 1219,20 mm; nylon; 8 DR; sp 6330.20 - from sn 00001 | <b>Model:</b> JONAS 1900 D | <b>REF</b> <a href="#">101SG3522</a> |
|--|----------------------------|--------------------------------------|

used for: **HAKO** series: **JONAS 900 E**



## FILTER

Filter element, dust filter – from sn 00001

**Model:** JONAS 900 E

**REF** [100SG2092](#)



## SWEEPER/BRUSH

Sweeper brush, curb - 10" or 254,00 mm; polyester; 2 SR; RH; from sn 00001

**Model:** JONAS 900 E

**REF** [101SG3518](#)

used for: **HAKO** series: **JONAS 900 E**



used for: **HAKO** series: **JONAS 950 V**

used for: **HAKO** series: **JONAS 950 V**



## FILTER

|                             |                           |                                      |
|-----------------------------|---------------------------|--------------------------------------|
| Filter element, dust filter | <b>Model:</b> JONAS 950 V | <b>REF</b> <a href="#">100SG2036</a> |
|-----------------------------|---------------------------|--------------------------------------|



## SQUEEGEE

|                       |                           |                                      |
|-----------------------|---------------------------|--------------------------------------|
| Blade, squeegee inner | <b>Model:</b> JONAS 950 V | <b>REF</b> <a href="#">100SG2032</a> |
| Blade, squeegee outer | <b>Model:</b> JONAS 950 V | <b>REF</b> <a href="#">100SG2037</a> |
| Blade, squeegee side  | <b>Model:</b> JONAS 950 V | <b>REF</b> <a href="#">100SG2031</a> |



## SWEEPER/BRUSH

|  |                           |                                      |
|--|---------------------------|--------------------------------------|
| Sweeper brush, curb - 10" or 254,00 mm; polypropylene; 2 SR  | <b>Model:</b> JONAS 950 V | <b>REF</b> <a href="#">100SG2136</a> |
| Sweeper brush, main - 28" or 711,20 mm; polypropylene; 12 DR | <b>Model:</b> JONAS 950 V | <b>REF</b> <a href="#">100SG2134</a> |

used for: **HAKO** series: **JONAS 980**



## FILTER

|   |                           |                                      |
|---|---------------------------|--------------------------------------|
| Filter element, dust filter - from sn 00001 | <b>Model:</b> JONAS 980 V | <b>REF</b> <a href="#">100SG2092</a> |
|---|---------------------------|--------------------------------------|



## SWEEPER/BRUSH

|   |                               |                                      |
|---|-------------------------------|--------------------------------------|
| Sweeper brush, curb - 10" or 254,00 mm; polyester; 2 SR; RH; from sn 00001      | <b>Model:</b> JONAS 980 V, VH | <b>REF</b> <a href="#">101SG3518</a> |
| Sweeper brush, curb - 10" or 254,00 mm; polypropylene; 2 SR; RH - from sn 00001 | <b>Model:</b> JONAS 980 V, VH | <b>REF</b> <a href="#">101SG3519</a> |

used for: **HAKO** series: **JONAS 980**

used for: **HAKO** series: **SCRUBMASTER B115R**

used for: **HAKO** series: **SCRUBMASTER B115R**



## FILTER

|                                  |                                 |                                      |
|----------------------------------|---------------------------------|--------------------------------------|
| Filter complete, solution inline | <b>Model:</b> SCRUBMASTER B115R | <b>REF</b> <a href="#">100SG2073</a> |
|----------------------------------|---------------------------------|--------------------------------------|



## HOSE

|                |                                 |                                      |
|----------------|---------------------------------|--------------------------------------|
| Hose, drain    | <b>Model:</b> SCRUBMASTER B115R | <b>REF</b> <a href="#">100SG2114</a> |
| Hose, solution | <b>Model:</b> SCRUBMASTER B115R | <b>REF</b> <a href="#">100SG2064</a> |
| Hose, squeegee | <b>Model:</b> SCRUBMASTER B115R | <b>REF</b> <a href="#">100SG2062</a> |
| Hose, vacuum   | <b>Model:</b> SCRUBMASTER B115R | <b>REF</b> <a href="#">100SG2027</a> |



## SQUEEGEE

|   |                                 |                                      |
|---|---------------------------------|--------------------------------------|
| Blade, squeegee front - 37" or 939,80 mm; sp 7061.10; from sn 00001 | <b>Model:</b> SCRUBMASTER B115R | <b>REF</b> <a href="#">100SG2076</a> |
| Blade, squeegee rear - 37" or 939,80 mm; sp 7061.15; from sn 00001  | <b>Model:</b> SCRUBMASTER B115R | <b>REF</b> <a href="#">100SG2077</a> |
| Blade, squeegee side - rubber                                       | <b>Model:</b> SCRUBMASTER B115R | <b>REF</b> <a href="#">100SG2065</a> |



## SWEEPER/BRUSH

|  |                                 |                                      |
|--|---------------------------------|--------------------------------------|
| Pad assembly, main scrubber brush - 14" or 355,60 mm             | <b>Model:</b> SCRUBMASTER B115R | <b>REF</b> <a href="#">100SG2139</a> |
| Scrubber brush, main - 14" or 355,60 mm; polypropylene 0.5; 6 SR | <b>Model:</b> SCRUBMASTER B115R | <b>REF</b> <a href="#">100SG2138</a> |



## VACUUM MOTOR

|                               |                                 |                                      |
|-------------------------------|---------------------------------|--------------------------------------|
| Motor, vacuum - 24 VDC; 450 W | <b>Model:</b> SCRUBMASTER B115R | <b>REF</b> <a href="#">100SG2035</a> |
|-------------------------------|---------------------------------|--------------------------------------|

used for: **HAKO** series: **SCRUBMASTER B45**



## FILTER

|                                  |                               |                                      |
|----------------------------------|-------------------------------|--------------------------------------|
| Filter complete, solution inline | <b>Model:</b> SCRUBMASTER B45 | <b>REF</b> <a href="#">100SG2097</a> |
|----------------------------------|-------------------------------|--------------------------------------|



## HOSE

|                |                               |                                      |
|----------------|-------------------------------|--------------------------------------|
| Hose, drain    | <b>Model:</b> SCRUBMASTER B45 | <b>REF</b> <a href="#">100SG2100</a> |
| Hose, solution | <b>Model:</b> SCRUBMASTER B45 | <b>REF</b> <a href="#">100SG2113</a> |
| Hose, squeegee | <b>Model:</b> SCRUBMASTER B45 | <b>REF</b> <a href="#">100SG2096</a> |
| Hose, vacuum   | <b>Model:</b> SCRUBMASTER B45 | <b>REF</b> <a href="#">100SG2101</a> |

## SQUEEGEE

|  |                               |                                      |
|--|-------------------------------|--------------------------------------|
| Blade, squeegee front - 32" or 812,80 mm; polyurethane | <b>Model:</b> SCRUBMASTER B45 | <b>REF</b> <a href="#">100SG2095</a> |
| Blade, squeegee rear - 32" or 812,80 mm; polyurethane  | <b>Model:</b> SCRUBMASTER B45 | <b>REF</b> <a href="#">100SG2094</a> |



## SWEEPER/BRUSH

|  |                               |                                      |
|--|-------------------------------|--------------------------------------|
| Pad assembly, main scrubber brush - 17" or 431,80 mm             | <b>Model:</b> SCRUBMASTER B45 | <b>REF</b> <a href="#">100SG2142</a> |
| Scrubber brush, main - 17" or 431,80 mm; polypropylene 0.5; 7 SR | <b>Model:</b> SCRUBMASTER B45 | <b>REF</b> <a href="#">100SG2143</a> |



## VACUUM MOTOR

|                         |                               |                                      |
|-------------------------|-------------------------------|--------------------------------------|
| Motor, vacuum - suction | <b>Model:</b> SCRUBMASTER B45 | <b>REF</b> <a href="#">101SG3523</a> |
|-------------------------|-------------------------------|--------------------------------------|

used for: **HAKO** series: **SCRUBMASTER B45**

used for: **HAKO** series: **SCRUBMASTER B90**

used for: **HAKO** series: **SCRUBMASTER B90**



## FILTER

|                         |                               |                                      |
|-------------------------|-------------------------------|--------------------------------------|
| Filter, solution inline | <b>Model:</b> SCRUBMASTER B90 | <b>REF</b> <a href="#">100SG2081</a> |
|-------------------------|-------------------------------|--------------------------------------|



## HOSE

|  |                               |                                      |
|--|-------------------------------|--------------------------------------|
| Hose, drain                              | <b>Model:</b> SCRUBMASTER B90 | <b>REF</b> <a href="#">100SG2080</a> |
| Hose, solution                           | <b>Model:</b> SCRUBMASTER B90 | <b>REF</b> <a href="#">100SG2093</a> |
| Hose, vacuum - sp 7061.22; from sn 00001 | <b>Model:</b> SCRUBMASTER B90 | <b>REF</b> <a href="#">100SG2079</a> |
| Hose, vacuum                             | <b>Model:</b> SCRUBMASTER B90 | <b>REF</b> <a href="#">100SG2078</a> |



## SQUEEGEE

|   |                               |                                      |
|---|-------------------------------|--------------------------------------|
| Blade, squeegee front - 43" or 1092,20 mm; from sn 7744.00.7.3644.5; date: from 31/03/2012              | <b>Model:</b> SCRUBMASTER B90 | <b>REF</b> <a href="#">100SG2084</a> |
| Blade, squeegee rear - 43" or 1092,20 mm; from sn 7744.00.7.3644.5; date: from 31/03/2012; polyurethane | <b>Model:</b> SCRUBMASTER B90 | <b>REF</b> <a href="#">100SG2083</a> |



## SWEEPER/BRUSH

|  |                               |                                      |
|--|-------------------------------|--------------------------------------|
| Pad assembly, main scrubber brush - 17" or 431,80 mm             | <b>Model:</b> SCRUBMASTER B90 | <b>REF</b> <a href="#">100SG2141</a> |
| Scrubber brush, main - 17" or 431,80 mm; polypropylene 0.5; 7 SR | <b>Model:</b> SCRUBMASTER B90 | <b>REF</b> <a href="#">100SG2140</a> |



## VACUUM MOTOR

|                        |                               |                                      |
|------------------------|-------------------------------|--------------------------------------|
| Motor, vacuum - 24 VDC | <b>Model:</b> SCRUBMASTER B90 | <b>REF</b> <a href="#">100SG2082</a> |
|------------------------|-------------------------------|--------------------------------------|



USED FOR  
**KARCHER**

used for: **KARCHER** series: **BD 100 R**

used for: **KARCHER** series: **BD 100 R**



## HOSE

|                              |                        |                                      |
|------------------------------|------------------------|--------------------------------------|
| Hose, vacuum - oil-resistant | <b>Model:</b> BD 100 R | <b>REF</b> <a href="#">100SG2155</a> |
| Hose, vacuum - suction       | <b>Model:</b> BD 100 R | <b>REF</b> <a href="#">100SG2156</a> |
| Hose, vacuum - vacuum motor  | <b>Model:</b> BD 100 R | <b>REF</b> <a href="#">100SG2145</a> |



## SQUEEGEE

|   |                        |                                      |
|---|------------------------|--------------------------------------|
| Blade kit, squeegee – standard; polyurethane; length: 1440 mm   | <b>Model:</b> BD 100 R | <b>REF</b> <a href="#">100SG2159</a> |
| Blade kit, squeegee – anti strip; polyurethane; length: 1210 mm | <b>Model:</b> BD 100 R | <b>REF</b> <a href="#">100SG2158</a> |
| Blade, squeegee side  | <b>Model:</b> BD 100 R | <b>REF</b> <a href="#">100SG2160</a> |



## SWEEPER/BRUSH

|  |                        |                                      |
|--|------------------------|--------------------------------------|
| Scrubber brush main - red - polypropylene; 0,7 | <b>Model:</b> BD 100 R | <b>REF</b> <a href="#">101SG3981</a> |
| Scrubber brush main - black - ABR nylon        | <b>Model:</b> BD 100 R | <b>REF</b> <a href="#">101SG3982</a> |



used for: **KARCHER** series: **BD 250 R**



## FILTER

|   |                        |                                      |
|---|------------------------|--------------------------------------|
| Filter element, dust filter - polypropylene; 3 SR | <b>Model:</b> BD 250 R | <b>REF</b> <a href="#">101SG3532</a> |
|---|------------------------|--------------------------------------|



## HOSE

|                              |                        |                                      |
|------------------------------|------------------------|--------------------------------------|
| Hose, vacuum - oil-resistant | <b>Model:</b> BD 250 R | <b>REF</b> <a href="#">100SG2155</a> |
| Hose, vacuum - suction       | <b>Model:</b> BD 250 R | <b>REF</b> <a href="#">100SG2156</a> |
| Hose, vacuum - vacuum motor  | <b>Model:</b> BD 250 R | <b>REF</b> <a href="#">100SG2145</a> |



## SQUEEGEE

|   |                        |                                      |
|---|------------------------|--------------------------------------|
| Blade kit, squeegee – standard; polyurethane; length: 1440 mm   | <b>Model:</b> BD 250 R | <b>REF</b> <a href="#">100SG2159</a> |
| Blade kit, squeegee – anti strip; polyurethane; length: 1210 mm | <b>Model:</b> BD 250 R | <b>REF</b> <a href="#">100SG2158</a> |
| Blade, squeegee side  | <b>Model:</b> BD 250 R | <b>REF</b> <a href="#">100SG2160</a> |



## SWEEPER/BRUSH

|  |                        |                                      |
|--|------------------------|--------------------------------------|
| Scrubber brush main - red - polypropylene; 0,7 | <b>Model:</b> BD 250 R | <b>REF</b> <a href="#">101SG3981</a> |
| Scrubber brush main - black - ABR nylon        | <b>Model:</b> BD 250 R | <b>REF</b> <a href="#">101SG3982</a> |



## VACUUM MOTOR

|                        |                        |                                      |
|------------------------|------------------------|--------------------------------------|
| Motor, vacuum - 36 VDC | <b>Model:</b> BD 250 R | <b>REF</b> <a href="#">100SG2157</a> |
|------------------------|------------------------|--------------------------------------|

used for: **KARCHER** series: **BD 250 R**

used for: **KARCHER** series: **BD 45/40**

used for: **KARCHER** series: **BD 45/40**



## FILTER

|                             |                        |                                      |
|-----------------------------|------------------------|--------------------------------------|
| Filter element, dust filter | <b>Model:</b> BD 45/40 | <b>REF</b> <a href="#">101SG3527</a> |
|-----------------------------|------------------------|--------------------------------------|



## HOSE

|                             |                        |                                      |
|-----------------------------|------------------------|--------------------------------------|
| Hose, solution              | <b>Model:</b> BD 45/40 | <b>REF</b> <a href="#">100SG2146</a> |
| Hose, vacuum - suction      | <b>Model:</b> BD 45/40 | <b>REF</b> <a href="#">100SG2144</a> |
| Hose, vacuum - vacuum motor | <b>Model:</b> BD 45/40 | <b>REF</b> <a href="#">100SG2145</a> |



## SQUEEGEE

|   |                        |                                      |
|---|------------------------|--------------------------------------|
| Blade kit, squeegee – oil-resistant; polyurethane                     | <b>Model:</b> BD 45/40 | <b>REF</b> <a href="#">100SG2151</a> |
| Blade kit, squeegee – standard; rubber                                | <b>Model:</b> BD 45/40 | <b>REF</b> <a href="#">100SG2152</a> |
| Blade kit, squeegee – anti strip; oil-resistant; polyurethane; 890 mm | <b>Model:</b> BD 45/40 | <b>REF</b> <a href="#">100SG2150</a> |
| Squeegee assembly - curved  | <b>Model:</b> BD 45/40 | <b>REF</b> <a href="#">100SG2147</a> |
| Squeegee assembly - curved; oil-resistant                             | <b>Model:</b> BD 45/40 | <b>REF</b> <a href="#">100SG2148</a> |
| Squeegee assembly - straight  | <b>Model:</b> BD 45/40 | <b>REF</b> <a href="#">100SG2149</a> |



## SWEEPER/BRUSH

|   |                        |                                      |
|---|------------------------|--------------------------------------|
| Scrubber brush, main - 18" or 457,20 mm; natural fiber; 9 SR        | <b>Model:</b> BD 45/40 | <b>REF</b> <a href="#">101SG3526</a> |
| Scrubber brush, main - 18" or 457,20 mm; polypropylene; 10SR; white | <b>Model:</b> BD 45/40 | <b>REF</b> <a href="#">101SG3525</a> |
| Scrubber brush, main - 18" or 457,20 mm; Tynex; 8 SR; black         | <b>Model:</b> BD 45/40 | <b>REF</b> <a href="#">101SG3524</a> |



## VACUUM MOTOR

|                               |                        |                                      |
|-------------------------------|------------------------|--------------------------------------|
| Motor, vacuum - 230 VAC; 60hz | <b>Model:</b> BD 45/40 | <b>REF</b> <a href="#">100SG2167</a> |
|-------------------------------|------------------------|--------------------------------------|

used for: **KARCHER** series: **BD 55/40**



## FILTER

|                             |                        |                                      |
|-----------------------------|------------------------|--------------------------------------|
| Filter element, dust filter | <b>Model:</b> BD 55/40 | <b>REF</b> <a href="#">101SG3527</a> |
|-----------------------------|------------------------|--------------------------------------|



## HOSE

|                             |                        |                                      |
|-----------------------------|------------------------|--------------------------------------|
| Hose, solution              | <b>Model:</b> BD 55/40 | <b>REF</b> <a href="#">100SG2146</a> |
| Hose, vacuum - suction      | <b>Model:</b> BD 55/40 | <b>REF</b> <a href="#">100SG2144</a> |
| Hose, vacuum - vacuum motor | <b>Model:</b> BD 55/40 | <b>REF</b> <a href="#">100SG2145</a> |



## MOTOR

|                                       |                        |                                      |
|---------------------------------------|------------------------|--------------------------------------|
| 230 V 50 HZ; length: 3,6" or 91,5 mm  | <b>Model:</b> BD 55/40 | <b>REF</b> <a href="#">101SG6012</a> |
| 230 V 50 HZ; length: 0,65" or 16,5 mm | <b>Model:</b> BD 55/40 | <b>REF</b> <a href="#">101SG6013</a> |
| 230 V 50 HZ; length: 3,8" or 96,5 mm  | <b>Model:</b> BD 55/40 | <b>REF</b> <a href="#">101SG6014</a> |
| 24 V; length: 3,6" or 91,5 mm         | <b>Model:</b> BD 55/40 | <b>REF</b> <a href="#">101SG6015</a> |
| 24 V; length 0,69" or 17,5 mm         | <b>Model:</b> BD 55/40 | <b>REF</b> <a href="#">101SG6016</a> |
| 24 V; length 3,8" or 96,5 mm          | <b>Model:</b> BD 55/40 | <b>REF</b> <a href="#">101SG6017</a> |
| Motor replacement                     | <b>Model:</b> BD 55/40 | <b>REF</b> <a href="#">101SG6018</a> |



## SQUEEGEE

|   |                        |                                      |
|---|------------------------|--------------------------------------|
| Blade kit, squeegee – oil-resistant; polyurethane                     | <b>Model:</b> BD 55/40 | <b>REF</b> <a href="#">100SG2151</a> |
| Blade kit, squeegee – standard; rubber                                | <b>Model:</b> BD 55/40 | <b>REF</b> <a href="#">100SG2152</a> |
| Blade kit, squeegee – anti strip; oil-resistant; polyurethane; 890 mm | <b>Model:</b> BD 55/40 | <b>REF</b> <a href="#">100SG2150</a> |



## SWEEPER/BRUSH

|                              |                        |                                      |
|------------------------------|------------------------|--------------------------------------|
| Sweeper brush, main - black  | <b>Model:</b> BD 55/40 | <b>REF</b> <a href="#">101SG3529</a> |
| Sweeper brush, main - nature | <b>Model:</b> BD 55/40 | <b>REF</b> <a href="#">101SG3530</a> |
| Sweeper brush, main - white  | <b>Model:</b> BD 55/40 | <b>REF</b> <a href="#">101SG3528</a> |



## VACUUM MOTOR

|                       |                        |                                      |
|-----------------------|------------------------|--------------------------------------|
| Motor, vacuum - 420 W | <b>Model:</b> BD 55/40 | <b>REF</b> <a href="#">101SG3531</a> |
|-----------------------|------------------------|--------------------------------------|

used for: **KARCHER** series: **BR 100 R**

used for: **KARCHER** series: **BR 100 R**



### HOSE

|                              |                        |                                      |
|------------------------------|------------------------|--------------------------------------|
| Hose, vacuum - oil-resistant | <b>Model:</b> BR 100 R | <b>REF</b> <a href="#">100SG2155</a> |
| Hose, vacuum - suction       | <b>Model:</b> BR 100 R | <b>REF</b> <a href="#">100SG2156</a> |
| Hose, vacuum - vacuum motor  | <b>Model:</b> BR 100 R | <b>REF</b> <a href="#">100SG2145</a> |



### SQUEEGEE

|   |                        |                                      |
|---|------------------------|--------------------------------------|
| Blade kit, squeegee – anti strip; polyurethane; length: 1210 mm | <b>Model:</b> BR 100 R | <b>REF</b> <a href="#">100SG2158</a> |
|---|------------------------|--------------------------------------|



### VACUUM MOTOR

|                        |                        |                                      |
|------------------------|------------------------|--------------------------------------|
| Motor, vacuum - 36 VDC | <b>Model:</b> BR 100 R | <b>REF</b> <a href="#">100SG2157</a> |
|------------------------|------------------------|--------------------------------------|

used for: **KARCHER** series: **BR 120 R**



## FILTER

|   |                        |                                      |
|---|------------------------|--------------------------------------|
| Filter element, dust filter - polypropylene; 3 SR | <b>Model:</b> BR 120 R | <b>REF</b> <a href="#">101SG3532</a> |
|---|------------------------|--------------------------------------|



## HOSE

|                              |                        |                                      |
|------------------------------|------------------------|--------------------------------------|
| Hose, vacuum - oil-resistant | <b>Model:</b> BR 120 R | <b>REF</b> <a href="#">100SG2155</a> |
| Hose, vacuum - suction       | <b>Model:</b> BR 120 R | <b>REF</b> <a href="#">100SG2156</a> |
| Hose, vacuum - vacuum motor  | <b>Model:</b> BR 120 R | <b>REF</b> <a href="#">100SG2145</a> |



## SQUEEGEE

|   |                        |                                      |
|---|------------------------|--------------------------------------|
| Blade kit, squeegee – standard; polyurethane; length: 1440 mm   | <b>Model:</b> BR 120 R | <b>REF</b> <a href="#">100SG2159</a> |
| Blade kit, squeegee – anti strip; polyurethane; length: 1210 mm | <b>Model:</b> BR 120 R | <b>REF</b> <a href="#">100SG2158</a> |
| Squeegee assembly - curved                                      | <b>Model:</b> BR 120 R | <b>REF</b> <a href="#">100SG2161</a> |
| Squeegee assembly - straight                                    | <b>Model:</b> BR 120 R | <b>REF</b> <a href="#">100SG2162</a> |



## SWEEPER/BRUSH

|   |                        |                                      |
|---|------------------------|--------------------------------------|
| Sweeper brush, curb - 8" or 203,20 mm; polypropylene; 3 SR  | <b>Model:</b> BR 120 R | <b>REF</b> <a href="#">100SG2154</a> |
| Sweeper brush, main - 28" or 711,20 mm; polypropylene; 6 DR | <b>Model:</b> BR 120 R | <b>REF</b> <a href="#">100SG2153</a> |



## VACUUM MOTOR

|                        |                        |                                      |
|------------------------|------------------------|--------------------------------------|
| Motor, vacuum - 36 VDC | <b>Model:</b> BR 120 R | <b>REF</b> <a href="#">100SG2157</a> |
|------------------------|------------------------|--------------------------------------|

used for: **KARCHER** series: **BR 120 R**

used for: **KARCHER** series: **BR 250 R**

used for: **KARCHER** series: **BR 250 R**



## HOSE

|                              |                        |                                      |
|------------------------------|------------------------|--------------------------------------|
| Hose, vacuum - oil-resistant | <b>Model:</b> BR 250 R | <b>REF</b> <a href="#">100SG2155</a> |
| Hose, vacuum - suction       | <b>Model:</b> BR 250 R | <b>REF</b> <a href="#">100SG2156</a> |
| Hose, vacuum - vacuum motor  | <b>Model:</b> BR 250 R | <b>REF</b> <a href="#">100SG2145</a> |



## SQUEEGEE

|   |                        |                                      |
|---|------------------------|--------------------------------------|
| Blade kit, squeegee – standard; polyurethane; length: 1440 mm   | <b>Model:</b> BR 250 R | <b>REF</b> <a href="#">100SG2159</a> |
| Blade kit, squeegee – anti strip; polyurethane; length: 1210 mm | <b>Model:</b> BR 250 R | <b>REF</b> <a href="#">100SG2158</a> |



## SWEEPER/BRUSH

|   |                        |                                      |
|---|------------------------|--------------------------------------|
| Sweeper brush, curb - 8" or 203,20 mm; polypropylene; 3 SR  | <b>Model:</b> BR 250 R | <b>REF</b> <a href="#">100SG2154</a> |
| Sweeper brush, main - 28" or 711,20 mm; polypropylene; 6 DR | <b>Model:</b> BR 250 R | <b>REF</b> <a href="#">100SG2153</a> |



## VACUUM MOTOR

|                        |                        |                                      |
|------------------------|------------------------|--------------------------------------|
| Motor, vacuum - 36 VDC | <b>Model:</b> BR 250 R | <b>REF</b> <a href="#">100SG2157</a> |
|------------------------|------------------------|--------------------------------------|

used for: **KARCHER** series: **BR 45/40**



## FILTER

|                             |                        |                                      |
|-----------------------------|------------------------|--------------------------------------|
| Filter element, dust filter | <b>Model:</b> BR 45/40 | <b>REF</b> <a href="#">101SG3527</a> |
|-----------------------------|------------------------|--------------------------------------|



## HOSE

|                             |                        |                                      |
|-----------------------------|------------------------|--------------------------------------|
| Hose, vacuum - suction      | <b>Model:</b> BR 45/40 | <b>REF</b> <a href="#">100SG2144</a> |
| Hose, vacuum - vacuum motor | <b>Model:</b> BR 45/40 | <b>REF</b> <a href="#">100SG2145</a> |



## SQUEEGEE

|   |                        |                                      |
|---|------------------------|--------------------------------------|
| Blade kit, squeegee – oil-resistant; polyurethane                     | <b>Model:</b> BR 45/40 | <b>REF</b> <a href="#">100SG2151</a> |
| Blade kit, squeegee – standard; rubber                                | <b>Model:</b> BR 45/40 | <b>REF</b> <a href="#">100SG2152</a> |
| Blade kit, squeegee – anti strip; oil-resistant; polyurethane; 890 mm | <b>Model:</b> BR 45/40 | <b>REF</b> <a href="#">100SG2150</a> |



## SWEEPER/BRUSH

|  |                        |                                      |
|--|------------------------|--------------------------------------|
| Scrubber brush, main - 18" or 457,20 mm; polypropylene; 20sr; red; standard; cylindrical | <b>Model:</b> BR 45/40 | <b>REF</b> <a href="#">101SG3535</a> |
| Scrubber brush, main - black   | <b>Model:</b> BR 45/40 | <b>REF</b> <a href="#">101SG3533</a> |
| Scrubber brush, main - white   | <b>Model:</b> BR 45/40 | <b>REF</b> <a href="#">101SG3534</a> |



## VACUUM MOTOR

|                       |                        |                                      |
|-----------------------|------------------------|--------------------------------------|
| Motor, vacuum - 420 W | <b>Model:</b> BR 45/40 | <b>REF</b> <a href="#">101SG3531</a> |
|-----------------------|------------------------|--------------------------------------|

used for: **KARCHER** series: **BR 45/40**



used for: **KARCHER** series: **BR 55/40**

used for: **KARCHER** series: **BR 55/40**



## FILTER

|                             |                        |                                      |
|-----------------------------|------------------------|--------------------------------------|
| Filter element, dust filter | <b>Model:</b> BR 55/40 | <b>REF</b> <a href="#">101SG3527</a> |
|-----------------------------|------------------------|--------------------------------------|



## HOSE

|                             |                        |                                      |
|-----------------------------|------------------------|--------------------------------------|
| Hose, vacuum - suction      | <b>Model:</b> BR 55/40 | <b>REF</b> <a href="#">100SG2144</a> |
| Hose, vacuum - vacuum motor | <b>Model:</b> BR 55/40 | <b>REF</b> <a href="#">100SG2145</a> |



## SQUEEGEE

|   |                        |                                      |
|---|------------------------|--------------------------------------|
| Blade kit, squeegee – oil-resistant; polyurethane                     | <b>Model:</b> BR 55/40 | <b>REF</b> <a href="#">100SG2151</a> |
| Blade kit, squeegee – standard; rubber                                | <b>Model:</b> BR 55/40 | <b>REF</b> <a href="#">100SG2152</a> |
| Blade kit, squeegee – anti strip; oil-resistant; polyurethane; 890 mm | <b>Model:</b> BR 55/40 | <b>REF</b> <a href="#">100SG2150</a> |
| Squeegee assembly - curved  | <b>Model:</b> BR 55/40 | <b>REF</b> <a href="#">100SG2147</a> |
| Squeegee assembly - curved; oil-resistant                             | <b>Model:</b> BR 55/40 | <b>REF</b> <a href="#">100SG2148</a> |
| Squeegee assembly - straight  | <b>Model:</b> BR 55/40 | <b>REF</b> <a href="#">100SG2149</a> |



## SWEEPER/BRUSH

|  |                        |                                      |
|--|------------------------|--------------------------------------|
| Scrubber brush, main – 18" or 457,20 mm; nylon; 20SR; orange; cylindrical                | <b>Model:</b> BR 55/40 | <b>REF</b> <a href="#">101SG3536</a> |
| Scrubber brush, main – 18" or 457,20 mm; Tynex; 20SR; black; cylindrical                 | <b>Model:</b> BR 55/40 | <b>REF</b> <a href="#">101SG3538</a> |
| Scrubber brush, main – 22" or 558,80 mm; polypropylene; 20SR; red; standard; cylindrical | <b>Model:</b> BR 55/40 | <b>REF</b> <a href="#">101SG3540</a> |
| Scrubber brush, main - green; cylindrical  | <b>Model:</b> BR 55/40 | <b>REF</b> <a href="#">101SG3539</a> |
| Scrubber brush, main - white; cylindrical  | <b>Model:</b> BR 55/40 | <b>REF</b> <a href="#">101SG3537</a> |



## VACUUM MOTOR

|                       |                        |                                      |
|-----------------------|------------------------|--------------------------------------|
| Motor, vacuum - 420 W | <b>Model:</b> BR 55/40 | <b>REF</b> <a href="#">101SG3531</a> |
|-----------------------|------------------------|--------------------------------------|

used for: **KARCHER** series: **KMR 1700**

used for: **KARCHER** series: **KMR 1700**



## FILTER

|                             |                                  |                                      |
|-----------------------------|----------------------------------|--------------------------------------|
| Filter element, dust filter | <b>Model:</b> KMR 1700 B, D, LPG | <b>REF</b> <a href="#">101SG3541</a> |
|-----------------------------|----------------------------------|--------------------------------------|



## MOTOR

|  |                                  |                                      |
|--|----------------------------------|--------------------------------------|
| Gear motor complete sweep tank         | <b>Model:</b> KMR 1700 B, D, LPG | <b>REF</b> <a href="#">101SG5984</a> |
| Hydraulic motor reserving rolling mill | <b>Model:</b> KMR 1700 B, D, LPG | <b>REF</b> <a href="#">101SG6019</a> |
| Hydraulic motor side broom             | <b>Model:</b> KMR 1700 B, D, LPG | <b>REF</b> <a href="#">101SG6020</a> |
| Hydraulic motor blower                 | <b>Model:</b> KMR 1700 B, D, LPG | <b>REF</b> <a href="#">101SG6021</a> |
| Hydraulic motor rear wheel             | <b>Model:</b> KMR 1700 B, D, LPG | <b>REF</b> <a href="#">101SG6022</a> |



## SQUEEGEE

|                        |                        |                                      |
|------------------------|------------------------|--------------------------------------|
| Squeegee               | <b>Model:</b> KMR 1700 | <b>REF</b> <a href="#">101SG5985</a> |
| Squeegee; front        | <b>Model:</b> KMR 1700 | <b>REF</b> <a href="#">101SG5986</a> |
| Squeegee; rear; inner  | <b>Model:</b> KMR 1700 | <b>REF</b> <a href="#">101SG5987</a> |
| Squeegee; rear; outer  | <b>Model:</b> KMR 1700 | <b>REF</b> <a href="#">101SG5988</a> |
| Squeegee; side; gasket | <b>Model:</b> KMR 1700 | <b>REF</b> <a href="#">101SG5989</a> |
| Squeegee; side; LH     | <b>Model:</b> KMR 1700 | <b>REF</b> <a href="#">101SG5990</a> |
| Squeegee; side; RH     | <b>Model:</b> KMR 1700 | <b>REF</b> <a href="#">101SG5991</a> |



## SWEEPER/BRUSH

|   |                                  |                                      |
|---|----------------------------------|--------------------------------------|
| Sweeper brush, curb - 11" or 279,40 mm; polypropylene; 3 SR                       | <b>Model:</b> KMR 1700 B, D, LPG | <b>REF</b> <a href="#">100SG2163</a> |
| Sweeper brush, main - 42" or 1066,80 mm; polypropylene; 6 TR; mill profi          | <b>Model:</b> KMR 1700 B, D, LPG | <b>REF</b> <a href="#">100SG2165</a> |
| Sweeper brush, main - 42" or 1066,80 mm; polypropylene; 6 TR; mill soft           | <b>Model:</b> KMR 1700 B, D, LPG | <b>REF</b> <a href="#">100SG2166</a> |
| Sweeper brush, main - 42" or 1066,80 mm; polypropylene-iron wire; 6 TR; mill hard | <b>Model:</b> KMR 1700 B, D, LPG | <b>REF</b> <a href="#">100SG2164</a> |

used for: **KARCHER** series: **KSM 750**

used for: **KARCHER** series: **KSM 750**



### FILTER

|                             |                       |                                      |
|-----------------------------|-----------------------|--------------------------------------|
| Filter element, dust filter | <b>Model:</b> KSM 750 | <b>REF</b> <a href="#">100SG2168</a> |
|-----------------------------|-----------------------|--------------------------------------|



### MOTOR

|       |                       |                                      |
|-------|-----------------------|--------------------------------------|
| Motor | <b>Model:</b> KSM 750 | <b>REF</b> <a href="#">101SG6024</a> |
|-------|-----------------------|--------------------------------------|



### SWEEPER/BRUSH

|   |                       |                                      |
|---|-----------------------|--------------------------------------|
| Sweeper brush, curb - polypropylene                         | <b>Model:</b> KSM 750 | <b>REF</b> <a href="#">100SG2170</a> |
| Sweeper brush, main - 21" or 533,40 mm; polypropylene; 8 SR | <b>Model:</b> KSM 750 | <b>REF</b> <a href="#">100SG2169</a> |



USED FOR  
**NILFISK**

used for: **NILFISK** series: **BA 410**



## FILTER

|   |                      |                                      |
|---|----------------------|--------------------------------------|
| Element, solution drain filter                  | <b>Model:</b> BA 410 | <b>REF</b> <a href="#">100SG3186</a> |
| Filter element, solution intake filter          | <b>Model:</b> BA 410 | <b>REF</b> <a href="#">100SG2385</a> |
| Filter complete, solution inline - complete kit | <b>Model:</b> BA 410 | <b>REF</b> <a href="#">100SG2369</a> |



## HOSE

|                |                      |                                      |
|----------------|----------------------|--------------------------------------|
| Hose, drain    | <b>Model:</b> BA 410 | <b>REF</b> <a href="#">100SG3215</a> |
| Hose, squeegee | <b>Model:</b> BA 410 | <b>REF</b> <a href="#">100SG3198</a> |
| Hose, vacuum   | <b>Model:</b> BA 410 | <b>REF</b> <a href="#">100SG3199</a> |



## SQUEEGEE

|   |                      |                                      |
|---|----------------------|--------------------------------------|
| Blade, squeegee rear - 28" or 711,20 mm; polyurethane | <b>Model:</b> BA 410 | <b>REF</b> <a href="#">100SG2371</a> |
|---|----------------------|--------------------------------------|



## SWEEPER/BRUSH

|  |                      |                                      |
|--|----------------------|--------------------------------------|
| Scrubber brush, curb, main - 15" or 381,00 mm; polypropylene; 7 SR     | <b>Model:</b> BA 410 | <b>REF</b> <a href="#">100SG2388</a> |
| Scrubber brush, main - 15" or 381,00 mm; prolite; 7 SR                 | <b>Model:</b> BA 410 | <b>REF</b> <a href="#">100SG3202</a> |
| Scrubber brush, main - 15" or 381,00 mm; Tynex; mid grit 180; 7 SR     | <b>Model:</b> BA 410 | <b>REF</b> <a href="#">100SG3201</a> |
| Scrubber brush, main - 15" or 381,00 mm; Tynex; midlite grit 240; 7 SR | <b>Model:</b> BA 410 | <b>REF</b> <a href="#">100SG3200</a> |
| Scrubber brush, main - 15" or 381,00 mm; Union mix; 7 SR               | <b>Model:</b> BA 410 | <b>REF</b> <a href="#">100SG3203</a> |



## VACUUM MOTOR

|                               |                      |                                      |
|-------------------------------|----------------------|--------------------------------------|
| Motor, vacuum - 24 VDC; 300 W | <b>Model:</b> BA 410 | <b>REF</b> <a href="#">100SG3918</a> |
|-------------------------------|----------------------|--------------------------------------|

used for: **NILFISK** series: **BA 450**



## FILTER

|  |                      |                                      |
|--|----------------------|--------------------------------------|
| Filter element, solution intake filter | <b>Model:</b> BA 450 | <b>REF</b> <a href="#">100SG2385</a> |
| Filter, solution inline                | <b>Model:</b> BA 450 | <b>REF</b> <a href="#">100SG3187</a> |



## HOSE

|  |                      |                                      |
|--|----------------------|--------------------------------------|
| Hose, drain                                  | <b>Model:</b> BA 450 | <b>REF</b> <a href="#">100SG2387</a> |
| Hose, solution                               | <b>Model:</b> BA 450 | <b>REF</b> <a href="#">100SG2383</a> |
| Hose, solution – length: 3,93” or 100,00 mm  | <b>Model:</b> BA 450 | <b>REF</b> <a href="#">100SG3183</a> |
| Hose, solution – length: 10,62” or 270,00 mm | <b>Model:</b> BA 450 | <b>REF</b> <a href="#">100SG2382</a> |
| Hose, solution – length: 17,32” or 440,00 mm | <b>Model:</b> BA 450 | <b>REF</b> <a href="#">100SG3184</a> |
| Hose, solution – length: 18,11” or 460,00 mm | <b>Model:</b> BA 450 | <b>REF</b> <a href="#">100SG3185</a> |
| Hose, vacuum                                 | <b>Model:</b> BA 450 | <b>REF</b> <a href="#">100SG2386</a> |



## SQUEEGEE

|                       |                      |                                      |
|-----------------------|----------------------|--------------------------------------|
| Blade, squeegee front | <b>Model:</b> BA 450 | <b>REF</b> <a href="#">100SG2378</a> |
| Blade, squeegee rear  | <b>Model:</b> BA 450 | <b>REF</b> <a href="#">100SG2379</a> |



## SWEEPER/BRUSH

|  |                      |                                      |
|--|----------------------|--------------------------------------|
| Scrubber brush, main - 16” or 406,40 mm; polypropylene 0.4; 7 SR | <b>Model:</b> BA 450 | <b>REF</b> <a href="#">101SG3542</a> |
| Scrubber brush, main - 16” or 406,40 mm; polypropylene 0.7; 8 SR | <b>Model:</b> BA 450 | <b>REF</b> <a href="#">101SG3543</a> |



## VACUUM MOTOR

|                        |                      |                                      |
|------------------------|----------------------|--------------------------------------|
| Motor, vacuum - 24 VDC | <b>Model:</b> BA 450 | <b>REF</b> <a href="#">100SG2384</a> |
|------------------------|----------------------|--------------------------------------|

used for: **NILFISK** series: **BA 450**



used for: **NILFISK** series: **BA 451**

used for: **NILFISK** series: **BA 451**



## FILTER

|   |                             |                                      |
|---|-----------------------------|--------------------------------------|
| Filter complete, solution inline - complete kit | <b>Model:</b> BA 451, 451 D | <b>REF</b> <a href="#">100SG2369</a> |
|---|-----------------------------|--------------------------------------|



## HOSE

|                           |                             |                                      |
|---------------------------|-----------------------------|--------------------------------------|
| Hose, drain               | <b>Model:</b> BA 451, 451 D | <b>REF</b> <a href="#">100SG3211</a> |
| Hose, solution - optional | <b>Model:</b> BA 451, 451 D | <b>REF</b> <a href="#">100SG2370</a> |
| Hose, squeegee            | <b>Model:</b> BA 451, 451 D | <b>REF</b> <a href="#">100SG3213</a> |



## SQUEEGEE

|   |                             |                                      |
|---|-----------------------------|--------------------------------------|
| Blade kit, squeegee rear - 29" or 736,60 mm; non marking  | <b>Model:</b> BA 451, 451 D | <b>REF</b> <a href="#">100SG3214</a> |
| Blade kit, squeegee rear - 29" or 736,60 mm; polyurethane | <b>Model:</b> BA 451, 451 D | <b>REF</b> <a href="#">100SG3204</a> |



## SWEEPER/BRUSH

|  |                             |                                      |
|--|-----------------------------|--------------------------------------|
| Scrubber brush, main - 16" or 406,40 mm; mid grit 240; 8 SR                    | <b>Model:</b> BA 451, 451 D | <b>REF</b> <a href="#">100SG2393</a> |
| Scrubber brush, main - 16" or 406,40 mm; prolene 17.5; 8 SR                    | <b>Model:</b> BA 451, 451 D | <b>REF</b> <a href="#">100SG2389</a> |
| Scrubber brush, main - 16" or 406,40 mm; Tynex; midlite grit                   | <b>Model:</b> BA 451, 451 D | <b>REF</b> <a href="#">100SG2392</a> |
| Scrubber brush, main - 16" or 406,40 mm; Union mix; 7 SR                       | <b>Model:</b> BA 451, 451 D | <b>REF</b> <a href="#">100SG2391</a> |
| Scrubber brush, main - 19" or 482,60 mm; natural fiber; midlite grit 180; 9 SR | <b>Model:</b> BA 451, 451 D | <b>REF</b> <a href="#">100SG2397</a> |
| Scrubber brush, main - 19" or 482,60 mm; natural fibre; aglite grit 500; 9 SR  | <b>Model:</b> BA 451, 451 D | <b>REF</b> <a href="#">100SG2401</a> |
| Scrubber brush, main - 19" or 482,60 mm; prolene; 8 SR                         | <b>Model:</b> BA 451, 451 D | <b>REF</b> <a href="#">100SG2394</a> |
| Scrubber brush, main - 19" or 482,60 mm; prolene; 9 SR                         | <b>Model:</b> BA 451, 451 D | <b>REF</b> <a href="#">100SG2395</a> |
| Scrubber brush, main - 19" or 482,60 mm; Tynex; dyna grit 80; 8 SR             | <b>Model:</b> BA 451, 451 D | <b>REF</b> <a href="#">100SG2400</a> |
| Scrubber brush, main - 19" or 482,60 mm; Tynex; mid grit 240; 8 SR             | <b>Model:</b> BA 451, 451 D | <b>REF</b> <a href="#">100SG2398</a> |
| Scrubber brush, main - 19" or 482,60 mm; Union mix; 9 SR                       | <b>Model:</b> BA 451, 451 D | <b>REF</b> <a href="#">100SG2396</a> |
| Scrubber brush, main - 20" or 508,00 mm; Tynex; magna grit 46; 8 SR            | <b>Model:</b> BA 451, 451 D | <b>REF</b> <a href="#">100SG2399</a> |



## VACUUM MOTOR

|                               |                             |                                      |
|-------------------------------|-----------------------------|--------------------------------------|
| Motor, vacuum - 24 VDC; 330 W | <b>Model:</b> BA 451, 451 D | <b>REF</b> <a href="#">100SG3212</a> |
|-------------------------------|-----------------------------|--------------------------------------|



used for: **NILFISK** series: **BA 530**



## FILTER

|  |                                |                                      |
|--|--------------------------------|--------------------------------------|
| Filter element, solution intake filter | <b>Model:</b> BA 530, 530 INOX | <b>REF</b> <a href="#">100SG2385</a> |
| Filter, solution inline                | <b>Model:</b> BA 530, 530 INOX | <b>REF</b> <a href="#">100SG3187</a> |



## HOSE

|                                    |                                |                                      |
|------------------------------------|--------------------------------|--------------------------------------|
| Hose, drain                        | <b>Model:</b> BA 530, 530 INOX | <b>REF</b> <a href="#">100SG2387</a> |
| Hose, solution                     | <b>Model:</b> BA 530, 530 INOX | <b>REF</b> <a href="#">100SG2383</a> |
| Hose, solution - length: 100,00 mm | <b>Model:</b> BA 530, 530 INOX | <b>REF</b> <a href="#">100SG3183</a> |
| Hose, solution - length: 270,00 mm | <b>Model:</b> BA 530, 530 INOX | <b>REF</b> <a href="#">100SG2382</a> |
| Hose, solution - length: 440,00 mm | <b>Model:</b> BA 530, 530 INOX | <b>REF</b> <a href="#">100SG3184</a> |
| Hose, solution - length: 460,00 mm | <b>Model:</b> BA 530, 530 INOX | <b>REF</b> <a href="#">100SG3185</a> |
| Hose, vacuum                       | <b>Model:</b> BA 530, 530 INOX | <b>REF</b> <a href="#">100SG2386</a> |



## SQUEEGEE

|                       |                                |                                      |
|-----------------------|--------------------------------|--------------------------------------|
| Blade, squeegee front | <b>Model:</b> BA 530, 530 INOX | <b>REF</b> <a href="#">100SG2378</a> |
| Blade, squeegee rear  | <b>Model:</b> BA 530, 530 INOX | <b>REF</b> <a href="#">100SG2379</a> |



## SWEEPER/BRUSH

|  |                      |                                      |
|--|----------------------|--------------------------------------|
| Scrubber brush, main - 19" or 482,60 mm; polypropylene 0.4; 9 SR | <b>Model:</b> BA 530 | <b>REF</b> <a href="#">101SG3544</a> |
| Scrubber brush, main - 19" or 482,60 mm; polypropylene 0.7; 8 SR | <b>Model:</b> BA 530 | <b>REF</b> <a href="#">101SG3545</a> |



## VACUUM MOTOR

|                        |                                |                                      |
|------------------------|--------------------------------|--------------------------------------|
| Motor, vacuum - 24 VDC | <b>Model:</b> BA 530, 530 INOX | <b>REF</b> <a href="#">100SG2384</a> |
|------------------------|--------------------------------|--------------------------------------|

used for: **NILFISK** series: **BA 531**

used for: **NILFISK** series: **BA 531**



## FILTER

|   |                             |                                      |
|---|-----------------------------|--------------------------------------|
| Filter complete, solution inline - complete kit | <b>Model:</b> BA 531, 531 D | <b>REF</b> <a href="#">100SG2369</a> |
|---|-----------------------------|--------------------------------------|



## HOSE

|                           |                             |                                      |
|---------------------------|-----------------------------|--------------------------------------|
| Hose, drain               | <b>Model:</b> BA 531, 531 D | <b>REF</b> <a href="#">100SG3211</a> |
| Hose, solution - optional | <b>Model:</b> BA 531, 531 D | <b>REF</b> <a href="#">100SG2370</a> |
| Hose, squeegee            | <b>Model:</b> BA 531, 531 D | <b>REF</b> <a href="#">100SG3213</a> |



## SQUEEGEE

|   |                             |                                      |
|---|-----------------------------|--------------------------------------|
| Blade kit, squeegee rear - 29" or 736,60 mm; non marking  | <b>Model:</b> BA 531, 531 D | <b>REF</b> <a href="#">100SG3214</a> |
| Blade kit, squeegee rear - 29" or 736,60 mm; polyurethane | <b>Model:</b> BA 531, 531 D | <b>REF</b> <a href="#">100SG3204</a> |



## SWEEPER/BRUSH

|  |                             |                                      |
|--|-----------------------------|--------------------------------------|
| Scrubber brush, main - 16" or 406,40 mm; mid grit 240; 8 SR                    | <b>Model:</b> BA 531, 531 D | <b>REF</b> <a href="#">100SG2393</a> |
| Scrubber brush, main - 16" or 406,40 mm; prolene 17.5; 8 SR                    | <b>Model:</b> BA 531, 531 D | <b>REF</b> <a href="#">100SG2389</a> |
| Scrubber brush, main - 16" or 406,40 mm; Tynex; midlite grit                   | <b>Model:</b> BA 531, 531 D | <b>REF</b> <a href="#">100SG2392</a> |
| Scrubber brush, main - 16" or 406,40 mm; Union mix; 7 SR                       | <b>Model:</b> BA 531, 531 D | <b>REF</b> <a href="#">100SG2391</a> |
| Scrubber brush, main - 19" or 482,60 mm; natural fibre; aglite grit 500; 9 SR  | <b>Model:</b> BA 531, 531 D | <b>REF</b> <a href="#">100SG2401</a> |
| Scrubber brush, main - 19" or 482,60 mm; natural fiber; midlite grit 180; 9 SR | <b>Model:</b> BA 531, 531 D | <b>REF</b> <a href="#">100SG2397</a> |
| Scrubber brush, main - 19" or 482,60 mm; prolene; 8 SR                         | <b>Model:</b> BA 531, 531 D | <b>REF</b> <a href="#">100SG2394</a> |
| Scrubber brush, main - 19" or 482,60 mm; prolene; 9 SR                         | <b>Model:</b> BA 531, 531 D | <b>REF</b> <a href="#">100SG2395</a> |
| Scrubber brush, main - 19" or 482,60 mm; Tynex; dyna grit 80; 8 SR             | <b>Model:</b> BA 531, 531 D | <b>REF</b> <a href="#">100SG2400</a> |
| Scrubber brush, main - 19" or 482,60 mm; Tynex; mid grit 240; 8 SR             | <b>Model:</b> BA 531, 531 D | <b>REF</b> <a href="#">100SG2398</a> |
| Scrubber brush, main - 19" or 482,60 mm; Union mix; 9 SR                       | <b>Model:</b> BA 531, 531 D | <b>REF</b> <a href="#">100SG2396</a> |
| Scrubber brush, main - 20" or 508,00 mm; Tynex; magna grit 46; 8 SR            | <b>Model:</b> BA 531, 531 D | <b>REF</b> <a href="#">100SG2399</a> |



## VACUUM MOTOR

|                               |                             |                                      |
|-------------------------------|-----------------------------|--------------------------------------|
| Motor, vacuum - 24 VDC; 330 W | <b>Model:</b> BA 531, 531 D | <b>REF</b> <a href="#">100SG3212</a> |
|-------------------------------|-----------------------------|--------------------------------------|

used for: **NILFISK** series: **BA 610**



## FILTER

|  |                      |                               |
|--|----------------------|-------------------------------|
| Filter element, solution intake filter | <b>Model:</b> BA 610 | REF <a href="#">100SG2385</a> |
| Filter, solution inline                | <b>Model:</b> BA 610 | REF <a href="#">100SG3187</a> |



## HOSE

|                                    |                      |                               |
|------------------------------------|----------------------|-------------------------------|
| Hose, drain                        | <b>Model:</b> BA 610 | REF <a href="#">100SG2387</a> |
| Hose, solution                     | <b>Model:</b> BA 610 | REF <a href="#">100SG2383</a> |
| Hose, solution - length: 100,00 mm | <b>Model:</b> BA 610 | REF <a href="#">100SG3183</a> |
| Hose, solution - length: 270,00 mm | <b>Model:</b> BA 610 | REF <a href="#">100SG2382</a> |
| Hose, solution - length: 440,00 mm | <b>Model:</b> BA 610 | REF <a href="#">100SG3184</a> |
| Hose, solution - length: 460,00 mm | <b>Model:</b> BA 610 | REF <a href="#">100SG3185</a> |
| Hose, vacuum                       | <b>Model:</b> BA 610 | REF <a href="#">100SG2386</a> |



## SQUEEGEE

|                       |                      |                               |
|-----------------------|----------------------|-------------------------------|
| Blade, squeegee front | <b>Model:</b> BA 610 | REF <a href="#">100SG2380</a> |
| Blade, squeegee rear  | <b>Model:</b> BA 610 | REF <a href="#">100SG2381</a> |



## SWEEPER/BRUSH

|  |                      |                               |
|--|----------------------|-------------------------------|
| Scrubber brush, main - 12" or 304,80 mm; polypropylene 0.5; 4 SR | <b>Model:</b> BA 610 | REF <a href="#">101SG3546</a> |
| Scrubber brush, main - 12" or 304,80 mm; polypropylene 0.7; 4 SR | <b>Model:</b> BA 610 | REF <a href="#">101SG3547</a> |



## VACUUM MOTOR

|                        |                      |                               |
|------------------------|----------------------|-------------------------------|
| Motor, vacuum - 24 VDC | <b>Model:</b> BA 610 | REF <a href="#">100SG2384</a> |
|------------------------|----------------------|-------------------------------|

used for: **NILFISK** series: **BA 610**

used for: **NILFISK** series: **BR 1100**


## FILTER

|                                       |                       |                               |
|---------------------------------------|-----------------------|-------------------------------|
| Filter complete, element, dust filter | <b>Model:</b> BR 1100 | REF <a href="#">100SG2265</a> |
| Filter complete, solution inline      | <b>Model:</b> BR 1100 | REF <a href="#">100SG2251</a> |



## HOSE

|                      |                       |                               |
|----------------------|-----------------------|-------------------------------|
| Hose, drain - BA 700 | <b>Model:</b> BR 1100 | REF <a href="#">100SG2247</a> |
| Hose, solution       | <b>Model:</b> BR 1100 | REF <a href="#">100SG2289</a> |
| Hose, vacuum         | <b>Model:</b> BR 1100 | REF <a href="#">100SG2248</a> |

## SQUEEGEE

|                                  |                       |                               |
|----------------------------------|-----------------------|-------------------------------|
| Blade - squeegee inner; neoprene | <b>Model:</b> BR 1100 | REF <a href="#">100SG2262</a> |
| Blade, squeegee inner - red gum  | <b>Model:</b> BR 1100 | REF <a href="#">100SG1615</a> |
| Blade, squeegee outer - red gum  | <b>Model:</b> BR 1100 | REF <a href="#">100SG3158</a> |

## SWEEPER/BRUSH

|   |                       |                               |
|---|-----------------------|-------------------------------|
| Scrubber brush, main - 19" or 482,60 mm; nylon; aglite grit; 8 SR                             | <b>Model:</b> BR 1100 | REF <a href="#">100SG2324</a> |
| Scrubber brush, main - 19" or 482,60 mm; nylon; mid grit; 8 SR                                | <b>Model:</b> BR 1100 | REF <a href="#">100SG2328</a> |
| Scrubber brush, main - 19" or 482,60 mm; nylon; midlite grit; 8 SR                            | <b>Model:</b> BR 1100 | REF <a href="#">100SG2329</a> |
| Scrubber brush, main - 19" or 482,60 mm; polypropylene; 8 SR                                  | <b>Model:</b> BR 1100 | REF <a href="#">100SG2321</a> |
| Scrubber brush, main - 19" or 482,60 mm; prolene; 7 SR  | <b>Model:</b> BR 1100 | REF <a href="#">100SG2325</a> |
| Scrubber brush, main - 19" or 482,60 mm; prolite; 8 SR  | <b>Model:</b> BR 1100 | REF <a href="#">100SG2326</a> |
| Scrubber brush, main - 19" or 482,60 mm; Tynex; dyna grit; 8 SR                               | <b>Model:</b> BR 1100 | REF <a href="#">100SG2323</a> |
| Scrubber brush, main - 19" or 482,60 mm; Tynex; magna grit; 8 SR                              | <b>Model:</b> BR 1100 | REF <a href="#">100SG2322</a> |
| Scrubber brush, main - 19" or 482,60 mm; Union mix; 8 SR                                      | <b>Model:</b> BR 1100 | REF <a href="#">100SG2327</a> |
| Scrubber brush, main - 38" or 965,20 mm; 46 grit; magna grit; cylindrical; Tynex extra coarse | <b>Model:</b> BR 1100 | REF <a href="#">100SG2278</a> |
| Scrubber brush, main - 38" or 965,20 mm; 80 grit; dyna grit; cylindrical; Tynex grover        | <b>Model:</b> BR 1100 | REF <a href="#">100SG2277</a> |
| Scrubber brush, main - 38" or 965,20 mm; hard nylon; 12 SR; cylindrical                       | <b>Model:</b> BR 1100 | REF <a href="#">100SG2275</a> |
| Scrubber brush, main - 38" or 965,20 mm; polypropylene; 12 SR; cylindrical                    | <b>Model:</b> BR 1100 | REF <a href="#">100SG2273</a> |
| Scrubber brush, main - 38" or 965,20 mm; soft nylon; 12 SR; cylindrical                       | <b>Model:</b> BR 1100 | REF <a href="#">100SG2274</a> |
| Scrubber brush, main - 38" or 965,20 mm; Tynex coarse; midlite grit; 14 SR; cylindrical       | <b>Model:</b> BR 1100 | REF <a href="#">100SG2276</a> |
| Scrubber brush, main - 41" or 1041,40 mm; polypropylene 0.4; 12 SR; cylindrical               | <b>Model:</b> BR 1100 | REF <a href="#">100SG2266</a> |
| Scrubber brush, main - 41" or 1041,40 mm; polypropylene; magna grit 46; 12 SR; cylindrical    | <b>Model:</b> BR 1100 | REF <a href="#">100SG2271</a> |
| Scrubber brush, main - hard nylon 0.7; cylindrical  | <b>Model:</b> BR 1100 | REF <a href="#">100SG2268</a> |
| Scrubber brush, main - midlite grit 180; cylindrical  | <b>Model:</b> BR 1100 | REF <a href="#">100SG2269</a> |
| Scrubber brush, main - soft nylon 0.5; cylindrical  | <b>Model:</b> BR 1100 | REF <a href="#">100SG2267</a> |
| Scrubber brush, main -abrasive 1.0; dyna grit 80; cylindrical                                 | <b>Model:</b> BR 1100 | REF <a href="#">100SG2270</a> |



## VACUUM MOTOR

|                               |                       |                               |
|-------------------------------|-----------------------|-------------------------------|
| Motor, vacuum - 36 VDC; 550 W | <b>Model:</b> BR 1100 | REF <a href="#">100SG2272</a> |
|-------------------------------|-----------------------|-------------------------------|

used for: **NILFISK** series: **BR 600 S**


## FILTER

|  |                        |                               |
|--|------------------------|-------------------------------|
| Filter element, solution intake filter – from sn 1752024 | <b>Model:</b> BR 600 S | REF <a href="#">100SG3142</a> |
| Filter, solution inline - sn from - 1752024              | <b>Model:</b> BR 600 S | REF <a href="#">100SG2244</a> |



## HOSE

|                |                        |                               |
|----------------|------------------------|-------------------------------|
| Hose, drain    | <b>Model:</b> BR 600 S | REF <a href="#">100SG2363</a> |
| Hose, solution | <b>Model:</b> BR 600 S | REF <a href="#">100SG2246</a> |
| Hose, vacuum   | <b>Model:</b> BR 600 S | REF <a href="#">100SG2243</a> |



## SQUEEGEE

|   |                        |                               |
|---|------------------------|-------------------------------|
| Blade, squeegee rear - 24" or 609,60 mm | <b>Model:</b> BR 600 S | REF <a href="#">100SG2228</a> |
| Blade, squeegee side - red gum          | <b>Model:</b> BR 600 S | REF <a href="#">100SG2279</a> |
| Blade, squeegee side - oil-resistant    | <b>Model:</b> BR 600 S | REF <a href="#">100SG2253</a> |
| Blade, squeegee side - rubber           | <b>Model:</b> BR 600 S | REF <a href="#">100SG2255</a> |



## SWEEPER/BRUSH

|  |                        |                               |
|--|------------------------|-------------------------------|
| Pad assembly – 12" or 304,80 mm  | <b>Model:</b> BR 600 S | REF <a href="#">100SG2294</a> |
| Pad assembly – 13" or 330,20 mm  | <b>Model:</b> BR 600 S | REF <a href="#">100SG2303</a> |
| Pad assembly – 14" or 355,60 mm  | <b>Model:</b> BR 600 S | REF <a href="#">100SG2330</a> |
| Pad assembly – 16" or 406,40 mm  | <b>Model:</b> BR 600 S | REF <a href="#">100SG2339</a> |
| Pad assembly, main scrubber brush - only locking plate                     | <b>Model:</b> BR 600 S | REF <a href="#">100SG2293</a> |
| Scrubber brush, main - 12" or 304,80 mm; aglite disc                       | <b>Model:</b> BR 600 S | REF <a href="#">100SG2297</a> |
| Scrubber brush, main - 12" or 304,80 mm; polypropylene; 5 SR; prolite disc | <b>Model:</b> BR 600 S | REF <a href="#">100SG2299</a> |
| Scrubber brush, main - 12" or 304,80 mm; prolene; 4 SR                     | <b>Model:</b> BR 600 S | REF <a href="#">100SG2298</a> |
| Scrubber brush, main - 12" or 304,80 mm; Tynex; dyna grit disc; 4 SR       | <b>Model:</b> BR 600 S | REF <a href="#">100SG2296</a> |
| Scrubber brush, main - 12" or 304,80 mm; Tynex; magna grit; 4 SR           | <b>Model:</b> BR 600 S | REF <a href="#">100SG2295</a> |
| Scrubber brush, main - 12" or 304,80 mm; Tynex; mid grit disc; 5 SR        | <b>Model:</b> BR 600 S | REF <a href="#">100SG2301</a> |
| Scrubber brush, main - 12" or 304,80 mm; Tynex; midlite grit disc; 4 SR    | <b>Model:</b> BR 600 S | REF <a href="#">100SG2302</a> |
| Scrubber brush, main - 12" or 304,80 mm; Union mix; 1 MR                   | <b>Model:</b> BR 600 S | REF <a href="#">100SG2300</a> |
| Scrubber brush, main - 13" or 330,20 mm disc                               | <b>Model:</b> BR 600 S | REF <a href="#">100SG2306</a> |
| Scrubber brush, main - 13" or 330,20 mm; mid grit disc 240                 | <b>Model:</b> BR 600 S | REF <a href="#">100SG2310</a> |
| Scrubber brush, main - 13" or 330,20 mm; polypropylene; 5 SR; prolite disc | <b>Model:</b> BR 600 S | REF <a href="#">100SG2308</a> |
| Scrubber brush, main - 13" or 330,20 mm; prolene; 5 SR                     | <b>Model:</b> BR 600 S | REF <a href="#">100SG2307</a> |
| Scrubber brush, main - 13" or 330,20 mm; Tynex; dyna grit disc; 5 SR       | <b>Model:</b> BR 600 S | REF <a href="#">100SG2305</a> |
| Scrubber brush, main - 13" or 330,20 mm; Tynex; magna grit; 5 SR           | <b>Model:</b> BR 600 S | REF <a href="#">100SG2304</a> |
| Scrubber brush, main - 13" or 330,20 mm; Tynex; midlite grit; 5 SR         | <b>Model:</b> BR 600 S | REF <a href="#">100SG2311</a> |
| Scrubber brush, main - 13" or 330,20 mm; Union mix; 6 SR                   | <b>Model:</b> BR 600 S | REF <a href="#">100SG2309</a> |
| Scrubber brush, main - 14" or 355,60 mm; prolene 3 lug; 6 SR               | <b>Model:</b> BR 600 S | REF <a href="#">100SG2334</a> |
| Scrubber brush, main - 14" or 355,60 mm; prolite; 6 SR                     | <b>Model:</b> BR 600 S | REF <a href="#">100SG2335</a> |
| Scrubber brush, main - 14" or 355,60 mm; Tynex; aglite grit 3 lug; 6 SR    | <b>Model:</b> BR 600 S | REF <a href="#">100SG2333</a> |
| Scrubber brush, main - 14" or 355,60 mm; Tynex; dyna grit 3 lug; 6 SR      | <b>Model:</b> BR 600 S | REF <a href="#">100SG2332</a> |
| Scrubber brush, main - 14" or 355,60 mm; Tynex; magna grit 3 lug; 6 SR     | <b>Model:</b> BR 600 S | REF <a href="#">100SG2331</a> |
| Scrubber brush, main - 14" or 355,60 mm; Tynex; midlite grit 3 lug; 6 SR   | <b>Model:</b> BR 600 S | REF <a href="#">100SG2338</a> |
| Scrubber brush, main - 14" or 355,60 mm; Tynex; midlite grit; 6 SR         | <b>Model:</b> BR 600 S | REF <a href="#">100SG2337</a> |
| Scrubber brush, main - 14" or 355,60 mm; Union mix 3 lug; 5 SR             | <b>Model:</b> BR 600 S | REF <a href="#">100SG2336</a> |
| Scrubber brush, main - 16" or 406,40 mm; grit; 7 SR                        | <b>Model:</b> BR 600 S | REF <a href="#">100SG2342</a> |
| Scrubber brush, main - 16" or 406,40 mm; prolene; 7 SR                     | <b>Model:</b> BR 600 S | REF <a href="#">100SG2343</a> |
| Scrubber brush, main - 16" or 406,40 mm; prolite; 7 SR                     | <b>Model:</b> BR 600 S | REF <a href="#">100SG2344</a> |
| Scrubber brush, main - 16" or 406,40 mm; Tynex; dyna grit; 7 SR            | <b>Model:</b> BR 600 S | REF <a href="#">100SG2341</a> |
| Scrubber brush, main - 16" or 406,40 mm; Tynex; magna grit; 8 SR           | <b>Model:</b> BR 600 S | REF <a href="#">100SG2340</a> |
| Scrubber brush, main - 16" or 406,40 mm; Tynex; mid grit 240; 8 SR         | <b>Model:</b> BR 600 S | REF <a href="#">100SG2346</a> |
| Scrubber brush, main - 16" or 406,40 mm; Tynex; midlite grit 180; 7 SR     | <b>Model:</b> BR 600 S | REF <a href="#">100SG2347</a> |
| Scrubber brush, main - 16" or 406,40 mm; Union mix                         | <b>Model:</b> BR 600 S | REF <a href="#">100SG2345</a> |

used for: NILFISK series: BR 600 S

|  |                        |                               |
|--|------------------------|-------------------------------|
| Scrubber brush, main - 24" or 609,60 mm; 46 grit; cylindrical; orange                    | <b>Model:</b> BR 600 S | REF <a href="#">100SG2242</a> |
| Scrubber brush, main - 24" or 609,60 mm; hard nylon; cylindrical                         | <b>Model:</b> BR 600 S | REF <a href="#">100SG2238</a> |
| Scrubber brush, main - 24" or 609,60 mm; polypropylene; 12 SR; cylindrical               | <b>Model:</b> BR 600 S | REF <a href="#">100SG2239</a> |
| Scrubber brush, main - 24" or 609,60 mm; soft nylon; cylindrical                         | <b>Model:</b> BR 600 S | REF <a href="#">100SG2237</a> |
| Scrubber brush, main - 24" or 609,60 mm; Tynex; 180 grit; 14 SR; cylindrical; blue       | <b>Model:</b> BR 600 S | REF <a href="#">100SG2240</a> |
| Scrubber brush, main - 24" or 609,60 mm; Tynex; 80 grit; 12 SR; cylindrical; black       | <b>Model:</b> BR 600 S | REF <a href="#">100SG2241</a> |
| Scrubber brush, main - 26" or 660,40 mm; 180 grit; cylindrical; blue                     | <b>Model:</b> BR 600 S | REF <a href="#">100SG2234</a> |
| Scrubber brush, main - 26" or 660,40 mm; 46 grit; cylindrical; orange                    | <b>Model:</b> BR 600 S | REF <a href="#">100SG2236</a> |
| Scrubber brush, main - 26" or 660,40 mm; 80 grit; cylindrical; black                     | <b>Model:</b> BR 600 S | REF <a href="#">100SG2235</a> |
| Scrubber brush, main - 26" or 660,40 mm; hard nylon; cylindrical                         | <b>Model:</b> BR 600 S | REF <a href="#">100SG2232</a> |
| Scrubber brush, main - 26" or 660,40 mm; polypropylene; cylindrical                      | <b>Model:</b> BR 600 S | REF <a href="#">100SG2233</a> |
| Scrubber brush, main - 26" or 660,40 mm; soft nylon; cylindrical                         | <b>Model:</b> BR 600 S | REF <a href="#">100SG2231</a> |
| Scrubber brush, main - 28" or 711,20 mm; hard nylon; 12 SR; cylindrical                  | <b>Model:</b> BR 600 S | REF <a href="#">100SG2284</a> |
| Scrubber brush, main - 28" or 711,20 mm; nylon; 46 grit; MR; cylindrical; orange/brown   | <b>Model:</b> BR 600 S | REF <a href="#">100SG2287</a> |
| Scrubber brush, main - 28" or 711,20 mm; polypropylene; 12 SR; cylindrical; red          | <b>Model:</b> BR 600 S | REF <a href="#">100SG2282</a> |
| Scrubber brush, main - 28" or 711,20 mm; soft nylon; 12 SR; cylindrical; yellow          | <b>Model:</b> BR 600 S | REF <a href="#">100SG2283</a> |
| Scrubber brush, main - 28" or 711,20 mm; Tynex; 180 grit; 12 SR; cylindrical; blue/grey  | <b>Model:</b> BR 600 S | REF <a href="#">100SG2285</a> |
| Scrubber brush, main - 28" or 711,20 mm; Tynex; 80 grit; 16 SR; cylindrical; black       | <b>Model:</b> BR 600 S | REF <a href="#">100SG2286</a> |
| Scrubber brush, main - 31" or 787,40 mm; abrasive 0.75; midlite grit; 16 SR; cylindrical | <b>Model:</b> BR 600 S | REF <a href="#">100SG2259</a> |
| Scrubber brush, main - 31" or 787,40 mm; abrasive 1.2; dyna grit; 12 SR; cylindrical     | <b>Model:</b> BR 600 S | REF <a href="#">100SG2260</a> |
| Scrubber brush, main - 31" or 787,40 mm; hard nylon; 12 SR; cylindrical                  | <b>Model:</b> BR 600 S | REF <a href="#">100SG2257</a> |
| Scrubber brush, main - 31" or 787,40 mm; magna grit; 16 SR; cylindrical                  | <b>Model:</b> BR 600 S | REF <a href="#">100SG2261</a> |
| Scrubber brush, main - 31" or 787,40 mm; polypropylene; 12 SR; cylindrical               | <b>Model:</b> BR 600 S | REF <a href="#">100SG2258</a> |
| Scrubber brush, main - 31" or 787,40 mm; soft nylon; 12 SR; cylindrical                  | <b>Model:</b> BR 600 S | REF <a href="#">100SG2256</a> |



## VACUUM MOTOR

|                        |                        |                               |
|------------------------|------------------------|-------------------------------|
| Motor, vacuum - 36 VDC | <b>Model:</b> BR 600 S | REF <a href="#">101SG3548</a> |
|------------------------|------------------------|-------------------------------|

used for: **NILFISK** series: **BR 650 S**



## FILTER

|  |                        |                               |
|--|------------------------|-------------------------------|
| Filter element, solution intake filter – from sn 1752024 | <b>Model:</b> BR 650 S | REF <a href="#">100SG3142</a> |
| Filter, solution inline - sn from - 1752024              | <b>Model:</b> BR 650 S | REF <a href="#">100SG2244</a> |



## HOSE

|                |                        |                               |
|----------------|------------------------|-------------------------------|
| Hose, drain    | <b>Model:</b> BR 650 S | REF <a href="#">100SG2363</a> |
| Hose, solution | <b>Model:</b> BR 650 S | REF <a href="#">100SG2246</a> |
| Hose, vacuum   | <b>Model:</b> BR 650 S | REF <a href="#">100SG2243</a> |



## SQUEEGEE

|   |                        |                               |
|---|------------------------|-------------------------------|
| Blade, squeegee rear - 28" or 711,20 mm | <b>Model:</b> BR 650 S | REF <a href="#">100SG2230</a> |
| Blade, squeegee side - red gum          | <b>Model:</b> BR 650 S | REF <a href="#">100SG2279</a> |
| Blade, squeegee side - oil-resistant    | <b>Model:</b> BR 650 S | REF <a href="#">100SG2253</a> |
| Blade, squeegee side - rubber           | <b>Model:</b> BR 650 S | REF <a href="#">100SG2255</a> |



## SWEEPER/BRUSH

|  |                        |                               |
|--|------------------------|-------------------------------|
| Pad assembly – 12" or 304,80 mm  | <b>Model:</b> BR 650 S | REF <a href="#">100SG2294</a> |
| Pad assembly – 13" or 330,20 mm  | <b>Model:</b> BR 650 S | REF <a href="#">100SG2303</a> |
| Pad assembly – 14" or 355,60 mm  | <b>Model:</b> BR 650 S | REF <a href="#">100SG2330</a> |
| Pad assembly – 16" or 406,40 mm  | <b>Model:</b> BR 650 S | REF <a href="#">100SG2339</a> |
| Pad assembly, main scrubber brush - only locking plate                     | <b>Model:</b> BR 650 S | REF <a href="#">100SG2293</a> |
| Scrubber brush, main - 12" or 304,80 mm; aglite disc                       | <b>Model:</b> BR 650 S | REF <a href="#">100SG2297</a> |
| Scrubber brush, main - 12" or 304,80 mm; polypropylene; 5 SR; prolite disc | <b>Model:</b> BR 650 S | REF <a href="#">100SG2299</a> |
| Scrubber brush, main - 12" or 304,80 mm; prolene; 4 SR                     | <b>Model:</b> BR 650 S | REF <a href="#">100SG2298</a> |
| Scrubber brush, main - 12" or 304,80 mm; Tynex; dyna grit disc; 4 SR       | <b>Model:</b> BR 650 S | REF <a href="#">100SG2296</a> |
| Scrubber brush, main - 12" or 304,80 mm; Tynex; magna grit; 4 SR           | <b>Model:</b> BR 650 S | REF <a href="#">100SG2295</a> |
| Scrubber brush, main - 12" or 304,80 mm; Tynex; mid grit disc; 5 SR        | <b>Model:</b> BR 650 S | REF <a href="#">100SG2301</a> |
| Scrubber brush, main - 12" or 304,80 mm; Tynex; midlite grit disc; 4 SR    | <b>Model:</b> BR 650 S | REF <a href="#">100SG2302</a> |
| Scrubber brush, main - 12" or 304,80 mm; Union mix; 1 MR                   | <b>Model:</b> BR 650 S | REF <a href="#">100SG2300</a> |
| Scrubber brush, main - 13" or 330,20 mm disc                               | <b>Model:</b> BR 650 S | REF <a href="#">100SG2306</a> |
| Scrubber brush, main - 13" or 330,20 mm; mid grit disc 240                 | <b>Model:</b> BR 650 S | REF <a href="#">100SG2310</a> |
| Scrubber brush, main - 13" or 330,20 mm; polypropylene; 5 SR; prolite disc | <b>Model:</b> BR 650 S | REF <a href="#">100SG2308</a> |
| Scrubber brush, main - 13" or 330,20 mm; prolene; 5 SR                     | <b>Model:</b> BR 650 S | REF <a href="#">100SG2307</a> |
| Scrubber brush, main - 13" or 330,20 mm; Tynex; dyna grit disc; 5 SR       | <b>Model:</b> BR 650 S | REF <a href="#">100SG2305</a> |
| Scrubber brush, main - 13" or 330,20 mm; Tynex; magna grit; 5 SR           | <b>Model:</b> BR 650 S | REF <a href="#">100SG2304</a> |
| Scrubber brush, main - 13" or 330,20 mm; Tynex; midlite grit; 5 SR         | <b>Model:</b> BR 650 S | REF <a href="#">100SG2311</a> |
| Scrubber brush, main - 13" or 330,20 mm; Union mix; 6 SR                   | <b>Model:</b> BR 650 S | REF <a href="#">100SG2309</a> |
| Scrubber brush, main - 14" or 355,60 mm; Tynex; aglite grit 3 lug; 6 SR    | <b>Model:</b> BR 650 S | REF <a href="#">100SG2333</a> |
| Scrubber brush, main - 14" or 355,60 mm; prolene 3 lug; 6 SR               | <b>Model:</b> BR 650 S | REF <a href="#">100SG2334</a> |
| Scrubber brush, main - 14" or 355,60 mm; prolite; 6 SR                     | <b>Model:</b> BR 650 S | REF <a href="#">100SG2335</a> |
| Scrubber brush, main - 14" or 355,60 mm; Tynex; dyna grit 3 lug; 6 SR      | <b>Model:</b> BR 650 S | REF <a href="#">100SG2332</a> |
| Scrubber brush, main - 14" or 355,60 mm; Tynex; magna grit 3 lug; 6 SR     | <b>Model:</b> BR 650 S | REF <a href="#">100SG2331</a> |
| Scrubber brush, main - 14" or 355,60 mm; Tynex; midlite grit 3 lug; 6 SR   | <b>Model:</b> BR 650 S | REF <a href="#">100SG2338</a> |
| Scrubber brush, main - 14" or 355,60 mm; Tynex; midlite grit; 6 SR         | <b>Model:</b> BR 650 S | REF <a href="#">100SG2337</a> |
| Scrubber brush, main - 14" or 355,60 mm; Union mix 3 lug; 5 SR             | <b>Model:</b> BR 650 S | REF <a href="#">100SG2336</a> |
| Scrubber brush, main - 16" or 406,40 mm; grit; 7 SR                        | <b>Model:</b> BR 650 S | REF <a href="#">100SG2342</a> |
| Scrubber brush, main - 16" or 406,40 mm; prolene; 7 SR                     | <b>Model:</b> BR 650 S | REF <a href="#">100SG2343</a> |
| Scrubber brush, main - 16" or 406,40 mm; prolite; 7 SR                     | <b>Model:</b> BR 650 S | REF <a href="#">100SG2344</a> |
| Scrubber brush, main - 16" or 406,40 mm; Tynex; dyna grit; 7 SR            | <b>Model:</b> BR 650 S | REF <a href="#">100SG2341</a> |
| Scrubber brush, main - 16" or 406,40 mm; Tynex; magna grit; 8 SR           | <b>Model:</b> BR 650 S | REF <a href="#">100SG2340</a> |
| Scrubber brush, main - 16" or 406,40 mm; Tynex; mid grit 240; 8 SR         | <b>Model:</b> BR 650 S | REF <a href="#">100SG2346</a> |
| Scrubber brush, main - 16" or 406,40 mm; Tynex; midlite grit 180; 7 SR     | <b>Model:</b> BR 650 S | REF <a href="#">100SG2347</a> |
| Scrubber brush, main - 16" or 406,40 mm; Union mix                         | <b>Model:</b> BR 650 S | REF <a href="#">100SG2345</a> |

used for: **NILFISK** series: **BR 650 S**



used for: NILFISK series: BR 650 S

|  |                        |                               |
|--|------------------------|-------------------------------|
| Scrubber brush, main - 24" or 609,60 mm; 46 grit; cylindrical; orange                    | <b>Model:</b> BR 650 S | REF <a href="#">100SG2242</a> |
| Scrubber brush, main - 24" or 609,60 mm; hard nylon; cylindrical                         | <b>Model:</b> BR 650 S | REF <a href="#">100SG2238</a> |
| Scrubber brush, main - 24" or 609,60 mm; polypropylene; 12 SR; cylindrical               | <b>Model:</b> BR 650 S | REF <a href="#">100SG2239</a> |
| Scrubber brush, main - 24" or 609,60 mm; soft nylon; cylindrical                         | <b>Model:</b> BR 650 S | REF <a href="#">100SG2237</a> |
| Scrubber brush, main - 24" or 609,60 mm; Tynex; 180 grit; 14 SR; cylindrical; blue       | <b>Model:</b> BR 650 S | REF <a href="#">100SG2240</a> |
| Scrubber brush, main - 24" or 609,60 mm; Tynex; 80 grit; 12 SR; cylindrical; black       | <b>Model:</b> BR 650 S | REF <a href="#">100SG2241</a> |
| Scrubber brush, main - 26" or 660,40 mm; 180 grit; cylindrical; blue                     | <b>Model:</b> BR 650 S | REF <a href="#">100SG2234</a> |
| Scrubber brush, main - 26" or 660,40 mm; 46 grit; cylindrical; orange                    | <b>Model:</b> BR 650 S | REF <a href="#">100SG2236</a> |
| Scrubber brush, main - 26" or 660,40 mm; 80 grit; cylindrical; black                     | <b>Model:</b> BR 650 S | REF <a href="#">100SG2235</a> |
| Scrubber brush, main - 26" or 660,40 mm; hard nylon; cylindrical                         | <b>Model:</b> BR 650 S | REF <a href="#">100SG2232</a> |
| Scrubber brush, main - 26" or 660,40 mm; polypropylene; cylindrical                      | <b>Model:</b> BR 650 S | REF <a href="#">100SG2233</a> |
| Scrubber brush, main - 26" or 660,40 mm; soft nylon; cylindrical                         | <b>Model:</b> BR 650 S | REF <a href="#">100SG2231</a> |
| Scrubber brush, main - 28" or 711,20 mm; hard nylon; 12 SR; cylindrical                  | <b>Model:</b> BR 650 S | REF <a href="#">100SG2284</a> |
| Scrubber brush, main - 28" or 711,20 mm; nylon; 46 grit; MR; cylindrical; orange/brown   | <b>Model:</b> BR 650 S | REF <a href="#">100SG2287</a> |
| Scrubber brush, main - 28" or 711,20 mm; polypropylene; 12 SR; cylindrical; red          | <b>Model:</b> BR 650 S | REF <a href="#">100SG2282</a> |
| Scrubber brush, main - 28" or 711,20 mm; soft nylon; 12 SR; cylindrical; yellow          | <b>Model:</b> BR 650 S | REF <a href="#">100SG2283</a> |
| Scrubber brush, main - 28" or 711,20 mm; Tynex; 180 grit; 12 SR; cylindrical; blue/grey  | <b>Model:</b> BR 650 S | REF <a href="#">100SG2285</a> |
| Scrubber brush, main - 28" or 711,20 mm; Tynex; 80 grit; 16 SR; cylindrical; black       | <b>Model:</b> BR 650 S | REF <a href="#">100SG2286</a> |
| Scrubber brush, main - 31" or 787,40 mm; abrasive 0.75; midlite grit; 16 SR; cylindrical | <b>Model:</b> BR 650 S | REF <a href="#">100SG2259</a> |
| Scrubber brush, main - 31" or 787,40 mm; abrasive 1.2; dyna grit; 12 SR; cylindrical     | <b>Model:</b> BR 650 S | REF <a href="#">100SG2260</a> |
| Scrubber brush, main - 31" or 787,40 mm; hard nylon; 12 SR; cylindrical                  | <b>Model:</b> BR 650 S | REF <a href="#">100SG2257</a> |
| Scrubber brush, main - 31" or 787,40 mm; magna grit; 16 SR; cylindrical                  | <b>Model:</b> BR 650 S | REF <a href="#">100SG2261</a> |
| Scrubber brush, main - 31" or 787,40 mm; polypropylene; 12 SR; cylindrical               | <b>Model:</b> BR 650 S | REF <a href="#">100SG2258</a> |
| Scrubber brush, main - 31" or 787,40 mm; soft nylon; 12 SR; cylindrical                  | <b>Model:</b> BR 650 S | REF <a href="#">100SG2256</a> |



## VACUUM MOTOR

|                        |                        |                               |
|------------------------|------------------------|-------------------------------|
| Motor, vacuum - 36 VDC | <b>Model:</b> BR 650 S | REF <a href="#">101SG3548</a> |
|------------------------|------------------------|-------------------------------|

used for: **NILFISK** series: **BR 652**



## FILTER

|  |                      |                                      |
|--|----------------------|--------------------------------------|
| Filter element, solution intake filter - filter net ss 50 mesh for water | <b>Model:</b> BR 652 | <b>REF</b> <a href="#">100SG3206</a> |
| Filter, solution inline - water  | <b>Model:</b> BR 652 | <b>REF</b> <a href="#">100SG3208</a> |



## HOSE

|  |                      |                                      |
|--|----------------------|--------------------------------------|
| Hose, drain  | <b>Model:</b> BR 652 | <b>REF</b> <a href="#">100SG3205</a> |
| Hose, solution - diameter: 12,00 mm; length: 270,00 mm | <b>Model:</b> BR 652 | <b>REF</b> <a href="#">100SG3210</a> |
| Hose, vacuum - suction                                 | <b>Model:</b> BR 652 | <b>REF</b> <a href="#">100SG3209</a> |



## SQUEEGEE

|   |                      |                                      |
|---|----------------------|--------------------------------------|
| Blade kit, squeegee rear - 35" or 889,00 mm; polyurethane     | <b>Model:</b> BR 652 | <b>REF</b> <a href="#">100SG2176</a> |
| Blade kit, squeegee rear - 35" or 889,00 mm; rubber; optional | <b>Model:</b> BR 652 | <b>REF</b> <a href="#">100SG2174</a> |



## SWEEPER/BRUSH

|   |                      |                                      |
|---|----------------------|--------------------------------------|
| Scrubber brush, main - 12" or 304,80 mm; polypropylene; 5 SR                            | <b>Model:</b> BR 652 | <b>REF</b> <a href="#">100SG3188</a> |
| Scrubber brush, main - 12" or 304,80 mm; prolite; 5 SR                                  | <b>Model:</b> BR 652 | <b>REF</b> <a href="#">100SG3194</a> |
| Scrubber brush, main - 12" or 304,80 mm; Tynex; mid grit 240; 5 SR                      | <b>Model:</b> BR 652 | <b>REF</b> <a href="#">100SG3190</a> |
| Scrubber brush, main - 12" or 304,80 mm; Tynex; midlite grit; 5 SR                      | <b>Model:</b> BR 652 | <b>REF</b> <a href="#">100SG3192</a> |
| Scrubber brush, main - 12" or 304,80 mm; Union mix; 1 MR                                | <b>Model:</b> BR 652 | <b>REF</b> <a href="#">100SG3196</a> |
| Scrubber brush, main - 14" or 355,60 mm; prolene; 5 SR                                  | <b>Model:</b> BR 652 | <b>REF</b> <a href="#">100SG3189</a> |
| Scrubber brush, main - 14" or 355,60 mm; prolite; 7 SR                                  | <b>Model:</b> BR 652 | <b>REF</b> <a href="#">100SG3195</a> |
| Scrubber brush, main - 14" or 355,60 mm; Tynex; mid grit 240; 6 SR                      | <b>Model:</b> BR 652 | <b>REF</b> <a href="#">100SG3191</a> |
| Scrubber brush, main - 14" or 355,60 mm; Tynex; midlite grit; 6 SR                      | <b>Model:</b> BR 652 | <b>REF</b> <a href="#">100SG3193</a> |
| Scrubber brush, main - 14" or 355,60 mm; Union mix; 1 MR                                | <b>Model:</b> BR 652 | <b>REF</b> <a href="#">100SG3197</a> |
| Scrubber brush, main - 28" or 711,20 mm; hard nylon; 12 SR; cylindrical                 | <b>Model:</b> BR 652 | <b>REF</b> <a href="#">100SG2284</a> |
| Scrubber brush, main - 28" or 711,20 mm; nylon; 46 grit; MR; cylindrical; orange/brown  | <b>Model:</b> BR 652 | <b>REF</b> <a href="#">100SG2287</a> |
| Scrubber brush, main - 28" or 711,20 mm; polypropylene; 12 SR; cylindrical; red         | <b>Model:</b> BR 652 | <b>REF</b> <a href="#">100SG2282</a> |
| Scrubber brush, main - 28" or 711,20 mm; soft nylon; 12 SR; cylindrical; yellow         | <b>Model:</b> BR 652 | <b>REF</b> <a href="#">100SG2283</a> |
| Scrubber brush, main - 28" or 711,20 mm; Tynex; 180 grit; 12 SR; cylindrical; blue/grey | <b>Model:</b> BR 652 | <b>REF</b> <a href="#">100SG2285</a> |
| Scrubber brush, main - 28" or 711,20 mm; Tynex; 80 grit; 16 SR; cylindrical; black      | <b>Model:</b> BR 652 | <b>REF</b> <a href="#">100SG2286</a> |



## VACUUM MOTOR

|  |                      |                                      |
|--|----------------------|--------------------------------------|
| Motor, vacuum - 24 VDC; 420 W; 3 stage | <b>Model:</b> BR 652 | <b>REF</b> <a href="#">100SG2172</a> |
| Motor, vacuum - 24 VDC; 670 W; 3 stage | <b>Model:</b> BR 652 | <b>REF</b> <a href="#">100SG2175</a> |

used for: **NILFISK** series: **BR 700 S**



## FILTER

|  |                        |                               |
|--|------------------------|-------------------------------|
| Filter element, solution intake filter – from sn 1752024 | <b>Model:</b> BR 700 S | REF <a href="#">100SG3142</a> |
| Filter, solution inline - sn from - 1752024              | <b>Model:</b> BR 700 S | REF <a href="#">100SG2244</a> |



## HOSE

|                |                        |                               |
|----------------|------------------------|-------------------------------|
| Hose, drain    | <b>Model:</b> BR 700 S | REF <a href="#">100SG2363</a> |
| Hose, solution | <b>Model:</b> BR 700 S | REF <a href="#">100SG2246</a> |
| Hose, vacuum   | <b>Model:</b> BR 700 S | REF <a href="#">100SG2243</a> |



## SQUEEGEE

|   |                        |                               |
|---|------------------------|-------------------------------|
| Blade, squeegee rear - 28" or 711,20 mm | <b>Model:</b> BR 700 S | REF <a href="#">100SG2230</a> |
| Blade, squeegee side - red gum          | <b>Model:</b> BR 700 S | REF <a href="#">100SG2279</a> |
| Blade, squeegee side - oil-resistant    | <b>Model:</b> BR 700 S | REF <a href="#">100SG2253</a> |
| Blade, squeegee side - rubber           | <b>Model:</b> BR 700 S | REF <a href="#">100SG2255</a> |



## SWEEPER/BRUSH

|  |                        |                               |
|--|------------------------|-------------------------------|
| Pad assembly – 12" or 304,80 mm  | <b>Model:</b> BR 700 S | REF <a href="#">100SG2294</a> |
| Pad assembly – 13" or 330,20 mm  | <b>Model:</b> BR 700 S | REF <a href="#">100SG2303</a> |
| Pad assembly – 14" or 355,60 mm  | <b>Model:</b> BR 700 S | REF <a href="#">100SG2330</a> |
| Pad assembly – 16" or 406,40 mm  | <b>Model:</b> BR 700 S | REF <a href="#">100SG2339</a> |
| Pad assembly, main scrubber brush - only locking plate                     | <b>Model:</b> BR 700 S | REF <a href="#">100SG2293</a> |
| Scrubber brush, main - 12" or 304,80 mm; aglite disc                       | <b>Model:</b> BR 700 S | REF <a href="#">100SG2297</a> |
| Scrubber brush, main - 12" or 304,80 mm; polypropylene; 5 SR; prolite disc | <b>Model:</b> BR 700 S | REF <a href="#">100SG2299</a> |
| Scrubber brush, main - 12" or 304,80 mm; prolene; 4 SR                     | <b>Model:</b> BR 700 S | REF <a href="#">100SG2298</a> |
| Scrubber brush, main - 12" or 304,80 mm; Tynex; dyna grit disc; 4 SR       | <b>Model:</b> BR 700 S | REF <a href="#">100SG2296</a> |
| Scrubber brush, main - 12" or 304,80 mm; Tynex; magna grit; 4 SR           | <b>Model:</b> BR 700 S | REF <a href="#">100SG2295</a> |
| Scrubber brush, main - 12" or 304,80 mm; Tynex; mid grit disc; 5 SR        | <b>Model:</b> BR 700 S | REF <a href="#">100SG2301</a> |
| Scrubber brush, main - 12" or 304,80 mm; Tynex; midlite grit disc; 4 SR    | <b>Model:</b> BR 700 S | REF <a href="#">100SG2302</a> |
| Scrubber brush, main - 12" or 304,80 mm; Union mix; 1 MR                   | <b>Model:</b> BR 700 S | REF <a href="#">100SG2300</a> |
| Scrubber brush, main - 13" or 330,20 mm disc                               | <b>Model:</b> BR 700 S | REF <a href="#">100SG2306</a> |
| Scrubber brush, main - 13" or 330,20 mm; mid grit disc 240                 | <b>Model:</b> BR 700 S | REF <a href="#">100SG2310</a> |
| Scrubber brush, main - 13" or 330,20 mm; polypropylene; 5 SR; prolite disc | <b>Model:</b> BR 700 S | REF <a href="#">100SG2308</a> |
| Scrubber brush, main - 13" or 330,20 mm; prolene; 5 SR                     | <b>Model:</b> BR 700 S | REF <a href="#">100SG2307</a> |
| Scrubber brush, main - 13" or 330,20 mm; Tynex; dyna grit disc; 5 SR       | <b>Model:</b> BR 700 S | REF <a href="#">100SG2305</a> |
| Scrubber brush, main - 13" or 330,20 mm; Tynex; magna grit; 5 SR           | <b>Model:</b> BR 700 S | REF <a href="#">100SG2304</a> |
| Scrubber brush, main - 13" or 330,20 mm; Tynex; midlite grit; 5 SR         | <b>Model:</b> BR 700 S | REF <a href="#">100SG2311</a> |
| Scrubber brush, main - 13" or 330,20 mm; Union mix; 6 SR                   | <b>Model:</b> BR 700 S | REF <a href="#">100SG2309</a> |
| Scrubber brush, main - 14" or 355,60 mm; Tynex; aglite grit 3 lug; 6 SR    | <b>Model:</b> BR 700 S | REF <a href="#">100SG2333</a> |
| Scrubber brush, main - 14" or 355,60 mm; prolene 3 lug; 6 SR               | <b>Model:</b> BR 700 S | REF <a href="#">100SG2334</a> |
| Scrubber brush, main - 14" or 355,60 mm; prolite; 6 SR                     | <b>Model:</b> BR 700 S | REF <a href="#">100SG2335</a> |
| Scrubber brush, main - 14" or 355,60 mm; Tynex; dyna grit 3 lug; 6 SR      | <b>Model:</b> BR 700 S | REF <a href="#">100SG2332</a> |
| Scrubber brush, main - 14" or 355,60 mm; Tynex; magna grit 3 lug; 6 SR     | <b>Model:</b> BR 700 S | REF <a href="#">100SG2331</a> |
| Scrubber brush, main - 14" or 355,60 mm; Tynex; midlite grit 3 lug; 6 SR   | <b>Model:</b> BR 700 S | REF <a href="#">100SG2338</a> |
| Scrubber brush, main - 14" or 355,60 mm; Tynex; midlite grit; 6 SR         | <b>Model:</b> BR 700 S | REF <a href="#">100SG2337</a> |
| Scrubber brush, main - 14" or 355,60 mm; Union mix 3 lug; 5 SR             | <b>Model:</b> BR 700 S | REF <a href="#">100SG2336</a> |
| Scrubber brush, main – 16" or 406,40 mm; grit; 7 SR                        | <b>Model:</b> BR 700 S | REF <a href="#">100SG2342</a> |
| Scrubber brush, main - 16" or 406,40 mm; prolene; 7 SR                     | <b>Model:</b> BR 700 S | REF <a href="#">100SG2343</a> |
| Scrubber brush, main - 16" or 406,40 mm; prolite; 7 SR                     | <b>Model:</b> BR 700 S | REF <a href="#">100SG2344</a> |
| Scrubber brush, main - 16" or 406,40 mm; Tynex; dyna grit; 7 SR            | <b>Model:</b> BR 700 S | REF <a href="#">100SG2341</a> |
| Scrubber brush, main - 16" or 406,40 mm; Tynex; magna grit; 8 SR           | <b>Model:</b> BR 700 S | REF <a href="#">100SG2340</a> |
| Scrubber brush, main - 16" or 406,40 mm; Tynex; mid grit 240; 8 SR         | <b>Model:</b> BR 700 S | REF <a href="#">100SG2346</a> |
| Scrubber brush, main - 16" or 406,40 mm; Tynex; midlite grit 180; 7 SR     | <b>Model:</b> BR 700 S | REF <a href="#">100SG2347</a> |
| Scrubber brush, main - 16" or 406,40 mm; Union mix                         | <b>Model:</b> BR 700 S | REF <a href="#">100SG2345</a> |

|  |                        |                               |
|--|------------------------|-------------------------------|
| Scrubber brush, main - 24" or 609,60 mm; 46 grit; cylindrical; orange                    | <b>Model:</b> BR 700 S | REF <a href="#">100SG2242</a> |
| Scrubber brush, main - 24" or 609,60 mm; hard nylon; cylindrical                         | <b>Model:</b> BR 700 S | REF <a href="#">100SG2238</a> |
| Scrubber brush, main - 24" or 609,60 mm; polypropylene; 12 SR; cylindrical               | <b>Model:</b> BR 700 S | REF <a href="#">100SG2239</a> |
| Scrubber brush, main - 24" or 609,60 mm; soft nylon; cylindrical                         | <b>Model:</b> BR 700 S | REF <a href="#">100SG2237</a> |
| Scrubber brush, main - 24" or 609,60 mm; Tynex; 180 grit; 14 SR; cylindrical; blue       | <b>Model:</b> BR 700 S | REF <a href="#">100SG2240</a> |
| Scrubber brush, main - 24" or 609,60 mm; Tynex; 80 grit; 12 SR; cylindrical; black       | <b>Model:</b> BR 700 S | REF <a href="#">100SG2241</a> |
| Scrubber brush, main - 26" or 660,40 mm; 180 grit; cylindrical; blue                     | <b>Model:</b> BR 700 S | REF <a href="#">100SG2234</a> |
| Scrubber brush, main - 26" or 660,40 mm; 46 grit; cylindrical; orange                    | <b>Model:</b> BR 700 S | REF <a href="#">100SG2236</a> |
| Scrubber brush, main - 26" or 660,40 mm; 80 grit; cylindrical; black                     | <b>Model:</b> BR 700 S | REF <a href="#">100SG2235</a> |
| Scrubber brush, main - 26" or 660,40 mm; hard nylon; cylindrical                         | <b>Model:</b> BR 700 S | REF <a href="#">100SG2232</a> |
| Scrubber brush, main - 26" or 660,40 mm; polypropylene; cylindrical                      | <b>Model:</b> BR 700 S | REF <a href="#">100SG2233</a> |
| Scrubber brush, main - 26" or 660,40 mm; soft nylon; cylindrical                         | <b>Model:</b> BR 700 S | REF <a href="#">100SG2231</a> |
| Scrubber brush, main - 28" or 711,20 mm; hard nylon; 12 SR; cylindrical                  | <b>Model:</b> BR 700 S | REF <a href="#">100SG2284</a> |
| Scrubber brush, main - 28" or 711,20 mm; nylon; 46 grit; MR; cylindrical; orange/brown   | <b>Model:</b> BR 700 S | REF <a href="#">100SG2287</a> |
| Scrubber brush, main - 28" or 711,20 mm; polypropylene; 12 SR; cylindrical; red          | <b>Model:</b> BR 700 S | REF <a href="#">100SG2282</a> |
| Scrubber brush, main - 28" or 711,20 mm; soft nylon; 12 SR; cylindrical; yellow          | <b>Model:</b> BR 700 S | REF <a href="#">100SG2283</a> |
| Scrubber brush, main - 28" or 711,20 mm; Tynex; 180 grit; 12 SR; cylindrical; blue/grey  | <b>Model:</b> BR 700 S | REF <a href="#">100SG2285</a> |
| Scrubber brush, main - 28" or 711,20 mm; Tynex; 80 grit; 16 SR; cylindrical; black       | <b>Model:</b> BR 700 S | REF <a href="#">100SG2286</a> |
| Scrubber brush, main - 31" or 787,40 mm; abrasive 0.75; midlite grit; 16 SR; cylindrical | <b>Model:</b> BR 700 S | REF <a href="#">100SG2259</a> |
| Scrubber brush, main - 31" or 787,40 mm; abrasive 1.2; dyna grit; 12 SR; cylindrical     | <b>Model:</b> BR 700 S | REF <a href="#">100SG2260</a> |
| Scrubber brush, main - 31" or 787,40 mm; hard nylon; 12 SR; cylindrical                  | <b>Model:</b> BR 700 S | REF <a href="#">100SG2257</a> |
| Scrubber brush, main - 31" or 787,40 mm; magna grit; 16 SR; cylindrical                  | <b>Model:</b> BR 700 S | REF <a href="#">100SG2261</a> |
| Scrubber brush, main - 31" or 787,40 mm; polypropylene; 12 SR; cylindrical               | <b>Model:</b> BR 700 S | REF <a href="#">100SG2258</a> |
| Scrubber brush, main - 31" or 787,40 mm; soft nylon; 12 SR; cylindrical                  | <b>Model:</b> BR 700 S | REF <a href="#">100SG2256</a> |



## VACUUM MOTOR

|                        |                        |                               |
|------------------------|------------------------|-------------------------------|
| Motor, vacuum - 36 VDC | <b>Model:</b> BR 700 S | REF <a href="#">101SG3548</a> |
|------------------------|------------------------|-------------------------------|

used for: **NILFISK** series: **BR 752**



## FILTER

|  |                             |                                      |
|--|-----------------------------|--------------------------------------|
| Filter element, solution intake filter - filter net ss 50 mesh for water | <b>Model:</b> BR 752, 752 C | <b>REF</b> <a href="#">100SG3206</a> |
| Filter, solution inline - water  | <b>Model:</b> BR 752, 752 C | <b>REF</b> <a href="#">100SG3208</a> |



## HOSE

|  |                             |                                      |
|--|-----------------------------|--------------------------------------|
| Hose, drain  | <b>Model:</b> BR 752, 752 C | <b>REF</b> <a href="#">100SG3205</a> |
| Hose, solution - diameter: 12,00 mm; length: 270,00 mm | <b>Model:</b> BR 752, 752 C | <b>REF</b> <a href="#">100SG3210</a> |
| Hose, vacuum - suction                                 | <b>Model:</b> BR 752, 752 C | <b>REF</b> <a href="#">100SG3209</a> |



## SQUEEGEE

|   |                             |                                      |
|---|-----------------------------|--------------------------------------|
| Blade kit, squeegee rear - 35" or 889,00 mm; polyurethane     | <b>Model:</b> BR 752, 752 C | <b>REF</b> <a href="#">100SG2176</a> |
| Blade kit, squeegee rear - 35" or 889,00 mm; rubber; optional | <b>Model:</b> BR 752, 752 C | <b>REF</b> <a href="#">100SG2174</a> |



## SWEEPER/BRUSH

|   |                             |                                      |
|---|-----------------------------|--------------------------------------|
| Scrubber brush, main - 12" or 304,80 mm; polypropylene; 5 SR                            | <b>Model:</b> BR 752, 752 C | <b>REF</b> <a href="#">100SG3188</a> |
| Scrubber brush, main - 12" or 304,80 mm; prolite; 5 SR                                  | <b>Model:</b> BR 752, 752 C | <b>REF</b> <a href="#">100SG3194</a> |
| Scrubber brush, main - 12" or 304,80 mm; Tynex; mid grit 240; 5 SR                      | <b>Model:</b> BR 752, 752 C | <b>REF</b> <a href="#">100SG3190</a> |
| Scrubber brush, main - 12" or 304,80 mm; Tynex; midlite grit; 5 SR                      | <b>Model:</b> BR 752, 752 C | <b>REF</b> <a href="#">100SG3192</a> |
| Scrubber brush, main - 12" or 304,80 mm; Union mix; 1 MR                                | <b>Model:</b> BR 752, 752 C | <b>REF</b> <a href="#">100SG3196</a> |
| Scrubber brush, main - 14" or 355,60 mm; prolite; 5 SR                                  | <b>Model:</b> BR 752, 752 C | <b>REF</b> <a href="#">100SG3189</a> |
| Scrubber brush, main - 14" or 355,60 mm; prolite; 7 SR                                  | <b>Model:</b> BR 752, 752 C | <b>REF</b> <a href="#">100SG3195</a> |
| Scrubber brush, main - 14" or 355,60 mm; Tynex; mid grit 240; 6 SR                      | <b>Model:</b> BR 752, 752 C | <b>REF</b> <a href="#">100SG3191</a> |
| Scrubber brush, main - 14" or 355,60 mm; Tynex; midlite grit; 6 SR                      | <b>Model:</b> BR 752, 752 C | <b>REF</b> <a href="#">100SG3193</a> |
| Scrubber brush, main - 14" or 355,60 mm; Union mix; 1 MR                                | <b>Model:</b> BR 752, 752 C | <b>REF</b> <a href="#">100SG3197</a> |
| Scrubber brush, main - 28" or 711,20 mm; hard nylon; 12 SR; cylindrical                 | <b>Model:</b> BR 752, 752 C | <b>REF</b> <a href="#">100SG2284</a> |
| Scrubber brush, main - 28" or 711,20 mm; nylon; 46 grit; MR; cylindrical; orange/brown  | <b>Model:</b> BR 752, 752 C | <b>REF</b> <a href="#">100SG2287</a> |
| Scrubber brush, main - 28" or 711,20 mm; polypropylene; 12 SR; cylindrical; red         | <b>Model:</b> BR 752, 752 C | <b>REF</b> <a href="#">100SG2282</a> |
| Scrubber brush, main - 28" or 711,20 mm; soft nylon; 12 SR; cylindrical; yellow         | <b>Model:</b> BR 752, 752 C | <b>REF</b> <a href="#">100SG2283</a> |
| Scrubber brush, main - 28" or 711,20 mm; Tynex; 180 grit; 12 SR; cylindrical; blue/grey | <b>Model:</b> BR 752, 752 C | <b>REF</b> <a href="#">100SG2285</a> |
| Scrubber brush, main - 28" or 711,20 mm; Tynex; 80 grit; 16 SR; cylindrical; black      | <b>Model:</b> BR 752, 752 C | <b>REF</b> <a href="#">100SG2286</a> |



## VACUUM MOTOR

|                       |                             |                                      |
|-----------------------|-----------------------------|--------------------------------------|
| Motor, vacuum - 420 W | <b>Model:</b> BR 752, 752 C | <b>REF</b> <a href="#">101SG3549</a> |
| Motor, vacuum - 570 W | <b>Model:</b> BR 752, 752 C | <b>REF</b> <a href="#">101SG3550</a> |

used for: **NILFISK** series: **BR 755**



## FILTER

|                                |                      |                                      |
|--------------------------------|----------------------|--------------------------------------|
| Element, solution drain filter | <b>Model:</b> BR 755 | <b>REF</b> <a href="#">100SG3174</a> |
|--------------------------------|----------------------|--------------------------------------|



## HOSE

|                        |                      |                                      |
|------------------------|----------------------|--------------------------------------|
| Hose, drain - recovery | <b>Model:</b> BR 755 | <b>REF</b> <a href="#">100SG3175</a> |
| Hose, solution         | <b>Model:</b> BR 755 | <b>REF</b> <a href="#">100SG3129</a> |



## SQUEEGEE

|  |                      |                                      |
|--|----------------------|--------------------------------------|
| Blade kit, squeegee - side                             | <b>Model:</b> BR 755 | <b>REF</b> <a href="#">100SG3143</a> |
| Blade, squeegee front - 28" or 711,20 mm; gum          | <b>Model:</b> BR 755 | <b>REF</b> <a href="#">100SG3176</a> |
| Blade, squeegee front - 28" or 711,20 mm; polyurethane | <b>Model:</b> BR 755 | <b>REF</b> <a href="#">100SG3179</a> |
| Blade, squeegee front - 34" or 863,60 mm; gum          | <b>Model:</b> BR 755 | <b>REF</b> <a href="#">100SG3177</a> |
| Blade, squeegee front - 34" or 863,60 mm; polyurethane | <b>Model:</b> BR 755 | <b>REF</b> <a href="#">100SG3180</a> |
| Blade, squeegee rear - 28" or 711,20 mm; polyurethane  | <b>Model:</b> BR 755 | <b>REF</b> <a href="#">100SG3147</a> |
| Blade, squeegee rear - 28" or 711,20 mm; red gum       | <b>Model:</b> BR 755 | <b>REF</b> <a href="#">100SG3146</a> |
| Blade, squeegee rear - 34" or 863,60 mm; polyurethane  | <b>Model:</b> BR 755 | <b>REF</b> <a href="#">100SG3149</a> |
| Blade, squeegee rear - 34" or 863,60 mm; red gum       | <b>Model:</b> BR 755 | <b>REF</b> <a href="#">100SG3148</a> |
| Blade, squeegee side - gum                             | <b>Model:</b> BR 755 | <b>REF</b> <a href="#">100SG3154</a> |
| Blade, squeegee side - red gum; cylindrical            | <b>Model:</b> BR 755 | <b>REF</b> <a href="#">100SG3182</a> |
| Blade, squeegee side - polyurethane                    | <b>Model:</b> BR 755 | <b>REF</b> <a href="#">100SG3156</a> |
| Blade, squeegee side - polyurethane; cylindrical       | <b>Model:</b> BR 755 | <b>REF</b> <a href="#">100SG3181</a> |
| Blade, squeegee side - red gum                         | <b>Model:</b> BR 755 | <b>REF</b> <a href="#">100SG3155</a> |



## SWEEPER/BRUSH

|  |                      |                                      |
|--|----------------------|--------------------------------------|
| Pad assembly - 14" or 355,60 mm  | <b>Model:</b> BR 755 | <b>REF</b> <a href="#">100SG2330</a> |
| Pad assembly - 17" or 431,80 mm; 3 lug   | <b>Model:</b> BR 755 | <b>REF</b> <a href="#">100SG2312</a> |
| Scrubber brush, main - 14" or 355,60 mm; Tynex; aglite grit 3 lug; 6 SR                    | <b>Model:</b> BR 755 | <b>REF</b> <a href="#">100SG2333</a> |
| Scrubber brush, main - 14" or 355,60 mm; prolene 3 lug; 6 SR                               | <b>Model:</b> BR 755 | <b>REF</b> <a href="#">100SG2334</a> |
| Scrubber brush, main - 14" or 355,60 mm; prolite; 6 SR                                     | <b>Model:</b> BR 755 | <b>REF</b> <a href="#">100SG2335</a> |
| Scrubber brush, main - 14" or 355,60 mm; Tynex; dyna grit 3 lug; 6 SR                      | <b>Model:</b> BR 755 | <b>REF</b> <a href="#">100SG2332</a> |
| Scrubber brush, main - 14" or 355,60 mm; Tynex; magna grit 3 lug; 6 SR                     | <b>Model:</b> BR 755 | <b>REF</b> <a href="#">100SG2331</a> |
| Scrubber brush, main - 14" or 355,60 mm; Tynex; midlite grit 3 lug; 6 SR                   | <b>Model:</b> BR 755 | <b>REF</b> <a href="#">100SG2338</a> |
| Scrubber brush, main - 14" or 355,60 mm; Tynex; midlite grit; 6 SR                         | <b>Model:</b> BR 755 | <b>REF</b> <a href="#">100SG2337</a> |
| Scrubber brush, main - 14" or 355,60 mm; Union mix 3 lug; 5 SR                             | <b>Model:</b> BR 755 | <b>REF</b> <a href="#">100SG2336</a> |
| Scrubber brush, main - 17" or 431,80 mm polypropylene; 8 SR; prolite; light-duty           | <b>Model:</b> BR 755 | <b>REF</b> <a href="#">100SG2317</a> |
| Scrubber brush, main - 17" or 431,80 mm; prolene; 7 SR; medium; heavy-duty                 | <b>Model:</b> BR 755 | <b>REF</b> <a href="#">100SG2316</a> |
| Scrubber brush, main - 17" or 431,80 mm; 7 SR; grit 500; soft                              | <b>Model:</b> BR 755 | <b>REF</b> <a href="#">100SG2315</a> |
| Scrubber brush, main - 17" or 431,80 mm; Tynex; dyna grit 3 lug; 7 SR; heavy-duty          | <b>Model:</b> BR 755 | <b>REF</b> <a href="#">100SG2314</a> |
| Scrubber brush, main - 17" or 431,80 mm; Tynex; magna grit 3 lug; 8 SR; extreme heavy-duty | <b>Model:</b> BR 755 | <b>REF</b> <a href="#">100SG2313</a> |
| Scrubber brush, main - 17" or 431,80 mm; Tynex; midlite grit 180; 7 SR; medium-duty        | <b>Model:</b> BR 755 | <b>REF</b> <a href="#">100SG2320</a> |
| Scrubber brush, main - 17" or 431,80 mm; Tynex; mid grit 240; 8 SR; medium-duty            | <b>Model:</b> BR 755 | <b>REF</b> <a href="#">100SG2319</a> |
| Scrubber brush, main - 17" or 431,80 mm; Union mix 3 lug                                   | <b>Model:</b> BR 755 | <b>REF</b> <a href="#">100SG2318</a> |
| Scrubber brush, main - 28" or 711,20 mm; hard nylon; 12 SR; cylindrical                    | <b>Model:</b> BR 755 | <b>REF</b> <a href="#">100SG2284</a> |
| Scrubber brush, main - 28" or 711,20 mm; nylon; 46 grit; MR; cylindrical; orange/brown     | <b>Model:</b> BR 755 | <b>REF</b> <a href="#">100SG2287</a> |
| Scrubber brush, main - 28" or 711,20 mm; polypropylene; 12 SR; cylindrical; red            | <b>Model:</b> BR 755 | <b>REF</b> <a href="#">100SG2282</a> |
| Scrubber brush, main - 28" or 711,20 mm; soft nylon; 12 SR; cylindrical; yellow            | <b>Model:</b> BR 755 | <b>REF</b> <a href="#">100SG2283</a> |
| Scrubber brush, main - 28" or 711,20 mm; Tynex; 180 grit; 12 SR; cylindrical; blue/grey    | <b>Model:</b> BR 755 | <b>REF</b> <a href="#">100SG2285</a> |
| Scrubber brush, main - 28" or 711,20 mm; Tynex; 80 grit; 16 SR; cylindrical; black         | <b>Model:</b> BR 755 | <b>REF</b> <a href="#">100SG2286</a> |

used for: **NILFISK** series: **BR 755**



## VACUUM MOTOR

|   |                      |                                      |
|---|----------------------|--------------------------------------|
| Motor, vacuum - 24 VDC; 3 stage; with suppression | <b>Model:</b> BR 755 | <b>REF</b> <a href="#">100SG3178</a> |
|---|----------------------|--------------------------------------|



used for: **NILFISK** series: **BR 800**


## FILTER

|  |                           |                                      |
|--|---------------------------|--------------------------------------|
| Filter element, solution intake filter – from sn 1752024 | <b>Model:</b> BR 800 C, S | <b>REF</b> <a href="#">100SG3142</a> |
| Filter, solution inline - sn from - 1752024              | <b>Model:</b> BR 800 C, S | <b>REF</b> <a href="#">100SG2244</a> |



## HOSE

|                |                           |                                      |
|----------------|---------------------------|--------------------------------------|
| Hose, drain    | <b>Model:</b> BR 800 C, S | <b>REF</b> <a href="#">100SG2363</a> |
| Hose, solution | <b>Model:</b> BR 800 C, S | <b>REF</b> <a href="#">100SG2246</a> |
| Hose, vacuum   | <b>Model:</b> BR 800 C, S | <b>REF</b> <a href="#">100SG2243</a> |



## SQUEEGEE

|   |                           |                                      |
|---|---------------------------|--------------------------------------|
| Blade, squeegee rear - 32" or 812,80 mm | <b>Model:</b> BR 800 S    | <b>REF</b> <a href="#">100SG2229</a> |
| Blade, squeegee side - red gum          | <b>Model:</b> BR 800 C, S | <b>REF</b> <a href="#">100SG2279</a> |
| Blade, squeegee side - oil-resistant    | <b>Model:</b> BR 800 C, S | <b>REF</b> <a href="#">100SG2253</a> |
| Blade, squeegee side - rubber           | <b>Model:</b> BR 800 C, S | <b>REF</b> <a href="#">100SG2255</a> |



## SWEEPER/BRUSH

|  |                           |                                      |
|--|---------------------------|--------------------------------------|
| Pad assembly – 12" or 304,80 mm  | <b>Model:</b> BR 800 C, S | <b>REF</b> <a href="#">100SG2294</a> |
| Pad assembly – 13" or 330,20 mm  | <b>Model:</b> BR 800 C, S | <b>REF</b> <a href="#">100SG2303</a> |
| Pad assembly – 14" or 355,60 mm  | <b>Model:</b> BR 800 C, S | <b>REF</b> <a href="#">100SG2330</a> |
| Pad assembly – 16" or 406,40 mm  | <b>Model:</b> BR 800 C, S | <b>REF</b> <a href="#">100SG2339</a> |
| Scrubber brush, main - 12" or 304,80 mm; aglite disc                       | <b>Model:</b> BR 800 C, S | <b>REF</b> <a href="#">100SG2297</a> |
| Scrubber brush, main - 12" or 304,80 mm; polypropylene; 5 SR; prolite disc | <b>Model:</b> BR 800 C, S | <b>REF</b> <a href="#">100SG2299</a> |
| Scrubber brush, main - 12" or 304,80 mm; prolene; 4 SR                     | <b>Model:</b> BR 800 C, S | <b>REF</b> <a href="#">100SG2298</a> |
| Scrubber brush, main - 12" or 304,80 mm; Tynex; dyna grit disc; 4 SR       | <b>Model:</b> BR 800 C, S | <b>REF</b> <a href="#">100SG2296</a> |
| Scrubber brush, main - 12" or 304,80 mm; Tynex; magna grit; 4 SR           | <b>Model:</b> BR 800 C, S | <b>REF</b> <a href="#">100SG2295</a> |
| Scrubber brush, main - 12" or 304,80 mm; Tynex; mid grit disc; 5 SR        | <b>Model:</b> BR 800 C, S | <b>REF</b> <a href="#">100SG2301</a> |
| Scrubber brush, main - 12" or 304,80 mm; Tynex; midlite grit disc; 4 SR    | <b>Model:</b> BR 800 C, S | <b>REF</b> <a href="#">100SG2302</a> |
| Scrubber brush, main - 12" or 304,80 mm; Union mix; 1 MR                   | <b>Model:</b> BR 800 C, S | <b>REF</b> <a href="#">100SG2300</a> |
| Scrubber brush, main - 13" or 330,20 mm disc                               | <b>Model:</b> BR 800 C, S | <b>REF</b> <a href="#">100SG2306</a> |
| Scrubber brush, main - 13" or 330,20 mm; mid grit disc 240                 | <b>Model:</b> BR 800 C, S | <b>REF</b> <a href="#">100SG2310</a> |
| Scrubber brush, main - 13" or 330,20 mm; polypropylene; 5 SR; prolite disc | <b>Model:</b> BR 800 C, S | <b>REF</b> <a href="#">100SG2308</a> |
| Scrubber brush, main - 13" or 330,20 mm; prolene; 5 SR                     | <b>Model:</b> BR 800 C, S | <b>REF</b> <a href="#">100SG2307</a> |
| Scrubber brush, main - 13" or 330,20 mm; Tynex; dyna grit disc; 5 SR       | <b>Model:</b> BR 800 C, S | <b>REF</b> <a href="#">100SG2305</a> |
| Scrubber brush, main - 13" or 330,20 mm; Tynex; magna grit; 5 SR           | <b>Model:</b> BR 800 C, S | <b>REF</b> <a href="#">100SG2304</a> |
| Scrubber brush, main - 13" or 330,20 mm; Tynex; midlite grit; 5 SR         | <b>Model:</b> BR 800 C, S | <b>REF</b> <a href="#">100SG2311</a> |
| Scrubber brush, main - 13" or 330,20 mm; Union mix; 6 SR                   | <b>Model:</b> BR 800 C, S | <b>REF</b> <a href="#">100SG2309</a> |
| Scrubber brush, main - 14" or 355,60 mm; Tynex; aglite grit 3 lug; 6 SR    | <b>Model:</b> BR 800 C, S | <b>REF</b> <a href="#">100SG2333</a> |
| Scrubber brush, main - 14" or 355,60 mm; prolene 3 lug; 6 SR               | <b>Model:</b> BR 800 C, S | <b>REF</b> <a href="#">100SG2334</a> |
| Scrubber brush, main - 14" or 355,60 mm; prolite; 6 SR                     | <b>Model:</b> BR 800 C, S | <b>REF</b> <a href="#">100SG2335</a> |
| Scrubber brush, main - 14" or 355,60 mm; Tynex; dyna grit 3 lug; 6 SR      | <b>Model:</b> BR 800 C, S | <b>REF</b> <a href="#">100SG2332</a> |
| Scrubber brush, main - 14" or 355,60 mm; Tynex; magna grit 3 lug; 6 SR     | <b>Model:</b> BR 800 C, S | <b>REF</b> <a href="#">100SG2331</a> |
| Scrubber brush, main - 14" or 355,60 mm; Tynex; midlite grit 3 lug; 6 SR   | <b>Model:</b> BR 800 C, S | <b>REF</b> <a href="#">100SG2338</a> |
| Scrubber brush, main - 14" or 355,60 mm; Tynex; midlite grit; 6 SR         | <b>Model:</b> BR 800 C, S | <b>REF</b> <a href="#">100SG2337</a> |
| Scrubber brush, main - 14" or 355,60 mm; Union mix 3 lug; 5 SR             | <b>Model:</b> BR 800 C, S | <b>REF</b> <a href="#">100SG2336</a> |
| Scrubber brush, main – 16" or 406,40 mm; grit; 7 SR                        | <b>Model:</b> BR 800 C, S | <b>REF</b> <a href="#">100SG2342</a> |
| Scrubber brush, main - 16" or 406,40 mm; prolene; 7 SR                     | <b>Model:</b> BR 800 C, S | <b>REF</b> <a href="#">100SG2343</a> |
| Scrubber brush, main - 16" or 406,40 mm; prolite; 7 SR                     | <b>Model:</b> BR 800 C, S | <b>REF</b> <a href="#">100SG2344</a> |
| Scrubber brush, main - 16" or 406,40 mm; Tynex; dyna grit; 7 SR            | <b>Model:</b> BR 800 C, S | <b>REF</b> <a href="#">100SG2341</a> |
| Scrubber brush, main - 16" or 406,40 mm; Tynex; magna grit; 8 SR           | <b>Model:</b> BR 800 C, S | <b>REF</b> <a href="#">100SG2340</a> |
| Scrubber brush, main - 16" or 406,40 mm; Tynex; mid grit 240; 8 SR         | <b>Model:</b> BR 800 C, S | <b>REF</b> <a href="#">100SG2346</a> |
| Scrubber brush, main - 16" or 406,40 mm; Tynex; midlite grit 180; 7 SR     | <b>Model:</b> BR 800 C, S | <b>REF</b> <a href="#">100SG2347</a> |
| Scrubber brush, main - 16" or 406,40 mm; Union mix                         | <b>Model:</b> BR 800 C, S | <b>REF</b> <a href="#">100SG2345</a> |
| Scrubber brush, main - 24" or 609,60 mm; 46 grit; cylindrical; orange      | <b>Model:</b> BR 800 C, S | <b>REF</b> <a href="#">100SG2242</a> |

used for: **NILFISK** series: **BR 800**

|  |                           |                               |
|--|---------------------------|-------------------------------|
| Scrubber brush, main - 24" or 609,60 mm; hard nylon; cylindrical                         | <b>Model:</b> BR 800 C, S | REF <a href="#">100SG2238</a> |
| Scrubber brush, main - 24" or 609,60 mm; polypropylene; 12 SR; cylindrical               | <b>Model:</b> BR 800 C, S | REF <a href="#">100SG2239</a> |
| Scrubber brush, main - 24" or 609,60 mm; soft nylon; cylindrical                         | <b>Model:</b> BR 800 C, S | REF <a href="#">100SG2237</a> |
| Scrubber brush, main - 24" or 609,60 mm; Tynex; 180 grit; 14 SR; cylindrical; blue       | <b>Model:</b> BR 800 C, S | REF <a href="#">100SG2240</a> |
| Scrubber brush, main - 24" or 609,60 mm; Tynex; 80 grit; 12 SR; cylindrical; black       | <b>Model:</b> BR 800 C, S | REF <a href="#">100SG2241</a> |
| Scrubber brush, main - 26" or 660,40 mm; 180 grit; cylindrical; blue                     | <b>Model:</b> BR 800 C, S | REF <a href="#">100SG2234</a> |
| Scrubber brush, main - 26" or 660,40 mm; 46 grit; cylindrical; orange                    | <b>Model:</b> BR 800 C, S | REF <a href="#">100SG2236</a> |
| Scrubber brush, main - 26" or 660,40 mm; 80 grit; cylindrical; black                     | <b>Model:</b> BR 800 C, S | REF <a href="#">100SG2235</a> |
| Scrubber brush, main - 26" or 660,40 mm; hard nylon; cylindrical                         | <b>Model:</b> BR 800 C, S | REF <a href="#">100SG2232</a> |
| Scrubber brush, main - 26" or 660,40 mm; polypropylene; cylindrical                      | <b>Model:</b> BR 800 C, S | REF <a href="#">100SG2233</a> |
| Scrubber brush, main - 26" or 660,40 mm; soft nylon; cylindrical                         | <b>Model:</b> BR 800 C, S | REF <a href="#">100SG2231</a> |
| Scrubber brush, main - 28" or 711,20 mm; hard nylon; 12 SR; cylindrical                  | <b>Model:</b> BR 800 C, S | REF <a href="#">100SG2284</a> |
| Scrubber brush, main - 28" or 711,20 mm; nylon; 46 grit; MR; cylindrical; orange/brown   | <b>Model:</b> BR 800 C, S | REF <a href="#">100SG2287</a> |
| Scrubber brush, main - 28" or 711,20 mm; polypropylene; 12 SR; cylindrical; red          | <b>Model:</b> BR 800 C, S | REF <a href="#">100SG2282</a> |
| Scrubber brush, main - 28" or 711,20 mm; soft nylon; 12 SR; cylindrical; yellow          | <b>Model:</b> BR 800 C, S | REF <a href="#">100SG2283</a> |
| Scrubber brush, main - 28" or 711,20 mm; Tynex; 180 grit; 12 SR; cylindrical; blue/grey  | <b>Model:</b> BR 800 C, S | REF <a href="#">100SG2285</a> |
| Scrubber brush, main - 28" or 711,20 mm; Tynex; 80 grit; 16 SR; cylindrical; black       | <b>Model:</b> BR 800 C, S | REF <a href="#">100SG2286</a> |
| Scrubber brush, main - 31" or 787,40 mm; abrasive 0.75; midlite grit; 16 SR; cylindrical | <b>Model:</b> BR 800 C, S | REF <a href="#">100SG2259</a> |
| Scrubber brush, main - 31" or 787,40 mm; abrasive 1.2; dyna grit; 12 SR; cylindrical     | <b>Model:</b> BR 800 C, S | REF <a href="#">100SG2260</a> |
| Scrubber brush, main - 31" or 787,40 mm; hard nylon; 12 SR; cylindrical                  | <b>Model:</b> BR 800 C, S | REF <a href="#">100SG2257</a> |
| Scrubber brush, main - 31" or 787,40 mm; magna grit; 16 SR; cylindrical                  | <b>Model:</b> BR 800 C, S | REF <a href="#">100SG2261</a> |
| Scrubber brush, main - 31" or 787,40 mm; polypropylene; 12 SR; cylindrical               | <b>Model:</b> BR 800 C, S | REF <a href="#">100SG2258</a> |
| Scrubber brush, main - 31" or 787,40 mm; soft nylon; 12 SR; cylindrical                  | <b>Model:</b> BR 800 C, S | REF <a href="#">100SG2256</a> |



## VACUUM MOTOR

|                        |                           |                               |
|------------------------|---------------------------|-------------------------------|
| Motor, vacuum - 36 VDC | <b>Model:</b> BR 800 C, S | REF <a href="#">101SG3548</a> |
|------------------------|---------------------------|-------------------------------|

used for: **NILFISK** series: **BR 850**



## HOSE

|              |                      |                                      |
|--------------|----------------------|--------------------------------------|
| Hose, drain  | <b>Model:</b> BR 850 | <b>REF</b> <a href="#">100SG2250</a> |
| Hose, vacuum | <b>Model:</b> BR 850 | <b>REF</b> <a href="#">100SG2245</a> |



## SQUEEGEE

|  |                      |                                      |
|--|----------------------|--------------------------------------|
| Blade, squeegee rear - neoprene              | <b>Model:</b> BR 850 | <b>REF</b> <a href="#">100SG2264</a> |
| Blade, squeegee rear - standard              | <b>Model:</b> BR 850 | <b>REF</b> <a href="#">100SG2263</a> |
| Blade, squeegee side - LH; insert; synthetic | <b>Model:</b> BR 850 | <b>REF</b> <a href="#">100SG2280</a> |
| Blade, squeegee side - RH; insert            | <b>Model:</b> BR 850 | <b>REF</b> <a href="#">100SG2281</a> |



## SWEEPER/BRUSH

|   |                      |                                      |
|---|----------------------|--------------------------------------|
| Pad assembly - 17" or 431,80 mm; 3 lug  | <b>Model:</b> BR 850 | <b>REF</b> <a href="#">100SG2312</a> |
| Scrubber brush, main - 17" or 431,80 mm; Tynex; mid grit 240; 8 SR; medium-duty               | <b>Model:</b> BR 850 | <b>REF</b> <a href="#">100SG2319</a> |
| Scrubber brush, main - 17" or 431,80 mm; Tynex; midlite grit 180; 7 SR; medium-duty           | <b>Model:</b> BR 850 | <b>REF</b> <a href="#">100SG2320</a> |
| Scrubber brush, main - 31" or 787,40 mm; abrasive 0.75; midlite grit; 16 SR; cylindrical      | <b>Model:</b> BR 850 | <b>REF</b> <a href="#">100SG2259</a> |
| Scrubber brush, main - 31" or 787,40 mm; abrasive 1.2; dyna grit; 12 SR; cylindrical          | <b>Model:</b> BR 850 | <b>REF</b> <a href="#">100SG2260</a> |
| Scrubber brush, main - 31" or 787,40 mm; hard nylon; 12 SR; cylindrical                       | <b>Model:</b> BR 850 | <b>REF</b> <a href="#">100SG2257</a> |
| Scrubber brush, main - 31" or 787,40 mm; magna grit; 16 SR; cylindrical                       | <b>Model:</b> BR 850 | <b>REF</b> <a href="#">100SG2261</a> |
| Scrubber brush, main - 31" or 787,40 mm; polypropylene; 12 SR; cylindrical                    | <b>Model:</b> BR 850 | <b>REF</b> <a href="#">100SG2258</a> |
| Scrubber brush, main - 31" or 787,40 mm; soft nylon; 12 SR; cylindrical                       | <b>Model:</b> BR 850 | <b>REF</b> <a href="#">100SG2256</a> |
| Scrubber brush, main - 38" or 965,20 mm; 180 grit; cylindrical                                | <b>Model:</b> BR 850 | <b>REF</b> <a href="#">100SG2276</a> |
| Scrubber brush, main - 38" or 965,20 mm; 46 grit; magna grit; cylindrical; Tynex extra coarse | <b>Model:</b> BR 850 | <b>REF</b> <a href="#">100SG2278</a> |
| Scrubber brush, main - 38" or 965,20 mm; 80 grit; dyna grit; cylindrical; Tynex grover        | <b>Model:</b> BR 850 | <b>REF</b> <a href="#">100SG2277</a> |
| Scrubber brush, main - 38" or 965,20 mm; hard nylon; 12 SR; cylindrical                       | <b>Model:</b> BR 850 | <b>REF</b> <a href="#">100SG2275</a> |
| Scrubber brush, main - 38" or 965,20 mm; polypropylene; 12 SR; cylindrical                    | <b>Model:</b> BR 850 | <b>REF</b> <a href="#">100SG2273</a> |
| Scrubber brush, main - 38" or 965,20 mm; soft nylon; 12 SR; cylindrical                       | <b>Model:</b> BR 850 | <b>REF</b> <a href="#">100SG2274</a> |



## VACUUM MOTOR

|                        |                      |                                      |
|------------------------|----------------------|--------------------------------------|
| Motor, vacuum - 36 VDC | <b>Model:</b> BR 850 | <b>REF</b> <a href="#">101SG3548</a> |
|------------------------|----------------------|--------------------------------------|

used for: **NILFISK** series: **BR 850**

used for: **NILFISK** series: **BR 855**


## FILTER

|                                |                      |                                      |
|--------------------------------|----------------------|--------------------------------------|
| Element, solution drain filter | <b>Model:</b> BR 855 | <b>REF</b> <a href="#">100SG3174</a> |
|--------------------------------|----------------------|--------------------------------------|



## HOSE

|                        |                      |                                      |
|------------------------|----------------------|--------------------------------------|
| Hose, drain - recovery | <b>Model:</b> BR 855 | <b>REF</b> <a href="#">100SG3175</a> |
| Hose, solution         | <b>Model:</b> BR 855 | <b>REF</b> <a href="#">100SG3129</a> |



## SQUEEGEE

|  |                      |                                      |
|--|----------------------|--------------------------------------|
| Blade kit, squeegee - side                             | <b>Model:</b> BR 855 | <b>REF</b> <a href="#">100SG3143</a> |
| Blade, squeegee front - 28" or 711,20 mm; gum          | <b>Model:</b> BR 855 | <b>REF</b> <a href="#">100SG3176</a> |
| Blade, squeegee front - 28" or 711,20 mm; polyurethane | <b>Model:</b> BR 855 | <b>REF</b> <a href="#">100SG3179</a> |
| Blade, squeegee front - 34" or 863,60 mm; gum          | <b>Model:</b> BR 855 | <b>REF</b> <a href="#">100SG3177</a> |
| Blade, squeegee front - 34" or 863,60 mm; polyurethane | <b>Model:</b> BR 855 | <b>REF</b> <a href="#">100SG3180</a> |
| Blade, squeegee rear - 28" or 711,20 mm; polyurethane  | <b>Model:</b> BR 855 | <b>REF</b> <a href="#">100SG3147</a> |
| Blade, squeegee rear - 28" or 711,20 mm; red gum       | <b>Model:</b> BR 855 | <b>REF</b> <a href="#">100SG3146</a> |
| Blade, squeegee rear - 34" or 863,60 mm; polyurethane  | <b>Model:</b> BR 855 | <b>REF</b> <a href="#">100SG3149</a> |
| Blade, squeegee rear - 34" or 863,60 mm; red gum       | <b>Model:</b> BR 855 | <b>REF</b> <a href="#">100SG3148</a> |
| Blade, squeegee side - gum                             | <b>Model:</b> BR 855 | <b>REF</b> <a href="#">100SG3154</a> |
| Blade, squeegee side - red gum; cylindrical            | <b>Model:</b> BR 855 | <b>REF</b> <a href="#">100SG3182</a> |
| Blade, squeegee side - polyurethane                    | <b>Model:</b> BR 855 | <b>REF</b> <a href="#">100SG3156</a> |
| Blade, squeegee side - polyurethane; cylindrical       | <b>Model:</b> BR 855 | <b>REF</b> <a href="#">100SG3181</a> |
| Blade, squeegee side - red gum                         | <b>Model:</b> BR 855 | <b>REF</b> <a href="#">100SG3155</a> |



## SWEEPER/BRUSH

|  |                      |                                      |
|--|----------------------|--------------------------------------|
| Pad assembly - 14" or 355,60 mm  | <b>Model:</b> BR 855 | <b>REF</b> <a href="#">100SG2330</a> |
| Pad assembly - 17" or 431,80 mm; 3 lug   | <b>Model:</b> BR 855 | <b>REF</b> <a href="#">100SG2312</a> |
| Scrubber brush, main - 14" or 355,60 mm; Tynex; aglite grit 3 lug; 6 SR                    | <b>Model:</b> BR 855 | <b>REF</b> <a href="#">100SG2333</a> |
| Scrubber brush, main - 14" or 355,60 mm; prolene 3 lug; 6 SR                               | <b>Model:</b> BR 855 | <b>REF</b> <a href="#">100SG2334</a> |
| Scrubber brush, main - 14" or 355,60 mm; prolite; 6 SR                                     | <b>Model:</b> BR 855 | <b>REF</b> <a href="#">100SG2335</a> |
| Scrubber brush, main - 14" or 355,60 mm; Tynex; dyna grit 3 lug; 6 SR                      | <b>Model:</b> BR 855 | <b>REF</b> <a href="#">100SG2332</a> |
| Scrubber brush, main - 14" or 355,60 mm; Tynex; magna grit 3 lug; 6 SR                     | <b>Model:</b> BR 855 | <b>REF</b> <a href="#">100SG2331</a> |
| Scrubber brush, main - 14" or 355,60 mm; Tynex; midlite grit 3 lug; 6 SR                   | <b>Model:</b> BR 855 | <b>REF</b> <a href="#">100SG2338</a> |
| Scrubber brush, main - 14" or 355,60 mm; Tynex; midlite grit; 6 SR                         | <b>Model:</b> BR 855 | <b>REF</b> <a href="#">100SG2337</a> |
| Scrubber brush, main - 14" or 355,60 mm; Union mix 3 lug; 5 SR                             | <b>Model:</b> BR 855 | <b>REF</b> <a href="#">100SG2336</a> |
| Scrubber brush, main - 17" or 431,80 mm polypropylene; 8 SR; prolite; light-duty           | <b>Model:</b> BR 855 | <b>REF</b> <a href="#">100SG2317</a> |
| Scrubber brush, main - 17" or 431,80 mm; prolene; 7 SR; medium; heavy-duty                 | <b>Model:</b> BR 855 | <b>REF</b> <a href="#">100SG2316</a> |
| Scrubber brush, main - 17" or 431,80 mm; 7 SR; grit 500; soft                              | <b>Model:</b> BR 855 | <b>REF</b> <a href="#">100SG2315</a> |
| Scrubber brush, main - 17" or 431,80 mm; Tynex; dyna grit 3 lug; 7 SR; heavy-duty          | <b>Model:</b> BR 855 | <b>REF</b> <a href="#">100SG2314</a> |
| Scrubber brush, main - 17" or 431,80 mm; Tynex; magna grit 3 lug; 8 SR; extreme heavy-duty | <b>Model:</b> BR 855 | <b>REF</b> <a href="#">100SG2313</a> |
| Scrubber brush, main - 17" or 431,80 mm; Tynex; midlite grit 180; 7 SR; medium-duty        | <b>Model:</b> BR 855 | <b>REF</b> <a href="#">100SG2320</a> |
| Scrubber brush, main - 17" or 431,80 mm; Tynex; mid grit 240; 8 SR; medium-duty            | <b>Model:</b> BR 855 | <b>REF</b> <a href="#">100SG2319</a> |
| Scrubber brush, main - 17" or 431,80 mm; Union mix 3 lug                                   | <b>Model:</b> BR 855 | <b>REF</b> <a href="#">100SG2318</a> |
| Scrubber brush, main - 28" or 711,20 mm; hard nylon; 12 SR; cylindrical                    | <b>Model:</b> BR 855 | <b>REF</b> <a href="#">100SG2284</a> |
| Scrubber brush, main - 28" or 711,20 mm; nylon; 46 grit; MR; cylindrical; orange/brown     | <b>Model:</b> BR 855 | <b>REF</b> <a href="#">100SG2287</a> |
| Scrubber brush, main - 28" or 711,20 mm; polypropylene; 12 SR; cylindrical; red            | <b>Model:</b> BR 855 | <b>REF</b> <a href="#">100SG2282</a> |
| Scrubber brush, main - 28" or 711,20 mm; soft nylon; 12 SR; cylindrical; yellow            | <b>Model:</b> BR 855 | <b>REF</b> <a href="#">100SG2283</a> |
| Scrubber brush, main - 28" or 711,20 mm; Tynex; 180 grit; 12 SR; cylindrical; blue/grey    | <b>Model:</b> BR 855 | <b>REF</b> <a href="#">100SG2285</a> |
| Scrubber brush, main - 28" or 711,20 mm; Tynex; 80 grit; 16 SR; cylindrical; black         | <b>Model:</b> BR 855 | <b>REF</b> <a href="#">100SG2286</a> |



## VACUUM MOTOR

|   |                      |                                      |
|---|----------------------|--------------------------------------|
| Motor, vacuum - 24 VDC; 3 stage; with suppression | <b>Model:</b> BR 855 | <b>REF</b> <a href="#">100SG3178</a> |
|---|----------------------|--------------------------------------|

used for: **NILFISK** series: **BR 855**

used for: **NILFISK** series: **CA 340**

used for: **NILFISK** series: **CA 340**



## FILTER

|  |                              |                                      |
|--|------------------------------|--------------------------------------|
| Filter element, dust filter - pre-filter | <b>Model:</b> CA 340, 340 ET | <b>REF</b> <a href="#">101SG3551</a> |
|--|------------------------------|--------------------------------------|



## HOSE

|              |                      |                                      |
|--------------|----------------------|--------------------------------------|
| Hose, vacuum | <b>Model:</b> CA 340 | <b>REF</b> <a href="#">100SG2192</a> |
|--------------|----------------------|--------------------------------------|



## SQUEEGEE

|                               |                              |                                      |
|-------------------------------|------------------------------|--------------------------------------|
| Blade, squeegee front - inner | <b>Model:</b> CA 340, 340 ET | <b>REF</b> <a href="#">100SG2196</a> |
| Blade, squeegee front - outer | <b>Model:</b> CA 340, 340 ET | <b>REF</b> <a href="#">100SG2195</a> |



## SWEEPER/BRUSH

|  |                              |                                      |
|--|------------------------------|--------------------------------------|
| Scrubber brush, main - 13" or 330,20 mm; polypropylene; 12 SR; standard; cylindrical | <b>Model:</b> CA 340, 340 ET | <b>REF</b> <a href="#">101SG3552</a> |
| Scrubber brush, main - 13" or 330,20 mm; Tynex; 24 SR                                | <b>Model:</b> CA 340, 340 ET | <b>REF</b> <a href="#">101SG3553</a> |



## VACUUM MOTOR

|                                 |                         |                                      |
|---------------------------------|-------------------------|--------------------------------------|
| Motor, vacuum - 120 VAC; 1200 W | <b>Model:</b> CA 340    | <b>REF</b> <a href="#">100SG2194</a> |
| Motor, vacuum - 230 VAC; 900 W  | <b>Model:</b> CA 340 ET | <b>REF</b> <a href="#">100SG2193</a> |

used for: **NILFISK** series: **CR 1000 B**



## FILTER

|  |                               |                                      |
|--|-------------------------------|--------------------------------------|
| Filter element, dust filter - panel type | <b>Model:</b> CR 1000 B, B XL | <b>REF</b> <a href="#">101SG3555</a> |
| Filter element, solution intake filter   | <b>Model:</b> CR 1000 B, B XL | <b>REF</b> <a href="#">101SG3556</a> |



## HOSE

|              |                               |                                      |
|--------------|-------------------------------|--------------------------------------|
| Hose, drain  | <b>Model:</b> CR 1000 B, B XL | <b>REF</b> <a href="#">101SG3554</a> |
| Hose, vacuum | <b>Model:</b> CR 1000 B, B XL | <b>REF</b> <a href="#">100SG2182</a> |



## SQUEEGEE

|                            |                               |                                      |
|----------------------------|-------------------------------|--------------------------------------|
| Blade kit, squeegee - rear | <b>Model:</b> CR 1000 B, B XL | <b>REF</b> <a href="#">100SG2184</a> |
| Blade kit, squeegee - side | <b>Model:</b> CR 1000 B, B XL | <b>REF</b> <a href="#">100SG3917</a> |



## SWEEPER/BRUSH

|   |                               |                                      |
|---|-------------------------------|--------------------------------------|
| Sweeper brush, curb - 8" or 203,20 mm; polypropylene; 2 SR            | <b>Model:</b> CR 1000 B, B XL | <b>REF</b> <a href="#">100SG2177</a> |
| Sweeper brush, main - 36" or 914,40 mm; nylon; 6 DR                   | <b>Model:</b> CR 1000 B, B XL | <b>REF</b> <a href="#">100SG2179</a> |
| Sweeper brush, main - 36" or 914,40 mm; polypropylene; 6 DR           | <b>Model:</b> CR 1000 B, B XL | <b>REF</b> <a href="#">100SG2180</a> |
| Sweeper brush, main - 36" or 914,40 mm; polypropylene-iron wire; 6 DR | <b>Model:</b> CR 1000 B, B XL | <b>REF</b> <a href="#">100SG2181</a> |
| Sweeper brush, main - natural fiber-iron wire                         | <b>Model:</b> CR 1000 B, B XL | <b>REF</b> <a href="#">100SG2178</a> |




## VACUUM MOTOR

|                               |                               |                                      |
|-------------------------------|-------------------------------|--------------------------------------|
| Motor, vacuum - 36 VDC; 680 W | <b>Model:</b> CR 1000 B, B XL | <b>REF</b> <a href="#">100SG2183</a> |
|-------------------------------|-------------------------------|--------------------------------------|

used for: **NILFISK** series: **CR 1000 B**



used for: **NILFISK** series: **CR 1100 B**


## FILTER

|  |                         |                                      |
|--|-------------------------|--------------------------------------|
| Filter element, dust filter - panel type; poly high flow | <b>Model:</b> CR 1100 B | <b>REF</b> <a href="#">100SG3150</a> |
| Filter element, hydraulic filter                         | <b>Model:</b> CR 1100 B | <b>REF</b> <a href="#">100SG3139</a> |
| Filter, solution inline                                  | <b>Model:</b> CR 1100 B | <b>REF</b> <a href="#">100SG3141</a> |



## HOSE

|             |                         |                                      |
|-------------|-------------------------|--------------------------------------|
| Hose, drain | <b>Model:</b> CR 1100 B | <b>REF</b> <a href="#">100SG3144</a> |
|-------------|-------------------------|--------------------------------------|



## SQUEEGEE

|   |                         |                                      |
|---|-------------------------|--------------------------------------|
| Blade kit, squeegee - side; red gum; 2 long blades and 2 short blades | <b>Model:</b> CR 1100 B | <b>REF</b> <a href="#">100SG2227</a> |
| Blade, squeegee rear - red gum  | <b>Model:</b> CR 1100 B | <b>REF</b> <a href="#">100SG2225</a> |
| Blade, squeegee side - hopper door                                    | <b>Model:</b> CR 1100 B | <b>REF</b> <a href="#">100SG2226</a> |
| Blade, squeegee side - hopper; neoprene                               | <b>Model:</b> CR 1100 B | <b>REF</b> <a href="#">100SG3159</a> |



## SWEEPER/BRUSH

|  |                         |                                      |
|--|-------------------------|--------------------------------------|
| Pad assembly - 15" or 381,00 mm  | <b>Model:</b> CR 1100 B | <b>REF</b> <a href="#">100SG2348</a> |
| Pad assembly - 17" or 431,80 mm; 3 lug   | <b>Model:</b> CR 1100 B | <b>REF</b> <a href="#">100SG2312</a> |
| Scrubber brush, main - 14" or 355,60 mm; Aglite grit 500                                   | <b>Model:</b> CR 1100 B | <b>REF</b> <a href="#">100SG2351</a> |
| Scrubber brush, main - 14" or 355,60 mm; dyna grit; 7 SR                                   | <b>Model:</b> CR 1100 B | <b>REF</b> <a href="#">100SG2350</a> |
| Scrubber brush, main - 14" or 355,60 mm; magna grit; 6 SR                                  | <b>Model:</b> CR 1100 B | <b>REF</b> <a href="#">100SG2349</a> |
| Scrubber brush, main - 14" or 355,60 mm; prolene; 6 SR                                     | <b>Model:</b> CR 1100 B | <b>REF</b> <a href="#">100SG2352</a> |
| Scrubber brush, main - 14" or 355,60 mm; prolite; 7 SR                                     | <b>Model:</b> CR 1100 B | <b>REF</b> <a href="#">100SG2353</a> |
| Scrubber brush, main - 15" or 381,00 mm; midlite grit                                      | <b>Model:</b> CR 1100 B | <b>REF</b> <a href="#">100SG2355</a> |
| Scrubber brush, main - 15" or 381,00 mm; Tynex; midlite grit                               | <b>Model:</b> CR 1100 B | <b>REF</b> <a href="#">100SG2356</a> |
| Scrubber brush, main - 15" or 381,00 mm; Union mix   | <b>Model:</b> CR 1100 B | <b>REF</b> <a href="#">100SG2354</a> |
| Scrubber brush, main - 17" or 431,80 mm polypropylene; 8 SR; prolite; light-duty           | <b>Model:</b> CR 1100 B | <b>REF</b> <a href="#">100SG2317</a> |
| Scrubber brush, main - 17" or 431,80 mm; 7 SR; grit 500; soft                              | <b>Model:</b> CR 1100 B | <b>REF</b> <a href="#">100SG2315</a> |
| Scrubber brush, main - 17" or 431,80 mm; prolene; 7 SR; medium; heavy-duty                 | <b>Model:</b> CR 1100 B | <b>REF</b> <a href="#">100SG2316</a> |
| Scrubber brush, main - 17" or 431,80 mm; Tynex; dyna grit 3 lug; 7 SR; heavy-duty          | <b>Model:</b> CR 1100 B | <b>REF</b> <a href="#">100SG2314</a> |
| Scrubber brush, main - 17" or 431,80 mm; Tynex; magna grit 3 lug; 8 SR; extreme heavy-duty | <b>Model:</b> CR 1100 B | <b>REF</b> <a href="#">100SG2313</a> |
| Scrubber brush, main - 17" or 431,80 mm; Tynex; mid grit 240; 8 SR; medium-duty            | <b>Model:</b> CR 1100 B | <b>REF</b> <a href="#">100SG2319</a> |
| Scrubber brush, main - 17" or 431,80 mm; Tynex; midlite grit 180; 7 SR; medium-duty        | <b>Model:</b> CR 1100 B | <b>REF</b> <a href="#">100SG2320</a> |
| Scrubber brush, main - 17" or 431,80 mm; Union mix 3 lug                                   | <b>Model:</b> CR 1100 B | <b>REF</b> <a href="#">100SG2318</a> |
| Sweeper brush, curb - 10" or 254,00 mm; polypropylene; 2 SR; standard                      | <b>Model:</b> CR 1100 B | <b>REF</b> <a href="#">100SG2290</a> |
| Sweeper brush, main - 40" or 1016,00 mm; nylon; 8 DR                                       | <b>Model:</b> CR 1100 B | <b>REF</b> <a href="#">100SG2359</a> |
| Sweeper brush, main - 40" or 1016,00 mm; polypropylene-iron wire; 8 DR                     | <b>Model:</b> CR 1100 B | <b>REF</b> <a href="#">100SG2362</a> |
| Sweeper brush, main - 40" or 1016,00 mm; polypropylene-iron wire 0,85; 8 DR                | <b>Model:</b> CR 1100 B | <b>REF</b> <a href="#">100SG2361</a> |
| Sweeper brush, main - 40" or 1016,00 mm; polypropylene-iron wire 0,9; 8 DR                 | <b>Model:</b> CR 1100 B | <b>REF</b> <a href="#">100SG2357</a> |
| Sweeper brush, main - 40" or 1016,00 mm; proex; 12 DR                                      | <b>Model:</b> CR 1100 B | <b>REF</b> <a href="#">100SG2358</a> |
| Sweeper brush, main - 40" or 1016,00 mm; proex; 8 DR                                       | <b>Model:</b> CR 1100 B | <b>REF</b> <a href="#">100SG2360</a> |



## VACUUM MOTOR

|                               |                         |                                      |
|-------------------------------|-------------------------|--------------------------------------|
| Motor, vacuum - 36 VDC; 550 W | <b>Model:</b> CR 1100 B | <b>REF</b> <a href="#">100SG2272</a> |
|-------------------------------|-------------------------|--------------------------------------|

used for: **NILFISK** series: **CR 1200 B**


## FILTER

|  |                         |                                      |
|--|-------------------------|--------------------------------------|
| Filter element, dust filter - panel type; poly high flow | <b>Model:</b> CR 1200 B | <b>REF</b> <a href="#">100SG3150</a> |
| Filter element, hydraulic filter                         | <b>Model:</b> CR 1200 B | <b>REF</b> <a href="#">100SG3139</a> |
| Filter, solution inline                                  | <b>Model:</b> CR 1200 B | <b>REF</b> <a href="#">100SG3141</a> |



## HOSE

|              |                         |                                      |
|--------------|-------------------------|--------------------------------------|
| Hose, drain  | <b>Model:</b> CR 1200 B | <b>REF</b> <a href="#">100SG3144</a> |
| Hose, vacuum | <b>Model:</b> CR 1200 B | <b>REF</b> <a href="#">101SG3557</a> |



## SQUEEGEE

|   |                         |                                      |
|---|-------------------------|--------------------------------------|
| Blade kit, squeegee - side; red gum; 2 long blades and 2 short blades | <b>Model:</b> CR 1200 B | <b>REF</b> <a href="#">100SG2227</a> |
| Blade, squeegee rear - red gum  | <b>Model:</b> CR 1200 B | <b>REF</b> <a href="#">100SG2225</a> |
| Blade, squeegee side - hopper door                                    | <b>Model:</b> CR 1200 B | <b>REF</b> <a href="#">100SG2226</a> |
| Blade, squeegee side - hopper; neoprene                               | <b>Model:</b> CR 1200 B | <b>REF</b> <a href="#">100SG3159</a> |



## SWEEPER/BRUSH

|  |                         |                                      |
|--|-------------------------|--------------------------------------|
| Pad assembly - 15" or 381,00 mm  | <b>Model:</b> CR 1200 B | <b>REF</b> <a href="#">100SG2348</a> |
| Pad assembly - 17" or 431,80 mm; 3 lug   | <b>Model:</b> CR 1200 B | <b>REF</b> <a href="#">100SG2312</a> |
| Scrubber brush, main - 14" or 355,60 mm; Aglite grit 500                                   | <b>Model:</b> CR 1200 B | <b>REF</b> <a href="#">100SG2351</a> |
| Scrubber brush, main - 14" or 355,60 mm; dyna grit; 7 SR                                   | <b>Model:</b> CR 1200 B | <b>REF</b> <a href="#">100SG2350</a> |
| Scrubber brush, main - 14" or 355,60 mm; magna grit; 6 SR                                  | <b>Model:</b> CR 1200 B | <b>REF</b> <a href="#">100SG2349</a> |
| Scrubber brush, main - 14" or 355,60 mm; prolene; 6 SR                                     | <b>Model:</b> CR 1200 B | <b>REF</b> <a href="#">100SG2352</a> |
| Scrubber brush, main - 14" or 355,60 mm; prolite; 7 SR                                     | <b>Model:</b> CR 1200 B | <b>REF</b> <a href="#">100SG2353</a> |
| Scrubber brush, main - 15" or 381,00 mm; midlite grit                                      | <b>Model:</b> CR 1200 B | <b>REF</b> <a href="#">100SG2355</a> |
| Scrubber brush, main - 15" or 381,00 mm; Tynex; midlite grit                               | <b>Model:</b> CR 1200 B | <b>REF</b> <a href="#">100SG2356</a> |
| Scrubber brush, main - 15" or 381,00 mm; Union mix   | <b>Model:</b> CR 1200 B | <b>REF</b> <a href="#">100SG2354</a> |
| Scrubber brush, main - 17" or 431,80 mm polypropylene; 8 SR; prolite; light-duty           | <b>Model:</b> CR 1200 B | <b>REF</b> <a href="#">100SG2317</a> |
| Scrubber brush, main - 17" or 431,80 mm; 7 SR; grit 500; soft                              | <b>Model:</b> CR 1200 B | <b>REF</b> <a href="#">100SG2315</a> |
| Scrubber brush, main - 17" or 431,80 mm; prolene; 7 SR; medium; heavy-duty                 | <b>Model:</b> CR 1200 B | <b>REF</b> <a href="#">100SG2316</a> |
| Scrubber brush, main - 17" or 431,80 mm; Tynex; dyna grit 3 lug; 7 SR; heavy-duty          | <b>Model:</b> CR 1200 B | <b>REF</b> <a href="#">100SG2314</a> |
| Scrubber brush, main - 17" or 431,80 mm; Tynex; magna grit 3 lug; 8 SR; extreme heavy-duty | <b>Model:</b> CR 1200 B | <b>REF</b> <a href="#">100SG2313</a> |
| Scrubber brush, main - 17" or 431,80 mm; Tynex; mid grit 240; 8 SR; medium-duty            | <b>Model:</b> CR 1200 B | <b>REF</b> <a href="#">100SG2319</a> |
| Scrubber brush, main - 17" or 431,80 mm; Tynex; midlite grit 180; 7 SR; medium-duty        | <b>Model:</b> CR 1200 B | <b>REF</b> <a href="#">100SG2320</a> |
| Scrubber brush, main - 17" or 431,80 mm; Union mix 3 lug                                   | <b>Model:</b> CR 1200 B | <b>REF</b> <a href="#">100SG2318</a> |
| Sweeper brush, curb - 10" or 254,00 mm; polypropylene; 2 SR; standard                      | <b>Model:</b> CR 1200 B | <b>REF</b> <a href="#">100SG2290</a> |
| Sweeper brush, main - 40" or 1016,00 mm; nylon; 8 DR                                       | <b>Model:</b> CR 1200 B | <b>REF</b> <a href="#">100SG2359</a> |
| Sweeper brush, main - 40" or 1016,00 mm; polypropylene-iron wire 0,85; 8 DR                | <b>Model:</b> CR 1200 B | <b>REF</b> <a href="#">100SG2361</a> |
| Sweeper brush, main - 40" or 1016,00 mm; polypropylene-iron wire 0,9; 8 DR                 | <b>Model:</b> CR 1200 B | <b>REF</b> <a href="#">100SG2357</a> |
| Sweeper brush, main - 40" or 1016,00 mm; polypropylene-iron wire; 8 DR                     | <b>Model:</b> CR 1200 B | <b>REF</b> <a href="#">100SG2362</a> |
| Sweeper brush, main - 40" or 1016,00 mm; proex; 12 DR                                      | <b>Model:</b> CR 1200 B | <b>REF</b> <a href="#">100SG2358</a> |
| Sweeper brush, main - 40" or 1016,00 mm; proex; 8 DR                                       | <b>Model:</b> CR 1200 B | <b>REF</b> <a href="#">100SG2360</a> |



## VACUUM MOTOR

|                               |                         |                                      |
|-------------------------------|-------------------------|--------------------------------------|
| Motor, vacuum - 36 VDC; 550 W | <b>Model:</b> CR 1200 B | <b>REF</b> <a href="#">100SG2272</a> |
|-------------------------------|-------------------------|--------------------------------------|

used for: **NILFISK** series: **CS 7000**



## FILTER

|  |                       |                               |
|--|-----------------------|-------------------------------|
| Filter assembly, LPG                                 | <b>Model:</b> CS 7000 | REF <a href="#">100SG2291</a> |
| Filter element, dust filter - synthetic              | <b>Model:</b> CS 7000 | REF <a href="#">100SG3162</a> |
| Filter element, engine oil filter                    | <b>Model:</b> CS 7000 | REF <a href="#">100SG1705</a> |
| Filter element, fuel filter - kit; fuel type: diesel | <b>Model:</b> CS 7000 | REF <a href="#">100SG2288</a> |
| Filter element, inner air filter                     | <b>Model:</b> CS 7000 | REF <a href="#">100SG2291</a> |
| Filter element, outer air filter                     | <b>Model:</b> CS 7000 | REF <a href="#">100SG2292</a> |
| Filter, solution inline                              | <b>Model:</b> CS 7000 | REF <a href="#">100SG3153</a> |
| Filter, solution inline - from sn 1000047872         | <b>Model:</b> CS 7000 | REF <a href="#">100SG3166</a> |



## HOSE

|                |                       |                               |
|----------------|-----------------------|-------------------------------|
| Hose, drain    | <b>Model:</b> CS 7000 | REF <a href="#">100SG3145</a> |
| Hose, squeegee | <b>Model:</b> CS 7000 | REF <a href="#">100SG3160</a> |



## SQUEEGEE

|   |                       |                               |
|---|-----------------------|-------------------------------|
| Blade kit, squeegee - red; gum            | <b>Model:</b> CS 7000 | REF <a href="#">100SG2402</a> |
| Blade, squeegee side - gum; deck          | <b>Model:</b> CS 7000 | REF <a href="#">100SG3164</a> |
| Blade, squeegee side - lh; arm kit        | <b>Model:</b> CS 7000 | REF <a href="#">100SG3168</a> |
| Blade, squeegee side - polyurethane; deck | <b>Model:</b> CS 7000 | REF <a href="#">100SG3165</a> |
| Blade, squeegee side - red gum; deck      | <b>Model:</b> CS 7000 | REF <a href="#">100SG3163</a> |



## SWEEPER/BRUSH

|  |                       |                               |
|--|-----------------------|-------------------------------|
| Pad assembly - 17" or 431,80 mm; 3 lug   | <b>Model:</b> CS 7000 | REF <a href="#">100SG2312</a> |
| Scrubber brush, main - 17" or 431,80 mm polypropylene; 8 SR; prolite; light-duty           | <b>Model:</b> CS 7000 | REF <a href="#">100SG2317</a> |
| Scrubber brush, main - 17" or 431,80 mm; prolene; 7 SR; medium; heavy-duty                 | <b>Model:</b> CS 7000 | REF <a href="#">100SG2316</a> |
| Scrubber brush, main - 17" or 431,80 mm; 7 SR; grit 500; soft                              | <b>Model:</b> CS 7000 | REF <a href="#">100SG2315</a> |
| Scrubber brush, main - 17" or 431,80 mm; Tynex; dyna grit 3 lug; 7 SR; heavy-duty          | <b>Model:</b> CS 7000 | REF <a href="#">100SG2314</a> |
| Scrubber brush, main - 17" or 431,80 mm; Tynex; magna grit 3 lug; 8 SR; extreme heavy-duty | <b>Model:</b> CS 7000 | REF <a href="#">100SG2313</a> |
| Scrubber brush, main - 17" or 431,80 mm; Tynex; mid grit 240; 8 SR; medium-duty            | <b>Model:</b> CS 7000 | REF <a href="#">100SG2319</a> |
| Scrubber brush, main - 17" or 431,80 mm; Tynex; midlite grit 180; 7 SR; medium-duty        | <b>Model:</b> CS 7000 | REF <a href="#">100SG2320</a> |
| Scrubber brush, main - 17" or 431,80 mm; Union mix 3 lug                                   | <b>Model:</b> CS 7000 | REF <a href="#">100SG2318</a> |
| Scrubber brush, main - 35" or 889,00 mm; nylon; 6 DR; spiral                               | <b>Model:</b> CS 7000 | REF <a href="#">100SG1574</a> |
| Scrubber brush, main - 35" or 889,00 mm; polypropylene-iron wire; 6 DR; spiral             | <b>Model:</b> CS 7000 | REF <a href="#">100SG1576</a> |
| Scrubber brush, main - 35" or 889,00 mm; polypropylene-nylon; 6 DR; cylindrical            | <b>Model:</b> CS 7000 | REF <a href="#">100SG3916</a> |
| Scrubber brush, main - 35" or 889,00 mm; Union mix; 6 DR; spiral                           | <b>Model:</b> CS 7000 | REF <a href="#">100SG1577</a> |
| Sweeper brush, curb - 10" or 254,00 mm; polypropylene; 3 SR                                | <b>Model:</b> CS 7000 | REF <a href="#">100SG3167</a> |



## VACUUM MOTOR

|                        |                       |                               |
|------------------------|-----------------------|-------------------------------|
| Motor, vacuum - 36 VDC | <b>Model:</b> CS 7000 | REF <a href="#">100SG3161</a> |
|------------------------|-----------------------|-------------------------------|

used for: **NILFISK** series: **SR 1301 B**



## FILTER

|   |                         |                                      |
|---|-------------------------|--------------------------------------|
| Filter element, dust filter - panel type; paper | <b>Model:</b> SR 1301 B | <b>REF</b> <a href="#">101SG2392</a> |
|---|-------------------------|--------------------------------------|



## SWEEPER/BRUSH

|   |                         |                                      |
|---|-------------------------|--------------------------------------|
| Sweeper brush, curb - 11" or 279,40 mm; nylon-natural fiber; 3 SR     | <b>Model:</b> SR 1301 B | <b>REF</b> <a href="#">100SG2204</a> |
| Sweeper brush, curb - 11" or 279,40 mm; polypropylene; 3 SR           | <b>Model:</b> SR 1301 B | <b>REF</b> <a href="#">100SG2205</a> |
| Sweeper brush, curb - 11" or 279,40 mm; polypropylene-iron wire; 3 SR | <b>Model:</b> SR 1301 B | <b>REF</b> <a href="#">100SG2206</a> |
| Sweeper brush, main - 32" or 812,80 mm; natural fiber; 6 DR           | <b>Model:</b> SR 1301 B | <b>REF</b> <a href="#">100SG2207</a> |
| Sweeper brush, main - 32" or 812,80 mm; polypropylene; 6 DR           | <b>Model:</b> SR 1301 B | <b>REF</b> <a href="#">100SG2208</a> |
| Sweeper brush, main - 32" or 812,80 mm; polypropylene-iron wire; 6 DR | <b>Model:</b> SR 1301 B | <b>REF</b> <a href="#">100SG2209</a> |

used for: **NILFISK** series: **SR 1301 B**

used for: **NILFISK** series: **SR 1550**

used for: **NILFISK** series: **SR 1550**



## FILTER

|   |                                  |                                      |
|---|----------------------------------|--------------------------------------|
| Filter element, dust filter - complete; oil/water resistant | <b>Model:</b> SR 1550 CB, CD, CP | <b>REF</b> <a href="#">100SG2222</a> |
| Filter element, dust filter - complete; pocket type         | <b>Model:</b> SR 1550 CB, CD, CP | <b>REF</b> <a href="#">100SG2210</a> |



## SWEEPER/BRUSH

|  |                                  |                                      |
|--|----------------------------------|--------------------------------------|
| Sweeper brush, curb - 10" or 254,00 mm; iron wire; 2 SR                  | <b>Model:</b> SR 1550 CB, CD, CP | <b>REF</b> <a href="#">100SG2221</a> |
| Sweeper brush, curb - 10" or 254,00 mm; nylon-iron wire; 2 SR            | <b>Model:</b> SR 1550 CB, CD, CP | <b>REF</b> <a href="#">100SG2219</a> |
| Sweeper brush, curb - 10" or 254,00 mm; polypropylene; 2 SR              | <b>Model:</b> SR 1550 CB, CD, CP | <b>REF</b> <a href="#">100SG2217</a> |
| Sweeper brush, curb - 10" or 254,00 mm; polypropylene-iron wire; 2 SR    | <b>Model:</b> SR 1550 CB, CD, CP | <b>REF</b> <a href="#">100SG2220</a> |
| Sweeper brush, curb - 11" or 279,40 mm; nylon; 3 SR                      | <b>Model:</b> SR 1550 CB, CD, CP | <b>REF</b> <a href="#">100SG2218</a> |
| Sweeper brush, main - 35" or 889,00 mm; natural-polypropylene; 6 DR      | <b>Model:</b> SR 1550 CB, CD     | <b>REF</b> <a href="#">100SG2224</a> |
| Sweeper brush, main - 35" or 889,00 mm; polypropylene 1.2 - iron wire    | <b>Model:</b> SR 1550 CB, CD     | <b>REF</b> <a href="#">100SG2216</a> |
| Sweeper brush, main - 35" or 889,00 mm; polypropylene 1.2; 6 DR          | <b>Model:</b> SR 1550 CB, CD     | <b>REF</b> <a href="#">100SG2223</a> |
| Sweeper brush, main - 35" or 889,00 mm; polypropylene; 6 DR; cylindrical | <b>Model:</b> SR 1500 CB, CD     | <b>REF</b> <a href="#">100SG2214</a> |
| Sweeper brush, main - 35" or 889,00 mm; polypropylene-iron wire          | <b>Model:</b> SR 1550 CB, CD     | <b>REF</b> <a href="#">100SG2215</a> |

used for: **NILFISK** series: **SR 1601 B**



## FILTER

|   |                         |                                      |
|---|-------------------------|--------------------------------------|
| Filter element, dust filter - panel type; poly high flow      | <b>Model:</b> SR 1601 B | <b>REF</b> <a href="#">100SG3151</a> |
| Filter element, dust filter - panel type; ultra-web cellulose | <b>Model:</b> SR 1601 B | <b>REF</b> <a href="#">100SG3027</a> |



## SWEEPER/BRUSH

|   |                         |                                      |
|---|-------------------------|--------------------------------------|
| Sweeper brush, curb - 10" or 254,00 mm; nylon; 2 SR                   | <b>Model:</b> SR 1601 B | <b>REF</b> <a href="#">100SG1580</a> |
| Sweeper brush, curb - 10" or 254,00 mm; polypropylene; 2 SR           | <b>Model:</b> SR 1601 B | <b>REF</b> <a href="#">100SG1572</a> |
| Sweeper brush, curb - 10" or 254,00 mm; polypropylene-iron wire; 2 SR | <b>Model:</b> SR 1601 B | <b>REF</b> <a href="#">100SG1579</a> |
| Sweeper brush, curb - 12" or 304,80 mm; polypropylene; 3 SR           | <b>Model:</b> SR 1601 B | <b>REF</b> <a href="#">100SG3136</a> |
| Sweeper brush, main - 35" or 889,00 mm; nylon; 6 DR                   | <b>Model:</b> SR 1601 B | <b>REF</b> <a href="#">100SG3132</a> |
| Sweeper brush, main - 35" or 889,00 mm; polypropylene; 6 DR           | <b>Model:</b> SR 1601 B | <b>REF</b> <a href="#">100SG3133</a> |
| Sweeper brush, main - 35" or 889,00 mm; polypropylene-iron wire; 6 DR | <b>Model:</b> SR 1601 B | <b>REF</b> <a href="#">100SG3134</a> |
| Sweeper brush, main - 35" or 889,00 mm; Union mix; 6 DR               | <b>Model:</b> SR 1601 B | <b>REF</b> <a href="#">100SG3135</a> |

used for: **NILFISK** series: **SR 1601 B**

used for: **NILFISK** series: **SW 700S**

used for: **NILFISK** series: **SW 700S**



## FILTER

|                                     |                            |                                      |
|-------------------------------------|----------------------------|--------------------------------------|
| Filter element, dust filter - paper | <b>Model:</b> SW 700S B, P | <b>REF</b> <a href="#">101SG3558</a> |
|-------------------------------------|----------------------------|--------------------------------------|



## SWEEPER/BRUSH

|  |                            |                                      |
|--|----------------------------|--------------------------------------|
| Sweeper brush, curb - 7" or 177,80 mm; natural fiber; 3 SR           | <b>Model:</b> SW 700S B, P | <b>REF</b> <a href="#">100SG2197</a> |
| Sweeper brush, curb - 7" or 177,80 mm; nylon; 3 SR                   | <b>Model:</b> SW 700S P    | <b>REF</b> <a href="#">100SG2198</a> |
| Sweeper brush, curb - 7" or 177,80 mm; polypropylene; 3 SR           | <b>Model:</b> SW 700S B, P | <b>REF</b> <a href="#">100SG2199</a> |
| Sweeper brush, curb - 7" or 177,80 mm; polypropylene-iron wire; 3 SR | <b>Model:</b> SW 700S B, P | <b>REF</b> <a href="#">100SG2200</a> |
| Sweeper brush, main - 20" or 508,00 mm; iron wire; 6 DR              | <b>Model:</b> SW 700S B, P | <b>REF</b> <a href="#">100SG2203</a> |
| Sweeper brush, main - 20" or 508,00 mm; polypropylene 0,7; 6 DR      | <b>Model:</b> SW 700S B    | <b>REF</b> <a href="#">100SG2201</a> |
| Sweeper brush, main - 20" or 508,00 mm; polypropylene 0,8; 6 DR      | <b>Model:</b> SW 700S B, P | <b>REF</b> <a href="#">100SG2202</a> |





USED FOR  
**POWERBOSS**

used for: **POWERBOSS** series: **SW 10**



## FILTER

|   |                        |                                      |
|---|------------------------|--------------------------------------|
| Filter element, dust filter                   | <b>Model:</b> SW 10 XV | <b>REF</b> <a href="#">100SG2503</a> |
| Filter element, dust filter - hepa; optional  | <b>Model:</b> SW 10 XV | <b>REF</b> <a href="#">100SG2511</a> |
| Filter element, dust filter - paper; optional | <b>Model:</b> SW 10 X  | <b>REF</b> <a href="#">100SG2483</a> |



## MOTOR

|   |                           |                                      |
|---|---------------------------|--------------------------------------|
| Motor, main broom - hydraulic; Eaton; used for: Ford 1,6 L/GM 1,6 L/Kubota V-1505/Kubota V-1902/Perkins 104.19/Perkins 4.108/Toyota 4P  | <b>Model:</b> SW 10 X, XV | <b>REF</b> <a href="#">100SG2502</a> |
| Motor, main broom - hydraulic; Eaton/Char Lynn; used for: Ford 1,6 L/Kubota V-1505/Kubota V-1902/Perkins 104.19/Perkins 4.108/Toyota 4P | <b>Model:</b> SW 10 X     | <b>REF</b> <a href="#">100SG2462</a> |



## SWEEPER/BRUSH

|   |                           |                                      |
|---|---------------------------|--------------------------------------|
| Sweeper brush, curb - 13" or 330,20 mm; nylon; 3 SR; inner Ø: 140,00 mm | <b>Model:</b> SW 10 X     | <b>REF</b> <a href="#">100SG2450</a> |
| Sweeper brush, curb - 13" or 330,20 mm; nylon; 3 SR; inner Ø: 150,00 mm | <b>Model:</b> SW 10 X, XV | <b>REF</b> <a href="#">100SG2420</a> |
| Sweeper brush, curb - 13" or 330,20 mm; polypropylene 1,4; 3 SR         | <b>Model:</b> SW 10 X, XV | <b>REF</b> <a href="#">100SG2418</a> |
| Sweeper brush, curb - 13" or 330,20 mm; polypropylene; 3 SR             | <b>Model:</b> SW 10 X     | <b>REF</b> <a href="#">100SG2449</a> |
| Sweeper brush, curb - 14" or 355,60 mm; flat wire; 3 SR                 | <b>Model:</b> SW 10 X, XV | <b>REF</b> <a href="#">100SG2422</a> |
| Sweeper brush, curb - 14" or 355,60 mm; nylon; 3 SR                     | <b>Model:</b> SW 10 X, XV | <b>REF</b> <a href="#">100SG2421</a> |
| Sweeper brush, curb - 14" or 355,60 mm; polypropylene; 3 SR             | <b>Model:</b> SW 10 X, XV | <b>REF</b> <a href="#">100SG2419</a> |
| Sweeper brush, curb - 24" or 609,60 mm; flat wire; 3 SR                 | <b>Model:</b> SW 10 X     | <b>REF</b> <a href="#">100SG2452</a> |
| Sweeper brush, main - 56" or 1422,40 mm; crimped wire; 8 DR             | <b>Model:</b> SW 10 X, XV | <b>REF</b> <a href="#">100SG2488</a> |
| Sweeper brush, main - 56" or 1422,40 mm; HD nylon; 24 SR                | <b>Model:</b> SW 10 X, XV | <b>REF</b> <a href="#">100SG2489</a> |
| Sweeper brush, main - 56" or 1422,40 mm; nylon; 8 DR                    | <b>Model:</b> SW 10 X, XV | <b>REF</b> <a href="#">100SG2491</a> |
| Sweeper brush, main - 56" or 1422,40 mm; patrol; 5 DR                   | <b>Model:</b> SW 10 X, XV | <b>REF</b> <a href="#">100SG2493</a> |
| Sweeper brush, main - 56" or 1422,40 mm; proex; 8 DR                    | <b>Model:</b> SW 10 X     | <b>REF</b> <a href="#">100SG2490</a> |
| Sweeper brush, main - 56" or 1422,40 mm; proex-iron wire; 8 DR          | <b>Model:</b> SW 10 X, XV | <b>REF</b> <a href="#">100SG2506</a> |
| Sweeper brush, main - 56" or 1422,40 mm; stiff nylon; 8 DR              | <b>Model:</b> SW 10 X, XV | <b>REF</b> <a href="#">100SG2492</a> |
| Sweeper brush, main - 56" or 1422,40 mm; Union-iron wire; 24 SR         | <b>Model:</b> SW 10 X, XV | <b>REF</b> <a href="#">100SG2494</a> |

used for: **POWERBOSS** series: **SW 6 X**



## FILTER

|  |                      |                                      |
|--|----------------------|--------------------------------------|
| Filter element, dust filter - panel type | <b>Model:</b> SW 6 X | <b>REF</b> <a href="#">100SG2484</a> |
|--|----------------------|--------------------------------------|



## SWEEPER/BRUSH

|  |                      |                                      |
|--|----------------------|--------------------------------------|
| Sweeper brush, curb - 13" or 330,20 mm; nylon; 3 SR                    | <b>Model:</b> SW 6 X | <b>REF</b> <a href="#">100SG2531</a> |
| Sweeper brush, curb - 13" or 330,20 mm; polypropylene; 3 SR            | <b>Model:</b> SW 6 X | <b>REF</b> <a href="#">100SG2539</a> |
| Sweeper brush, main - 36" or 914,40 mm; crimped wire; 8 DR             | <b>Model:</b> SW 6 X | <b>REF</b> <a href="#">100SG2550</a> |
| Sweeper brush, main - 36" or 914,40 mm; natural fiber-iron wire; 24 SR | <b>Model:</b> SW 6 X | <b>REF</b> <a href="#">100SG2541</a> |
| Sweeper brush, main - 36" or 914,40 mm; nylon patrol; 5 DR             | <b>Model:</b> SW 6 X | <b>REF</b> <a href="#">100SG2543</a> |
| Sweeper brush, main - 36" or 914,40 mm; nylon; 8 DR                    | <b>Model:</b> SW 6 X | <b>REF</b> <a href="#">100SG2542</a> |
| Sweeper brush, main - 36" or 914,40 mm; polypropylene; 24 SR           | <b>Model:</b> SW 6 X | <b>REF</b> <a href="#">100SG2544</a> |
| Sweeper brush, main - 36" or 914,40 mm; proex; 6 DR                    | <b>Model:</b> SW 6 X | <b>REF</b> <a href="#">100SG2538</a> |
| Sweeper brush, main - 36" or 914,40 mm; proex-iron wire; 8 DR          | <b>Model:</b> SW 6 X | <b>REF</b> <a href="#">100SG2537</a> |

used for: **POWERBOSS** series: **SW 6 X**

used for: **POWERBOSS** series: **SW 62**



## FILTER

|  |                           |                                      |
|--|---------------------------|--------------------------------------|
| Filter element, dust filter - hepa; optional | <b>Model:</b> SW 62       | <b>REF</b> <a href="#">100SG2511</a> |
| Filter element, dust filter - panel type     | <b>Model:</b> SW 62, 62 E | <b>REF</b> <a href="#">100SG2484</a> |



## MOTOR

|  |                           |                                      |
|--|---------------------------|--------------------------------------|
| Motor, scrub brush - hydraulic; Eaton/Char Lynn; used for: Ford 1,6 L/Kubota V-1505/Kubota V-1902/Perkins 104.19/Perkins 4.108 | <b>Model:</b> SW 62, 62 E | <b>REF</b> <a href="#">100SG2437</a> |
| Motor, main broom - hydraulic; Danfoss   | <b>Model:</b> SW 62, 62 E | <b>REF</b> <a href="#">100SG2499</a> |



## SWEEPER/BRUSH

|   |                           |                                      |
|---|---------------------------|--------------------------------------|
| Sweeper brush, curb - 13" or 330,20 mm; nylon; 3 SR; inner Ø: 150,00 mm | <b>Model:</b> SW 62, 62 E | <b>REF</b> <a href="#">100SG2420</a> |
| Sweeper brush, curb - 13" or 330,20 mm; polypropylene 1,4; 3 SR         | <b>Model:</b> SW 62, 62 E | <b>REF</b> <a href="#">100SG2418</a> |
| Sweeper brush, curb - 17" or 431,80 mm; nylon; 2 SR                     | <b>Model:</b> SW 62, 62 E | <b>REF</b> <a href="#">100SG2474</a> |
| Sweeper brush, curb - 17" or 431,80 mm; polypropylene; 2 SR             | <b>Model:</b> SW 62, 62 E | <b>REF</b> <a href="#">100SG2473</a> |
| Sweeper brush, main - 36" or 914,40 mm; crimped wire; 8 DR              | <b>Model:</b> SW 62, 62 E | <b>REF</b> <a href="#">100SG2428</a> |
| Sweeper brush, main - 36" or 914,40 mm; nylon patrol; 5 DR              | <b>Model:</b> SW 62, 62 E | <b>REF</b> <a href="#">100SG2425</a> |
| Sweeper brush, main - 36" or 914,40 mm; nylon; 24 SR                    | <b>Model:</b> SW 62, 62 E | <b>REF</b> <a href="#">100SG2417</a> |
| Sweeper brush, main - 36" or 914,40 mm; nylon; 8 DR                     | <b>Model:</b> SW 62, 62 E | <b>REF</b> <a href="#">100SG2424</a> |
| Sweeper brush, main - 36" or 914,40 mm; proex; 8 DR                     | <b>Model:</b> SW 62, 62 E | <b>REF</b> <a href="#">100SG2423</a> |
| Sweeper brush, main - 36" or 914,40 mm; proex-iron wire; 8 DR           | <b>Model:</b> SW 62, 62 E | <b>REF</b> <a href="#">100SG2416</a> |
| Sweeper brush, main - 36" or 914,40 mm; stiff nylon; 8 DR               | <b>Model:</b> SW 62, 62 E | <b>REF</b> <a href="#">100SG2487</a> |
| Sweeper brush, main - 36" or 914,40 mm; Union-iron wire; 24 SR          | <b>Model:</b> SW 62, 62 E | <b>REF</b> <a href="#">100SG2426</a> |
| Sweeper brush, main - 36" or 914,40 mm; Union-iron wire; 8 DR           | <b>Model:</b> SW 62, 62 E | <b>REF</b> <a href="#">100SG2427</a> |

used for: **POWERBOSS** series: **SW 65 E**



## FILTER

|  |                       |                                      |
|--|-----------------------|--------------------------------------|
| Filter element, dust filter - panel type | <b>Model:</b> SW 65 E | <b>REF</b> <a href="#">100SG2484</a> |
|--|-----------------------|--------------------------------------|



## MOTOR

|  |                       |                                      |
|--|-----------------------|--------------------------------------|
| Motor, main broom - hydraulic; Danfoss   | <b>Model:</b> SW 65 E | <b>REF</b> <a href="#">100SG2499</a> |
| Motor, scrub brush - hydraulic; Eaton/Char Lynn; used for: Ford 1,6 L/Kubota V-1505/Kubota V-1902/Perkins 104.19/Perkins 4.108 | <b>Model:</b> SW 65 E | <b>REF</b> <a href="#">100SG2437</a> |



## SWEEPER/BRUSH

|   |                       |                                      |
|---|-----------------------|--------------------------------------|
| Sweeper brush, curb - 13" or 330,20 mm; nylon; 3 SR; inner Ø: 150,00 mm | <b>Model:</b> SW 65 E | <b>REF</b> <a href="#">100SG2420</a> |
| Sweeper brush, curb - 13" or 330,20 mm; polypropylene 1,4; 3 SR         | <b>Model:</b> SW 65 E | <b>REF</b> <a href="#">100SG2418</a> |
| Sweeper brush, curb - 17" or 431,80 mm; nylon; 2 SR                     | <b>Model:</b> SW 65 E | <b>REF</b> <a href="#">100SG2474</a> |
| Sweeper brush, curb - 17" or 431,80 mm; polypropylene; 2 SR             | <b>Model:</b> SW 65 E | <b>REF</b> <a href="#">100SG2473</a> |
| Sweeper brush, main - 36" or 914,40 mm; nylon patrol; 5 DR              | <b>Model:</b> SW 65 E | <b>REF</b> <a href="#">100SG2425</a> |
| Sweeper brush, main - 36" or 914,40 mm; nylon; 24 SR                    | <b>Model:</b> SW 65 E | <b>REF</b> <a href="#">100SG2417</a> |
| Sweeper brush, main - 36" or 914,40 mm; nylon; 8 DR                     | <b>Model:</b> SW 65 E | <b>REF</b> <a href="#">100SG2424</a> |
| Sweeper brush, main - 36" or 914,40 mm; proex; 8 DR                     | <b>Model:</b> SW 65 E | <b>REF</b> <a href="#">100SG2423</a> |
| Sweeper brush, main - 36" or 914,40 mm; proex-iron wire; 8 DR           | <b>Model:</b> SW 65 E | <b>REF</b> <a href="#">100SG2416</a> |
| Sweeper brush, main - 36" or 914,40 mm; stiff nylon; 8 DR               | <b>Model:</b> SW 65 E | <b>REF</b> <a href="#">100SG2487</a> |
| Sweeper brush, main - 36" or 914,40 mm; Union-iron wire; 24 SR          | <b>Model:</b> SW 65 E | <b>REF</b> <a href="#">100SG2426</a> |
| Sweeper brush, main - 36" or 914,40 mm; Union-iron wire; 8 DR           | <b>Model:</b> SW 65 E | <b>REF</b> <a href="#">100SG2427</a> |



used for: **POWERBOSS** series: **SW 7 X**



### FILTER

|   |                      |                                      |
|---|----------------------|--------------------------------------|
| Filter element, dust filter - hopper; panel type; 508 x 458 x 55 mm | <b>Model:</b> SW 7 X | <b>REF</b> <a href="#">100SG2457</a> |
|---|----------------------|--------------------------------------|



### MOTOR

|  |                      |                                      |
|--|----------------------|--------------------------------------|
| Motor, main broom - hydraulic; Eaton; used for: Ford 1,6 L/GM 1,6 L/Kubota V-1505/Kubota V-1902/Perkins 104.19/Perkins 4.108/Toyota 4P | <b>Model:</b> SW 7 X | <b>REF</b> <a href="#">100SG2502</a> |
|--|----------------------|--------------------------------------|



### SWEEPER/BRUSH

|   |                      |                                      |
|---|----------------------|--------------------------------------|
| Sweeper brush, curb - 13" or 330,20 mm; nylon; 3 SR; inner Ø: 150,00 mm | <b>Model:</b> SW 7 X | <b>REF</b> <a href="#">100SG2420</a> |
| Sweeper brush, curb - 13" or 330,20 mm; polypropylene 1,4; 3 SR         | <b>Model:</b> SW 7 X | <b>REF</b> <a href="#">100SG2418</a> |
| Sweeper brush, curb - 14" or 355,60 mm; flat wire; 3 SR                 | <b>Model:</b> SW 7 X | <b>REF</b> <a href="#">100SG2422</a> |
| Sweeper brush, curb - 14" or 355,60 mm; nylon; 3 SR                     | <b>Model:</b> SW 7 X | <b>REF</b> <a href="#">100SG2421</a> |
| Sweeper brush, curb - 14" or 355,60 mm; polypropylene; 3 SR             | <b>Model:</b> SW 7 X | <b>REF</b> <a href="#">100SG2419</a> |
| Sweeper brush, main - 48" or 1219,20 mm; 8 DR; crimped wire             | <b>Model:</b> SW 7 X | <b>REF</b> <a href="#">100SG2472</a> |
| Sweeper brush, main - 48" or 1219,20 mm; nylon patrol; 5 DR             | <b>Model:</b> SW 7 X | <b>REF</b> <a href="#">100SG2468</a> |
| Sweeper brush, main - 48" or 1219,20 mm; nylon; 24 SR                   | <b>Model:</b> SW 7 X | <b>REF</b> <a href="#">100SG2461</a> |
| Sweeper brush, main - 48" or 1219,20 mm; nylon; 8 DR                    | <b>Model:</b> SW 7 X | <b>REF</b> <a href="#">100SG2466</a> |
| Sweeper brush, main - 48" or 1219,20 mm; nylon-iron wire; 24 SR         | <b>Model:</b> SW 7 X | <b>REF</b> <a href="#">100SG2470</a> |
| Sweeper brush, main - 48" or 1219,20 mm; proex; 8 DR                    | <b>Model:</b> SW 7 X | <b>REF</b> <a href="#">100SG2464</a> |
| Sweeper brush, main - 48" or 1219,20 mm; proex-iron wire; 8 DR          | <b>Model:</b> SW 7 X | <b>REF</b> <a href="#">100SG2459</a> |
| Sweeper brush, main - 48" or 1219,20 mm; stiff nylon; 8 DR              | <b>Model:</b> SW 7 X | <b>REF</b> <a href="#">100SG2486</a> |

used for: **POWERBOSS** series: **SW 8 XV**



**FILTER**

|                                      |                       |                                      |
|--------------------------------------|-----------------------|--------------------------------------|
| Filter element, dust filter - hopper | <b>Model:</b> SW 8 XV | <b>REF</b> <a href="#">100SG2414</a> |
|--------------------------------------|-----------------------|--------------------------------------|



**MOTOR**

|                               |                       |                                      |
|-------------------------------|-----------------------|--------------------------------------|
| Motor, main broom - hydraulic | <b>Model:</b> SW 8 XV | <b>REF</b> <a href="#">100SG2411</a> |
|-------------------------------|-----------------------|--------------------------------------|



**SWEEPER/BRUSH**

|                     |                       |                                      |
|---------------------|-----------------------|--------------------------------------|
| Sweeper brush, main | <b>Model:</b> SW 8 XV | <b>REF</b> <a href="#">100SG2413</a> |
|---------------------|-----------------------|--------------------------------------|

used for: **POWERBOSS** series: **SW 8 XV**

used for: **POWERBOSS** series: **SW 9**


## FILTER

|   |                      |                                      |
|---|----------------------|--------------------------------------|
| Filter element, dust filter - hepa; optional  | <b>Model:</b> SW 9 X | <b>REF</b> <a href="#">100SG2511</a> |
| Filter element, dust filter - paper; optional | <b>Model:</b> SW 9 X | <b>REF</b> <a href="#">100SG2483</a> |
| Filter element, dust filter - polyester       | <b>Model:</b> SW 9 X | <b>REF</b> <a href="#">100SG2516</a> |
| Filter element, dust filter - synthetic       | <b>Model:</b> SW 9 X | <b>REF</b> <a href="#">100SG2517</a> |



## MOTOR

|  |                      |                                      |
|--|----------------------|--------------------------------------|
| Motor, main broom - hydraulic; Eaton; used for: Ford 1,6 L/GM 1,6 L/Kubota V-1505/Kubota V-1902/Perkins 104.19/Perkins 4.108/Toyota 4P | <b>Model:</b> SW 9 X | <b>REF</b> <a href="#">100SG2502</a> |
|--|----------------------|--------------------------------------|




## SWEEPER/BRUSH

|   |                       |                                      |
|---|-----------------------|--------------------------------------|
| Sweeper brush, curb - 13" or 330,20 mm; nylon; 3 SR             | <b>Model:</b> SW 9 XV | <b>REF</b> <a href="#">100SG2531</a> |
| Sweeper brush, curb - 13" or 330,20 mm; polypropylene 1,4; 3 SR | <b>Model:</b> SW 9 X  | <b>REF</b> <a href="#">100SG2418</a> |
| Sweeper brush, curb - 13" or 330,20 mm; polypropylene; 3 SR     | <b>Model:</b> SW 9 XV | <b>REF</b> <a href="#">100SG2539</a> |
| Sweeper brush, curb - 14" or 355,60 mm; flat wire; 3 SR         | <b>Model:</b> SW 9 X  | <b>REF</b> <a href="#">100SG2422</a> |
| Sweeper brush, curb - 14" or 355,60 mm; flat wire; 3 SR         | <b>Model:</b> SW 9 XV | <b>REF</b> <a href="#">100SG2540</a> |
| Sweeper brush, curb - 14" or 355,60 mm; nylon; 3 SR             | <b>Model:</b> SW 9 X  | <b>REF</b> <a href="#">100SG2421</a> |
| Sweeper brush, curb - 14" or 355,60 mm; nylon; 3 SR             | <b>Model:</b> SW 9 XV | <b>REF</b> <a href="#">100SG2536</a> |
| Sweeper brush, curb - 14" or 355,60 mm; polypropylene; 3 SR     | <b>Model:</b> SW 9 X  | <b>REF</b> <a href="#">100SG2419</a> |
| Sweeper brush, curb - 14" or 355,60 mm; polypropylene; 3 SR     | <b>Model:</b> SW 9 XV | <b>REF</b> <a href="#">100SG2532</a> |
| Sweeper brush, main - 48" or 1219,20 mm; 8 DR; crimped wire     | <b>Model:</b> SW 9 X  | <b>REF</b> <a href="#">100SG2472</a> |
| Sweeper brush, main - 48" or 1219,20 mm; 8 DR; crimped wire     | <b>Model:</b> SW 9 XV | <b>REF</b> <a href="#">100SG2548</a> |
| Sweeper brush, main - 48" or 1219,20 mm; nylon patrol; 5 DR     | <b>Model:</b> SW 9 X  | <b>REF</b> <a href="#">100SG2468</a> |
| Sweeper brush, main - 48" or 1219,20 mm; nylon patrol; 5 DR     | <b>Model:</b> SW 9 XV | <b>REF</b> <a href="#">100SG2549</a> |
| Sweeper brush, main - 48" or 1219,20 mm; nylon; 24 SR           | <b>Model:</b> SW 9 X  | <b>REF</b> <a href="#">100SG2461</a> |
| Sweeper brush, main - 48" or 1219,20 mm; nylon; 24 SR           | <b>Model:</b> SW 9 XV | <b>REF</b> <a href="#">100SG2546</a> |
| Sweeper brush, main - 48" or 1219,20 mm; nylon; 8 DR            | <b>Model:</b> SW 9 X  | <b>REF</b> <a href="#">100SG2466</a> |
| Sweeper brush, main - 48" or 1219,20 mm; nylon; 8 DR            | <b>Model:</b> SW 9 XV | <b>REF</b> <a href="#">100SG2533</a> |
| Sweeper brush, main - 48" or 1219,20 mm; nylon-iron wire; 24 SR | <b>Model:</b> SW 9 X  | <b>REF</b> <a href="#">100SG2470</a> |
| Sweeper brush, main - 48" or 1219,20 mm; proex; 8 DR            | <b>Model:</b> SW 9 X  | <b>REF</b> <a href="#">100SG2464</a> |
| Sweeper brush, main - 48" or 1219,20 mm; proex; 8 DR            | <b>Model:</b> SW 9 XV | <b>REF</b> <a href="#">100SG2535</a> |
| Sweeper brush, main - 48" or 1219,20 mm; proex-iron wire; 8 DR  | <b>Model:</b> SW 9 X  | <b>REF</b> <a href="#">100SG2459</a> |
| Sweeper brush, main - 48" or 1219,20 mm; proex-iron wire; 8 DR  | <b>Model:</b> SW 9 XV | <b>REF</b> <a href="#">100SG2534</a> |
| Sweeper brush, main - 48" or 1219,20 mm; stiff nylon; 8 DR      | <b>Model:</b> SW 9 X  | <b>REF</b> <a href="#">100SG2486</a> |
| Sweeper brush, main - 48" or 1219,20 mm; stiff nylon; 8 DR      | <b>Model:</b> SW 9 XV | <b>REF</b> <a href="#">100SG2547</a> |
| Sweeper brush, main - 48" or 1219,20 mm; Union or wire; 24 SR   | <b>Model:</b> SW 9 XV | <b>REF</b> <a href="#">100SG2545</a> |



used for: **POWERBOSS** series: **TSS 80**



## FILTER

|   |                      |                                      |
|---|----------------------|--------------------------------------|
| Filter element, dust filter - hepa; optional                        | <b>Model:</b> TSS 80 | <b>REF</b> <a href="#">100SG2511</a> |
| Filter element, dust filter - hopper; panel type; 508 x 382 x 55 mm | <b>Model:</b> TSS 80 | <b>REF</b> <a href="#">100SG2456</a> |
| Filter element, dust filter - hopper; panel type; 508 x 458 x 55 mm | <b>Model:</b> TSS 80 | <b>REF</b> <a href="#">100SG2457</a> |



## HOSE

|   |                      |                                      |
|---|----------------------|--------------------------------------|
| Hose, vacuum - squeegee; 2 1/2" frame tube; used for: Ford 1,6 L/Kubota V-1505/Kubota V-1902/Perkins 104.19/Perkins 4.108/Toyota 4P | <b>Model:</b> TSS 80 | <b>REF</b> <a href="#">100SG2432</a> |
| Hose, vacuum - squeegee; 3" frame tube  | <b>Model:</b> TSS 80 | <b>REF</b> <a href="#">100SG2509</a> |



## MOTOR

|   |                      |                                      |
|---|----------------------|--------------------------------------|
| Motor, main broom - hydraulic; Eaton; used for: Ford 1,6 L/GM 1,6 L/Kubota V-1505/Kubota V-1902/Perkins 104.19/Perkins 4.108/Toyota 4P  | <b>Model:</b> TSS 80 | <b>REF</b> <a href="#">100SG2502</a> |
| Motor, main broom - hydraulic; Eaton/Char Lynn; used for: Ford 1,6 L/Kubota V-1505/Kubota V-1902/Perkins 104.19/Perkins 4.108/Toyota 4P | <b>Model:</b> TSS 80 | <b>REF</b> <a href="#">100SG2462</a> |
| Motor, main broom - hydraulic; Sauer Danfoss; used for: Ford 1,6 L/Kubota V-1505/Kubota V-1902/Perkins 104.19/Perkins 4.108/Toyota 4P   | <b>Model:</b> TSS 80 | <b>REF</b> <a href="#">100SG2498</a> |
| Motor, scrub brush - hydraulic; Danfoss; midsize/full size  | <b>Model:</b> TSS 80 | <b>REF</b> <a href="#">100SG2500</a> |
| Motor, scrub brush - hydraulic; Eaton; used for: Ford 1,6 L/Kubota V-1505/V-1902/Perkins 104.19/4.108                                   | <b>Model:</b> TSS 80 | <b>REF</b> <a href="#">100SG2438</a> |

## SQUEEGEE

|                                      |                      |                                      |
|--------------------------------------|----------------------|--------------------------------------|
| Blade, squeegee front                | <b>Model:</b> TSS 80 | <b>REF</b> <a href="#">100SG2439</a> |
| Blade, squeegee inner                | <b>Model:</b> TSS 80 | <b>REF</b> <a href="#">100SG2495</a> |
| Blade, squeegee rear - inner         | <b>Model:</b> TSS 80 | <b>REF</b> <a href="#">100SG2440</a> |
| Blade, squeegee rear - outer         | <b>Model:</b> TSS 80 | <b>REF</b> <a href="#">100SG2441</a> |
| Blade, squeegee side - inner         | <b>Model:</b> TSS 80 | <b>REF</b> <a href="#">100SG2429</a> |
| Blade, squeegee side - outer; rubber | <b>Model:</b> TSS 80 | <b>REF</b> <a href="#">100SG2442</a> |




## SWEEPER/BRUSH

|   |                      |                                      |
|---|----------------------|--------------------------------------|
| Sweeper brush, curb - 13" or 330,20 mm; nylon; 3 SR; inner Ø: 150,00 mm | <b>Model:</b> TSS 80 | <b>REF</b> <a href="#">100SG2420</a> |
| Sweeper brush, curb - 13" or 330,20 mm; polypropylene 1,4; 3 SR         | <b>Model:</b> TSS 80 | <b>REF</b> <a href="#">100SG2418</a> |
| Sweeper brush, curb - 13" or 330,20 mm; polypropylene; 3 SR             | <b>Model:</b> TSS 80 | <b>REF</b> <a href="#">100SG2449</a> |
| Sweeper brush, curb - 14" or 355,60 mm; flat wire; 3 SR                 | <b>Model:</b> TSS 80 | <b>REF</b> <a href="#">100SG2422</a> |
| Sweeper brush, curb - 14" or 355,60 mm; nylon; 3 SR                     | <b>Model:</b> TSS 80 | <b>REF</b> <a href="#">100SG2421</a> |
| Sweeper brush, curb - 14" or 355,60 mm; polypropylene; 3 SR             | <b>Model:</b> TSS 80 | <b>REF</b> <a href="#">100SG2419</a> |
| Sweeper brush, curb - 24" or 609,60 mm; flat wire; 3 SR                 | <b>Model:</b> TSS 80 | <b>REF</b> <a href="#">100SG2452</a> |
| Sweeper brush, main - 42" or 1066,80 mm; crimped wire; 8 DR             | <b>Model:</b> TSS 80 | <b>REF</b> <a href="#">100SG2471</a> |
| Sweeper brush, main - 42" or 1066,80 mm; nylon patrol; 5 DR             | <b>Model:</b> TSS 80 | <b>REF</b> <a href="#">100SG2467</a> |
| Sweeper brush, main - 42" or 1066,80 mm; nylon; 24 SR                   | <b>Model:</b> TSS 80 | <b>REF</b> <a href="#">100SG2460</a> |
| Sweeper brush, main - 42" or 1066,80 mm; nylon; 8 DR                    | <b>Model:</b> TSS 80 | <b>REF</b> <a href="#">100SG2465</a> |
| Sweeper brush, main - 42" or 1066,80 mm; nylon-iron wire; 24 SR         | <b>Model:</b> TSS 80 | <b>REF</b> <a href="#">100SG2469</a> |
| Sweeper brush, main - 42" or 1066,80 mm; polypropylene; 8 DR            | <b>Model:</b> TSS 80 | <b>REF</b> <a href="#">100SG2463</a> |
| Sweeper brush, main - 42" or 1066,80 mm; proex-iron wire; 8 DR          | <b>Model:</b> TSS 80 | <b>REF</b> <a href="#">100SG2458</a> |
| Sweeper brush, main - 42" or 1066,80 mm; stiff nylon; 8 DR              | <b>Model:</b> TSS 80 | <b>REF</b> <a href="#">100SG2485</a> |
| Sweeper brush, main - 48" or 1219,20 mm; 8 DR; crimped wire             | <b>Model:</b> TSS 80 | <b>REF</b> <a href="#">100SG2472</a> |
| Sweeper brush, main - 48" or 1219,20 mm; nylon patrol; 5 DR             | <b>Model:</b> TSS 80 | <b>REF</b> <a href="#">100SG2468</a> |
| Sweeper brush, main - 48" or 1219,20 mm; nylon; 24 SR                   | <b>Model:</b> TSS 80 | <b>REF</b> <a href="#">100SG2461</a> |
| Sweeper brush, main - 48" or 1219,20 mm; nylon; 8 DR                    | <b>Model:</b> TSS 80 | <b>REF</b> <a href="#">100SG2466</a> |
| Sweeper brush, main - 48" or 1219,20 mm; nylon-iron wire; 24 SR         | <b>Model:</b> TSS 80 | <b>REF</b> <a href="#">100SG2470</a> |
| Sweeper brush, main - 48" or 1219,20 mm; proex; 8 DR                    | <b>Model:</b> TSS 80 | <b>REF</b> <a href="#">100SG2464</a> |
| Sweeper brush, main - 48" or 1219,20 mm; proex-iron wire; 8 DR          | <b>Model:</b> TSS 80 | <b>REF</b> <a href="#">100SG2459</a> |
| Sweeper brush, main - 48" or 1219,20 mm; stiff nylon; 8 DR              | <b>Model:</b> TSS 80 | <b>REF</b> <a href="#">100SG3514</a> |
| Sweeper brush, main - nylon herringbone                                 | <b>Model:</b> TSS 80 | <b>REF</b> <a href="#">100SG2454</a> |

used for: POWERBOSS series: TSS 82

used for: **POWERBOSS** series: **TSS 82**



## FILTER

|   |                      |                                      |
|---|----------------------|--------------------------------------|
| Filter element, dust filter - hopper; panel type; 508 x 382 x 55 mm | <b>Model:</b> TSS 82 | <b>REF</b> <a href="#">100SG2456</a> |
| Filter element, dust filter - hopper; panel type; 508 x 458 x 55 mm | <b>Model:</b> TSS 82 | <b>REF</b> <a href="#">100SG2457</a> |



## HOSE

|                            |                      |                                      |
|----------------------------|----------------------|--------------------------------------|
| Hose, squeegee             | <b>Model:</b> TSS 82 | <b>REF</b> <a href="#">100SG2507</a> |
| Hose, vacuum - wand blower | <b>Model:</b> TSS 82 | <b>REF</b> <a href="#">100SG2443</a> |



## MOTOR

|  |                      |                                      |
|--|----------------------|--------------------------------------|
| Motor, main broom - hydraulic; Eaton; used for: Ford 1,6 L/GM 1,6 L/Kubota V-1505/Kubota V-1902/Perkins 104.19/Perkins 4.108/Toyota 4P | <b>Model:</b> TSS 82 | <b>REF</b> <a href="#">100SG2502</a> |
| Motor, scrub brush - hydraulic; Danfoss; midsize/full size   | <b>Model:</b> TSS 82 | <b>REF</b> <a href="#">100SG2500</a> |

## SQUEEGEE

|   |                      |                                      |
|---|----------------------|--------------------------------------|
| Blade kit, squeegee - squeegee wand; 6 hole | <b>Model:</b> TSS 82 | <b>REF</b> <a href="#">100SG3216</a> |
| Blade, squeegee rear - inner; midsize; wide | <b>Model:</b> TSS 82 | <b>REF</b> <a href="#">100SG2514</a> |
| Blade, squeegee rear - outer; midsize; wide | <b>Model:</b> TSS 82 | <b>REF</b> <a href="#">100SG2480</a> |
| Blade, squeegee side - LH; wide             | <b>Model:</b> TSS 82 | <b>REF</b> <a href="#">100SG2513</a> |
| Blade, squeegee side - RH; wide; red gum    | <b>Model:</b> TSS 82 | <b>REF</b> <a href="#">100SG2479</a> |

used for: **POWERBOSS** series: **TSS 90**



## FILTER

|  |                      |                               |
|--|----------------------|-------------------------------|
| Filter assembly, fuel - inline; total height: 101,50 mm; from sn 18221069; used on: Kubota V-1505; fuel type: diesel GM 1,6 L; fuel type: gasoline/LPG | <b>Model:</b> TSS 90 | REF <a href="#">100SG2477</a> |
| Filter assembly, fuel - inline; total height: 180,00 mm; used for: GM 1,6 L; Fuel type: gasoline/LPG Kubota V-1505 fuel type: diesel                   | <b>Model:</b> TSS 90 | REF <a href="#">100SG2524</a> |
| Filter element, dust filter - hepa; optional   | <b>Model:</b> TSS 90 | REF <a href="#">100SG2511</a> |
| Filter element, dust filter - hopper; panel type; 508 x 382 x 55 mm  | <b>Model:</b> TSS 90 | REF <a href="#">100SG2456</a> |
| Filter element, dust filter - hopper; panel type; 508 x 458 x 55 mm  | <b>Model:</b> TSS 90 | REF <a href="#">100SG2457</a> |



## HOSE

|  |                      |                               |
|--|----------------------|-------------------------------|
| Hose, vacuum - squeegee; 2 1/2" frame tube; used for: Ford 1,6 L/Kubota V-1505/Kubota V-1902/Perkins 104.19/Perkins 4.108/Toyota 4P        | <b>Model:</b> TSS 90 | REF <a href="#">100SG2432</a> |
| Hose, vacuum - squeegee; 3" or 76,2 mm frame tube; used for: Ford 1,6 L/Kubota V-1505/Kubota V-1902/Perkins 104.19/Perkins 4.108/Toyota 4P | <b>Model:</b> TSS 90 | REF <a href="#">100SG2509</a> |



## MOTOR

|   |                      |                               |
|---|----------------------|-------------------------------|
| Motor, main broom - hydraulic; Eaton/Char Lynn; used for: Ford 1,6 L/Kubota V-1505/Kubota V-1902/Perkins 104.19/Perkins 4.108/Toyota 4P | <b>Model:</b> TSS 90 | REF <a href="#">100SG2462</a> |
| Motor, main broom - hydraulic; Eaton; used for: Ford 1,6 L/GM 1,6 L/Kubota V-1505/Kubota V-1902/Perkins 104.19/Perkins 4.108/Toyota 4P  | <b>Model:</b> TSS 90 | REF <a href="#">100SG2502</a> |
| Motor, main broom - hydraulic; Sauer Danfoss; used for: Ford 1,6 L/Kubota V-1505/Kubota V-1902/Perkins 104.19/Perkins 4.108/Toyota 4P   | <b>Model:</b> TSS 90 | REF <a href="#">100SG2498</a> |
| Motor, scrub brush - hydraulic; Eaton; used for: Ford 1,6 L/Kubota V-1505/Kubota V-1902/Perkins 104.19/Perkins 4.108                    | <b>Model:</b> TSS 90 | REF <a href="#">100SG2438</a> |
| Motor, scrub brush - hydraulic; Danfoss; midsize/full size  | <b>Model:</b> TSS 90 | REF <a href="#">100SG2500</a> |



## SQUEEGEE

|   |                      |                               |
|---|----------------------|-------------------------------|
| Blade, squeegee front; rubber                           | <b>Model:</b> TSS 90 | REF <a href="#">100SG2436</a> |
| Blade, squeegee front - inner; rubber                   | <b>Model:</b> TSS 90 | REF <a href="#">100SG2496</a> |
| Blade, squeegee rear - inner; 60" or 1524,00 mm; rubber | <b>Model:</b> TSS 90 | REF <a href="#">100SG2430</a> |
| Blade, squeegee rear - inner; 61" or 1549,00 mm; rubber | <b>Model:</b> TSS 90 | REF <a href="#">100SG2482</a> |
| Blade, squeegee rear - outer; rubber                    | <b>Model:</b> TSS 90 | REF <a href="#">100SG2431</a> |
| Blade, squeegee rear - outer; midsize; wide             | <b>Model:</b> TSS 90 | REF <a href="#">100SG2481</a> |
| Blade, squeegee side - inner; rubber                    | <b>Model:</b> TSS 90 | REF <a href="#">100SG2429</a> |
| Blade, squeegee side - LH; wide; red gum                | <b>Model:</b> TSS 90 | REF <a href="#">100SG2513</a> |
| Blade, squeegee side - outer; rubber                    | <b>Model:</b> TSS 90 | REF <a href="#">100SG2442</a> |
| Blade, squeegee side - RH; wide; red gum                | <b>Model:</b> TSS 90 | REF <a href="#">100SG2479</a> |



## SWEEPER/BRUSH

|   |                      |                               |
|---|----------------------|-------------------------------|
| Sweeper brush, curb - 13" or 330,20 mm; nylon; 3 SR; inner Ø: 150,00 mm | <b>Model:</b> TSS 90 | REF <a href="#">100SG2420</a> |
| Sweeper brush, curb - 13" or 330,20 mm; polypropylene 1,4; 3 SR         | <b>Model:</b> TSS 90 | REF <a href="#">100SG2418</a> |
| Sweeper brush, curb - 14" or 355,60 mm; flat wire; 3 SR                 | <b>Model:</b> TSS 90 | REF <a href="#">100SG2422</a> |
| Sweeper brush, curb - 14" or 355,60 mm; nylon; 3 SR                     | <b>Model:</b> TSS 90 | REF <a href="#">100SG2421</a> |
| Sweeper brush, curb - 14" or 355,60 mm; polypropylene; 3 SR             | <b>Model:</b> TSS 90 | REF <a href="#">100SG2419</a> |
| Sweeper brush, curb - 24" or 609,60 mm; flat wire; 3 SR                 | <b>Model:</b> TSS 90 | REF <a href="#">100SG2452</a> |
| Sweeper brush, curb - 13" or 330,20 mm; polypropylene; 3 SR             | <b>Model:</b> TSS 90 | REF <a href="#">100SG2449</a> |
| Sweeper brush, main - 42" or 1066,80 mm; crimped wire; 8 DR             | <b>Model:</b> TSS 90 | REF <a href="#">100SG2471</a> |
| Sweeper brush, main - 42" or 1066,80 mm; nylon patrol; 5 DR             | <b>Model:</b> TSS 90 | REF <a href="#">100SG2467</a> |
| Sweeper brush, main - 42" or 1066,80 mm; nylon; 24 SR                   | <b>Model:</b> TSS 90 | REF <a href="#">100SG2460</a> |
| Sweeper brush, main - 42" or 1066,80 mm; nylon; 8 DR                    | <b>Model:</b> TSS 90 | REF <a href="#">100SG2465</a> |
| Sweeper brush, main - 42" or 1066,80 mm; nylon-iron wire; 24 SR         | <b>Model:</b> TSS 90 | REF <a href="#">100SG2469</a> |
| Sweeper brush, main - 42" or 1066,80 mm; polypropylene; 8 DR            | <b>Model:</b> TSS 90 | REF <a href="#">100SG2463</a> |
| Sweeper brush, main - 42" or 1066,80 mm; proex-iron wire; 8 DR          | <b>Model:</b> TSS 90 | REF <a href="#">100SG2458</a> |

used for: **POWERBOSS** series: **TSS 90**

|   |                      |                               |
|---|----------------------|-------------------------------|
| Sweeper brush, main - 42" or 1066,80 mm; stiff nylon; 8 DR      | <b>Model:</b> TSS 90 | REF <a href="#">100SG2485</a> |
| Sweeper brush, main - 48" or 1219,20 mm; 8 DR; crimped wire     | <b>Model:</b> TSS 90 | REF <a href="#">100SG2472</a> |
| Sweeper brush, main - 48" or 1219,20 mm; nylon patrol; 5 DR     | <b>Model:</b> TSS 90 | REF <a href="#">100SG2468</a> |
| Sweeper brush, main - 48" or 1219,20 mm; nylon; 24 SR           | <b>Model:</b> TSS 90 | REF <a href="#">100SG2461</a> |
| Sweeper brush, main - 48" or 1219,20 mm; nylon; 8 DR            | <b>Model:</b> TSS 90 | REF <a href="#">100SG2466</a> |
| Sweeper brush, main - 48" or 1219,20 mm; nylon-iron wire; 24 SR | <b>Model:</b> TSS 90 | REF <a href="#">100SG2470</a> |
| Sweeper brush, main - 48" or 1219,20 mm; proex; 8 DR            | <b>Model:</b> TSS 90 | REF <a href="#">100SG2464</a> |
| Sweeper brush, main - 48" or 1219,20 mm; proex-iron wire; 8 DR  | <b>Model:</b> TSS 90 | REF <a href="#">100SG2459</a> |
| Sweeper brush, main - 48" or 1219,20 mm; stiff nylon; 8 DR      | <b>Model:</b> TSS 90 | REF <a href="#">100SG3514</a> |
| Sweeper brush, main - nylon herringbone                         | <b>Model:</b> TSS 90 | REF <a href="#">100SG2454</a> |





USED FOR  
**RCM**

used for: RCM series: ATOM

used for: **RCM** series: **ATOM**



## FILTER

|   |                         |                                      |
|---|-------------------------|--------------------------------------|
| Filter element, dust filter - polyester; optional | <b>Model:</b> ATOM E, H | <b>REF</b> <a href="#">100SG3408</a> |
| Filter element, dust filter - standard            | <b>Model:</b> ATOM E, H | <b>REF</b> <a href="#">100SG3407</a> |



## MOTOR


|                              |                      |                                      |
|------------------------------|----------------------|--------------------------------------|
| Motor, main broom - electric | <b>Model:</b> ATOM H | <b>REF</b> <a href="#">100SG3365</a> |
| Motor, shaker - 12 VDC       | <b>Model:</b> ATOM H | <b>REF</b> <a href="#">100SG3378</a> |
| Motor, shaker - 24 VDC       | <b>Model:</b> ATOM E | <b>REF</b> <a href="#">100SG3379</a> |



## SWEEPER/BRUSH

|   |                         |                                      |
|---|-------------------------|--------------------------------------|
| Sweeper brush, curb - 7" or 177,80 mm; polypropylene; 3 SR  | <b>Model:</b> ATOM E, H | <b>REF</b> <a href="#">100SG3387</a> |
| Sweeper brush, main - 20" or 508,00 mm; polypropylene; 8 SR | <b>Model:</b> ATOM E, H | <b>REF</b> <a href="#">100SG3406</a> |
| Sweeper brush, main - 28" or 711,20 mm; natural fiber; 6 DR | <b>Model:</b> ATOM E, H | <b>REF</b> <a href="#">100SG3394</a> |
| Sweeper brush, main - nylon                                 | <b>Model:</b> ATOM E, H | <b>REF</b> <a href="#">100SG3399</a> |

used for: **RCM** series: **BOXER**



## FILTER

|                             |                            |                                      |
|-----------------------------|----------------------------|--------------------------------------|
| Filter element, dust filter | <b>Model:</b> BOXER MONO D | <b>REF</b> <a href="#">100SG3402</a> |
|-----------------------------|----------------------------|--------------------------------------|



## MOTOR

|   |   |                                      |
|---|---|--------------------------------------|
| Motor, curb broom - hydraulic           | <b>Model:</b> BOXER D, E, MONO D, S, SK, SUPER D, SUPER E | <b>REF</b> <a href="#">100SG3370</a> |
| Motor, main broom - hydraulic           | <b>Model:</b> BOXER D, E, MONO D, S, SK, SUPER D, SUPER E | <b>REF</b> <a href="#">100SG3364</a> |
| Motor, shaker - 12 VDC                  | <b>Model:</b> BOXER MONO D                                | <b>REF</b> <a href="#">100SG3366</a> |
| Motor, shaker - 12 VDC; 110 W; 3000 RPM | <b>Model:</b> BOXER D                                     | <b>REF</b> <a href="#">100SG3376</a> |
| Motor, shaker - 24 VDC                  | <b>Model:</b> BOXER E, SUPER E                            | <b>REF</b> <a href="#">100SG3377</a> |



## SWEEPER/BRUSH

|  |   |                                      |
|--|---|--------------------------------------|
| Sweeper brush, curb - 13" or 330,20 mm; nylon; 3 SR; RH                            | <b>Model:</b> BOXER D, E, MONO D, S, SK, SUPER D, SUPER E | <b>REF</b> <a href="#">100SG3392</a> |
| Sweeper brush, curb - 13" or 330,20 mm; polypropylene-iron wire; 3 SR; LH          | <b>Model:</b> BOXER D, E, MONO D, S, SK, SUPER D, SUPER E | <b>REF</b> <a href="#">100SG3393</a> |
| Sweeper brush, curb - 15" or 381,00 mm; polypropylene; 3 SR; third brush           | <b>Model:</b> BOXER D, E, MONO D, S, SK, SUPER D, SUPER E | <b>REF</b> <a href="#">100SG3389</a> |
| Sweeper brush, curb - 15" or 381,00 mm; polypropylene-iron wire; 3 SR; third brush | <b>Model:</b> BOXER D, E, MONO D, S, SK, SUPER D, SUPER E | <b>REF</b> <a href="#">100SG3391</a> |
| Sweeper brush, main - 32" or 812,80 mm; polypropylene 1.8; 6 DR                    | <b>Model:</b> BOXER D, E, MONO D, S, SK, SUPER D, SUPER E | <b>REF</b> <a href="#">100SG3401</a> |
| Sweeper brush, main - 33" or 838,20 mm; nylon; 6 DR                                | <b>Model:</b> BOXER D, E, MONO D, S, SK, SUPER D, SUPER E | <b>REF</b> <a href="#">100SG3403</a> |
| Sweeper brush, main - 33" or 838,20 mm; polypropylene 1.2; 6 DR                    | <b>Model:</b> BOXER D, E, MONO D, S, SK, SUPER D, SUPER E | <b>REF</b> <a href="#">100SG3404</a> |

used for: **RCM** series: **BOXER**



used for: RCM series: BRAVA

used for: **RCM** series: **BRAVA**



## FILTER

|   |  |                                      |
|---|--|--------------------------------------|
| Filter element, dust filter - 30 micron | <b>Model:</b> BRAVA E/1, ET/1, H/1, HT/1 | <b>REF</b> <a href="#">100SG3397</a> |
| Filter element, dust filter - 5 micron  | <b>Model:</b> BRAVA E/1, ET/1, H/1, HT/1 | <b>REF</b> <a href="#">100SG3400</a> |
| Filter element, dust filter - standard  | <b>Model:</b> BRAVA E/1, ET/1, H/1, HT/1 | <b>REF</b> <a href="#">100SG3395</a> |



## SWEEPER/BRUSH

|  |  |                                      |
|--|--|--------------------------------------|
| Sweeper brush, curb - 7" or 177,80 mm; polypropylene; 3 SR     | <b>Model:</b> BRAVA E/1, ET/1, H/1, HT/1 | <b>REF</b> <a href="#">100SG3390</a> |
| Sweeper brush, curb - 7" or 177,80 mm; polypropylene-iron wire | <b>Model:</b> BRAVA E/1, ET/1, H/1, HT/1 | <b>REF</b> <a href="#">100SG3388</a> |
| Sweeper brush, main - 20" or 508,00 mm; nylon; 8 SR            | <b>Model:</b> BRAVA E/1, ET/1, H/1, HT/1 | <b>REF</b> <a href="#">100SG3398</a> |
| Sweeper brush, main - 20" or 508,00 mm; polypropylene; 8 SR    | <b>Model:</b> BRAVA E/1, ET/1, H/1, HT/1 | <b>REF</b> <a href="#">100SG3405</a> |
| Sweeper brush, main - natural fiber; 6 DR                      | <b>Model:</b> BRAVA E/1, ET/1, H/1, HT/1 | <b>REF</b> <a href="#">100SG3396</a> |

used for: **RCM** series: **MARK 1**

used for: **RCM** series: **MARK 1**



## FILTER

|  |                      |                                      |
|--|----------------------|--------------------------------------|
| Filter complete, solution intake filter – cartridge - from sn 000001     | <b>Model:</b> MARK 1 | <b>REF</b> <a href="#">100SG2569</a> |
| Filter complete, solution intake filter – inline filter - from sn 000001 | <b>Model:</b> MARK 1 | <b>REF</b> <a href="#">100SG2568</a> |



## HOSE

|                                      |                      |                                      |
|--------------------------------------|----------------------|--------------------------------------|
| Hose, vacuum – pipe - from sn 000001 | <b>Model:</b> MARK 1 | <b>REF</b> <a href="#">100SG2553</a> |
| Hose, vacuum - from sn 000001        | <b>Model:</b> MARK 1 | <b>REF</b> <a href="#">100SG2554</a> |



## MOTOR

|   |                      |                                      |
|---|----------------------|--------------------------------------|
| Motor, main broom – 24 VDC; 1400 RPM - from sn 000001 | <b>Model:</b> MARK 1 | <b>REF</b> <a href="#">100SG2563</a> |
| Motor, main broom – electric - from sn 153759         | <b>Model:</b> MARK 1 | <b>REF</b> <a href="#">100SG2566</a> |
| Motor, main broom – electric - from sn 154042         | <b>Model:</b> MARK 1 | <b>REF</b> <a href="#">100SG2564</a> |
| Motor, main broom – electric - up to sn 154043        | <b>Model:</b> MARK 1 | <b>REF</b> <a href="#">100SG2567</a> |

## SQUEEGEE

|   |                      |                                      |
|---|----------------------|--------------------------------------|
| Blade, squeegee front – rubber; red; optional - from sn 159779  | <b>Model:</b> MARK 1 | <b>REF</b> <a href="#">100SG2557</a> |
| Blade, squeegee front – rubber - from sn 159780                 | <b>Model:</b> MARK 1 | <b>REF</b> <a href="#">100SG2561</a> |
| Blade, squeegee front – rubber - from sn 152987                 | <b>Model:</b> MARK 1 | <b>REF</b> <a href="#">100SG2551</a> |
| Blade, squeegee front – rubber - from sn 159779                 | <b>Model:</b> MARK 1 | <b>REF</b> <a href="#">100SG2556</a> |
| Blade, squeegee rear – 33 shore - from sn 159779                | <b>Model:</b> MARK 1 | <b>REF</b> <a href="#">100SG2559</a> |
| Blade, squeegee rear – polyurethane; optional - up to sn 159779 | <b>Model:</b> MARK 1 | <b>REF</b> <a href="#">100SG2558</a> |
| Blade, squeegee rear – rubber - from sn 159780                  | <b>Model:</b> MARK 1 | <b>REF</b> <a href="#">100SG2560</a> |
| Blade, squeegee rear – rubber - from sn 152987                  | <b>Model:</b> MARK 1 | <b>REF</b> <a href="#">100SG2552</a> |
| Blade, squeegee rear – rubber - from sn 159779                  | <b>Model:</b> MARK 1 | <b>REF</b> <a href="#">100SG2555</a> |



## VACUUM MOTOR

|   |                      |                                      |
|---|----------------------|--------------------------------------|
| Motor, vacuum – 24 VDC; 400 W; electric - from sn 000001    | <b>Model:</b> MARK 1 | <b>REF</b> <a href="#">100SG2562</a> |
| Motor, vacuum – 36 VDC; electric; optional - from sn 000001 | <b>Model:</b> MARK 1 | <b>REF</b> <a href="#">100SG2565</a> |





USED FOR  
**TASKI**

used for: **TASKI** series: **COMBIMAT SWINGO 2500**

used for: **TASKI** series: **COMBIMAT SWINGO 2500**



## FILTER

|  |                                    |                                      |
|--|------------------------------------|--------------------------------------|
| Filter element, solution intake filter | <b>Model:</b> COMBIMAT SWINGO 2500 | <b>REF</b> <a href="#">100SG2570</a> |
|--|------------------------------------|--------------------------------------|



## HOSE

|              |                                    |                                      |
|--------------|------------------------------------|--------------------------------------|
| Hose, drain  | <b>Model:</b> COMBIMAT SWINGO 2500 | <b>REF</b> <a href="#">100SG2577</a> |
| Hose, vacuum | <b>Model:</b> COMBIMAT SWINGO 2500 | <b>REF</b> <a href="#">100SG2578</a> |



## SQUEEGEE

|                       |                                    |                                      |
|-----------------------|------------------------------------|--------------------------------------|
| Blade, squeegee inner | <b>Model:</b> COMBIMAT SWINGO 2500 | <b>REF</b> <a href="#">100SG2574</a> |
| Blade, squeegee outer | <b>Model:</b> COMBIMAT SWINGO 2500 | <b>REF</b> <a href="#">100SG2573</a> |



## SWEEPER/BRUSH

|  |                                    |                                      |
|--|------------------------------------|--------------------------------------|
| Filter element – solution intake filter – 30 mesh, with guard - from sn 00001560 | <b>Model:</b> COMBIMAT SWINGO 2500 | <b>REF</b> <a href="#">100SG2587</a> |
| Scrubber brush, main - polypropylene 0.3; light blue                             | <b>Model:</b> COMBIMAT SWINGO 2500 | <b>REF</b> <a href="#">100SG2586</a> |
| Scrubber brush, main - abrasive nylon 1.6; 46 grit                               | <b>Model:</b> COMBIMAT SWINGO 2500 | <b>REF</b> <a href="#">100SG2590</a> |



## VACUUM MOTOR

|                               |                                    |                                      |
|-------------------------------|------------------------------------|--------------------------------------|
| Motor, vacuum - 24 VDC; 650 W | <b>Model:</b> COMBIMAT SWINGO 2500 | <b>REF</b> <a href="#">100SG2579</a> |
|-------------------------------|------------------------------------|--------------------------------------|

used for: **TASKI** series: **COMBIMAT SWINGO 3500**



## FILTER

|  |                                    |                                      |
|--|------------------------------------|--------------------------------------|
| Filter element, solution intake filter | <b>Model:</b> COMBIMAT SWINGO 3500 | <b>REF</b> <a href="#">100SG2570</a> |
|--|------------------------------------|--------------------------------------|



## HOSE

|              |                                    |                                      |
|--------------|------------------------------------|--------------------------------------|
| Hose, drain  | <b>Model:</b> COMBIMAT SWINGO 3500 | <b>REF</b> <a href="#">100SG2577</a> |
| Hose, vacuum | <b>Model:</b> COMBIMAT SWINGO 3500 | <b>REF</b> <a href="#">100SG2578</a> |



## SQUEEGEE

|                       |                                    |                                      |
|-----------------------|------------------------------------|--------------------------------------|
| Blade, squeegee inner | <b>Model:</b> COMBIMAT SWINGO 3500 | <b>REF</b> <a href="#">100SG2576</a> |
| Blade, squeegee outer | <b>Model:</b> COMBIMAT SWINGO 3500 | <b>REF</b> <a href="#">100SG2575</a> |



## SWEEPER/BRUSH

|  |                                    |                                      |
|--|------------------------------------|--------------------------------------|
| Scrubber brush, main - 16" or 406,40 mm; polypropylene 0.3; 8 SR; light blue | <b>Model:</b> COMBIMAT SWINGO 3500 | <b>REF</b> <a href="#">100SG2588</a> |
| Scrubber brush, main - 16" or 406,40 mm; polypropylene 0.6; 8 SR; white      | <b>Model:</b> COMBIMAT SWINGO 3500 | <b>REF</b> <a href="#">100SG2589</a> |
| Scrubber brush, main - abrasive nylon 1.6; 46 grit                           | <b>Model:</b> COMBIMAT SWINGO 3500 | <b>REF</b> <a href="#">100SG2591</a> |



## VACUUM MOTOR

|                               |                                    |                                      |
|-------------------------------|------------------------------------|--------------------------------------|
| Motor, vacuum - 24 VDC; 650 W | <b>Model:</b> COMBIMAT SWINGO 3500 | <b>REF</b> <a href="#">100SG2579</a> |
|-------------------------------|------------------------------------|--------------------------------------|

used for: **TASKI** series: **COMBIMAT SWINGO 3500**

used for: TASKI series: SWINGO 750B

used for: **TASKI** series: **SWINGO 750B**



## FILTER

|  |                           |                                      |
|--|---------------------------|--------------------------------------|
| Filter element, solution intake filter | <b>Model:</b> SWINGO 750B | <b>REF</b> <a href="#">100SG2571</a> |
| Filter, vacuum motor                   | <b>Model:</b> SWINGO 750B | <b>REF</b> <a href="#">100SG2584</a> |



## HOSE

|              |                           |                                      |
|--------------|---------------------------|--------------------------------------|
| Hose, drain  | <b>Model:</b> SWINGO 750B | <b>REF</b> <a href="#">100SG2577</a> |
| Hose, vacuum | <b>Model:</b> SWINGO 750B | <b>REF</b> <a href="#">100SG2572</a> |



## SQUEEGEE

|                       |                           |                                      |
|-----------------------|---------------------------|--------------------------------------|
| Blade, squeegee front | <b>Model:</b> SWINGO 750B | <b>REF</b> <a href="#">100SG2580</a> |
| Blade, squeegee rear  | <b>Model:</b> SWINGO 750B | <b>REF</b> <a href="#">100SG2581</a> |



## SWEEPER/BRUSH

|  |                           |                                      |
|--|---------------------------|--------------------------------------|
| Scrubber brush, main - 15" or 381,00 mm; Union; 10 SR            | <b>Model:</b> SWINGO 750B | <b>REF</b> <a href="#">101SG3564</a> |
| Scrubber brush, main - 16" or 406,40 mm; polypropylene 0.4; 9 SR | <b>Model:</b> SWINGO 750B | <b>REF</b> <a href="#">101SG3563</a> |
| Scrubber brush, main - 16" or 406,40 mm; polypropylene 0.7; 7 SR | <b>Model:</b> SWINGO 750B | <b>REF</b> <a href="#">101SG3562</a> |



## VACUUM MOTOR

|                               |                           |                                      |
|-------------------------------|---------------------------|--------------------------------------|
| Motor, vacuum - 24 VDC; 400 W | <b>Model:</b> SWINGO 750B | <b>REF</b> <a href="#">100SG2585</a> |
|-------------------------------|---------------------------|--------------------------------------|





USED FOR  
**TENNANT**

used for: **TENNANT** series: **265**

used for: **TENNANT** series: **265**



### FILTER

|                             |                   |                                      |
|-----------------------------|-------------------|--------------------------------------|
| Filter element, dust filter | <b>Model:</b> 265 | <b>REF</b> <a href="#">100SG2930</a> |
|-----------------------------|-------------------|--------------------------------------|



### SWEEPER/BRUSH

|  |                   |                                      |
|--|-------------------|--------------------------------------|
| Sweeper brush, curb - 13" or 330,20 mm; iron wire; 3 SR                | <b>Model:</b> 265 | <b>REF</b> <a href="#">101SG3569</a> |
| Sweeper brush, curb - 13" or 330,20 mm; polypropylene; 2 SR            | <b>Model:</b> 265 | <b>REF</b> <a href="#">101SG3568</a> |
| Sweeper brush, main - 42" or 1066,80 mm; natural fiber; 8 DR           | <b>Model:</b> 265 | <b>REF</b> <a href="#">101SG3566</a> |
| Sweeper brush, main - 42" or 1066,80 mm; natural fiber-iron wire; 8 DR | <b>Model:</b> 265 | <b>REF</b> <a href="#">101SG3565</a> |
| Sweeper brush, main - 42" or 1066,80 mm; polypropylene; 8 DR           | <b>Model:</b> 265 | <b>REF</b> <a href="#">101SG3567</a> |

used for: **TENNANT** series: **355**



## FILTER

|   |                   |                                      |
|---|-------------------|--------------------------------------|
| Filter element, dust filter - hopper; panel type; perma filter; metal; sn 00000001 - 00005639 | <b>Model:</b> 355 | <b>REF</b> <a href="#">100SG2937</a> |
|---|-------------------|--------------------------------------|



## MOTOR

|  |                   |                                      |
|--|-------------------|--------------------------------------|
| Motor, main broom - hydraulic; gear; total length: 198,00 mm; sn 00000001 - 00002147 | <b>Model:</b> 355 | <b>REF</b> <a href="#">100SG2932</a> |
| Motor, main broom - hydraulic; gear; total length: 200,00 mm; from sn 00000001       | <b>Model:</b> 355 | <b>REF</b> <a href="#">100SG2984</a> |



## SWEEPER/BRUSH

|  |                   |                                      |
|--|-------------------|--------------------------------------|
| Sweeper brush, curb - 23" or 584,20 mm; iron wire; 3 SR                        | <b>Model:</b> 355 | <b>REF</b> <a href="#">100SG3497</a> |
| Sweeper brush, curb - 23" or 584,20 mm; nylon; 3 SR                            | <b>Model:</b> 355 | <b>REF</b> <a href="#">100SG3411</a> |
| Sweeper brush, curb - 23" or 584,20 mm; polypropylene; 3 SR                    | <b>Model:</b> 355 | <b>REF</b> <a href="#">100SG3496</a> |
| Sweeper brush, curb, main - 45" or 1143,00 mm; iron wire; 8 DR                 | <b>Model:</b> 355 | <b>REF</b> <a href="#">100SG2949</a> |
| Sweeper brush, main - 45" or 1143,00 mm; natural fiber-iron wire; 24 SR        | <b>Model:</b> 355 | <b>REF</b> <a href="#">100SG2936</a> |
| Sweeper brush, main, curb - 45" or 1143,00 mm; nylon patrol; 5 DR              | <b>Model:</b> 355 | <b>REF</b> <a href="#">100SG2962</a> |
| Sweeper brush, main - 45" or 1143,00 mm; nylon; 24 SR                          | <b>Model:</b> 355 | <b>REF</b> <a href="#">100SG3492</a> |
| Sweeper brush, main - 45" or 1143,00 mm; nylon; 8 DR                           | <b>Model:</b> 355 | <b>REF</b> <a href="#">100SG3493</a> |
| Sweeper brush, main, curb - 45" or 1143,00 mm; polypropylene; 5 DR             | <b>Model:</b> 355 | <b>REF</b> <a href="#">100SG2963</a> |
| Sweeper brush, main - 45" or 1143,00 mm; polypropylene-iron wire; 8 DR         | <b>Model:</b> 355 | <b>REF</b> <a href="#">100SG3494</a> |
| Sweeper brush, curb; main - 45" or 1143,00 mm; sand wedge polypropylene; 30 SR | <b>Model:</b> 355 | <b>REF</b> <a href="#">100SG2832</a> |

used for: **TENNANT** series: **385**



### FILTER

|   |                   |                                      |
|---|-------------------|--------------------------------------|
| Filter element, dust filter - hopper; panel type; perma filter; metal; sn 00000001 - 00005639 | <b>Model:</b> 385 | <b>REF</b> <a href="#">100SG2937</a> |
|---|-------------------|--------------------------------------|



### MOTOR

|  |                   |                                      |
|--|-------------------|--------------------------------------|
| Motor, main broom - hydraulic; gear; total length: 198,00 mm; sn 00000001 - 00002147 | <b>Model:</b> 385 | <b>REF</b> <a href="#">100SG2932</a> |
|--|-------------------|--------------------------------------|

|  |                   |                                      |
|--|-------------------|--------------------------------------|
| Motor, main broom - hydraulic; gear; total length: 200,00 mm; from sn 00000001 | <b>Model:</b> 385 | <b>REF</b> <a href="#">100SG2984</a> |
|--|-------------------|--------------------------------------|



### SWEEPER/BRUSH

|   |                   |                                      |
|---|-------------------|--------------------------------------|
| Sweeper brush, curb - 23" or 584,20 mm; iron wire; 3 SR                 | <b>Model:</b> 385 | <b>REF</b> <a href="#">100SG3497</a> |
| Sweeper brush, curb - 23" or 584,20 mm; nylon; 3 SR                     | <b>Model:</b> 385 | <b>REF</b> <a href="#">100SG3411</a> |
| Sweeper brush, curb - 23" or 584,20 mm; polypropylene; 3 SR             | <b>Model:</b> 385 | <b>REF</b> <a href="#">100SG3496</a> |
| Sweeper brush, curb, main - 45" or 1143,00 mm; iron wire; 8 DR          | <b>Model:</b> 385 | <b>REF</b> <a href="#">100SG2949</a> |
| Sweeper brush, main - 45" or 1143,00 mm; natural fiber-iron wire; 24 SR | <b>Model:</b> 385 | <b>REF</b> <a href="#">100SG2936</a> |
| Sweeper brush, main, curb - 45" or 1143,00 mm; nylon patrol; 5 DR       | <b>Model:</b> 385 | <b>REF</b> <a href="#">100SG2962</a> |
| Sweeper brush, main - 45" or 1143,00 mm; nylon; 24 SR                   | <b>Model:</b> 385 | <b>REF</b> <a href="#">100SG3492</a> |
| Sweeper brush, main - 45" or 1143,00 mm; nylon; 8 DR                    | <b>Model:</b> 385 | <b>REF</b> <a href="#">100SG3493</a> |
| Sweeper brush, main, curb - 45" or 1143,00 mm; polypropylene; 5 DR      | <b>Model:</b> 385 | <b>REF</b> <a href="#">100SG2963</a> |
| Sweeper brush, main - 45" or 1143,00 mm; polypropylene-iron wire; 8 DR  | <b>Model:</b> 385 | <b>REF</b> <a href="#">100SG3494</a> |

used for: **TENNANT** series: **515**



## FILTER

|  |                   |                                      |
|--|-------------------|--------------------------------------|
| Filter element, solution intake filter –from sn 00004434 | <b>Model:</b> 515 | <b>REF</b> <a href="#">100SG2734</a> |
| Filter element, dust filter - recovery tank              | <b>Model:</b> 515 | <b>REF</b> <a href="#">100SG2837</a> |



## HOSE

|  |                   |                                      |
|--|-------------------|--------------------------------------|
| Hose, vacuum - power wand; from sn 00000001    | <b>Model:</b> 515 | <b>REF</b> <a href="#">100SG2945</a> |
| Hose, vacuum – rear squeegee; recovery tank    | <b>Model:</b> 515 | <b>REF</b> <a href="#">100SG2730</a> |
| Hose, vacuum - side squeegee; from sn 00000001 | <b>Model:</b> 515 | <b>REF</b> <a href="#">100SG2793</a> |
| Hose, vacuum – from sn 00000001                | <b>Model:</b> 515 | <b>REF</b> <a href="#">100SG2927</a> |



## MOTOR

|  |                   |                                      |
|--|-------------------|--------------------------------------|
| Motor, scrub brush - 36 VDC; 28 A; 2200 RPM; max pro 1000, 2 brush system and max pro 1200, 3 brush system | <b>Model:</b> 515 | <b>REF</b> <a href="#">100SG2728</a> |
| Motor, scrub brush - 36 VDC; 47 A; 2200 RPM; heavy-duty; max pro 1000                                      | <b>Model:</b> 515 | <b>REF</b> <a href="#">100SG2861</a> |



## SQUEEGEE

|  |                   |                                      |
|--|-------------------|--------------------------------------|
| Blade, squeegee front - red gum; max pro 1200, 3 brush system                                | <b>Model:</b> 515 | <b>REF</b> <a href="#">100SG2792</a> |
| Blade, squeegee rear - inner; neoprene; optional; from sn 00000001                           | <b>Model:</b> 515 | <b>REF</b> <a href="#">100SG2783</a> |
| Blade, squeegee rear - gasket  | <b>Model:</b> 515 | <b>REF</b> <a href="#">100SG2994</a> |
| Blade, squeegee rear - outer; rubber; from sn 00000001                                       | <b>Model:</b> 515 | <b>REF</b> <a href="#">100SG2775</a> |
| Blade, squeegee side - 28" or 711,20 mm; LH, RH, red gum, max pro 1000, 2 scrub brush system | <b>Model:</b> 515 | <b>REF</b> <a href="#">100SG2995</a> |
| Blade, squeegee side - RH; max pro 1200, 3 scrub brush system                                | <b>Model:</b> 515 | <b>REF</b> <a href="#">100SG2791</a> |



## SWEEPER/BRUSH

|   |                   |                                      |
|---|-------------------|--------------------------------------|
| Scrubber brush, main - 16" or 406,40 mm; polypropylene; 7 SR                                | <b>Model:</b> 515 | <b>REF</b> <a href="#">100SG2778</a> |
| Scrubber brush, main - 16" or 406,40 mm; polypropylene; 8 SR                                | <b>Model:</b> 515 | <b>REF</b> <a href="#">100SG3409</a> |
| Scrubber brush, main - 20" or 508,00 mm; nylon; 10 SR; max pro 1000, 2 brush system         | <b>Model:</b> 515 | <b>REF</b> <a href="#">100SG2727</a> |
| Scrubber brush, main - 20" or 508,00 mm; polypropylene; 10 SR; max pro 1000, 2 brush system | <b>Model:</b> 515 | <b>REF</b> <a href="#">100SG2726</a> |



## VACUUM MOTOR

|   |                   |                                      |
|---|-------------------|--------------------------------------|
| Motor, vacuum - 36 VDC; 550 W; from sn 00000001 | <b>Model:</b> 515 | <b>REF</b> <a href="#">100SG3430</a> |
|---|-------------------|--------------------------------------|

used for: **TENNANT** series: **515**

used for: **TENNANT** series: **800**

used for: **TENNANT** series: **800**



## FILTER

|  |                                      |                                      |
|--|--------------------------------------|--------------------------------------|
| Filter element, dust filter - hopper                 | <b>Model:</b> 800                    | <b>REF</b> <a href="#">100SG2959</a> |
| Filter element, dust filter - shaker panel; optional | <b>Model:</b> 800, 800D rev.04       | <b>REF</b> <a href="#">100SG2926</a> |
| Filter element, dust filter - shaker panel; standard | <b>Model:</b> 800, 800D, 800D rev.04 | <b>REF</b> <a href="#">100SG2958</a> |



## MOTOR

|  |                                      |                                      |
|--|--------------------------------------|--------------------------------------|
| Motor, main broom - hydraulic; gear; total length: 198,00 mm; sn 00000001 - 00002147 | <b>Model:</b> 800, 800D, 800D rev.04 | <b>REF</b> <a href="#">100SG2932</a> |
|--|--------------------------------------|--------------------------------------|



## SWEEPER/BRUSH

|  |                                      |                                      |
|--|--------------------------------------|--------------------------------------|
| Sweeper brush, curb - 18" or 457,20 mm; nylon; 3 SR                  | <b>Model:</b> 800, 800D, 800D rev.04 | <b>REF</b> <a href="#">101SG3570</a> |
| Sweeper brush, curb - 18" or 458,00 mm; polypropylene; 3 SR          | <b>Model:</b> 800, 800D, 800D rev.04 | <b>REF</b> <a href="#">101SG3572</a> |
| Sweeper brush, main - 49" or 1244,60 mm; polypropylene; 30 MR; wedge | <b>Model:</b> 800, 800D, 800D rev.04 | <b>REF</b> <a href="#">101SG3574</a> |
| Sweeper brush, main - 49" or 1244,60 mm; polypropylene; 8 DR         | <b>Model:</b> 800, 800D, 800D rev.04 | <b>REF</b> <a href="#">101SG3573</a> |



used for: **TENNANT** series: 5680



## FILTER

|  |                    |                                      |
|--|--------------------|--------------------------------------|
| Filter element, dust filter - panel type | <b>Model:</b> 5680 | <b>REF</b> <a href="#">101SG3576</a> |
| Filter, solution inline - screen         | <b>Model:</b> 5680 | <b>REF</b> <a href="#">101SG3577</a> |



## HOSE

|  |                    |                                      |
|--|--------------------|--------------------------------------|
| Hose, vacuum - recovery tank inlet; straight; flexible | <b>Model:</b> 5680 | <b>REF</b> <a href="#">100SG2849</a> |
| Hose, vacuum   | <b>Model:</b> 5680 | <b>REF</b> <a href="#">100SG2737</a> |



## SQUEEGEE

|   |                    |                                      |
|---|--------------------|--------------------------------------|
| Blade, squeegee inner; front - 28" or 711,20 mm; front; oil-resistant | <b>Model:</b> 5680 | <b>REF</b> <a href="#">100SG2757</a> |
| Blade, squeegee inner; front - 28" or 711,20 mm; tile                 | <b>Model:</b> 5680 | <b>REF</b> <a href="#">100SG2755</a> |
| Blade, squeegee front - 32" or 812,80 mm; rubber                      | <b>Model:</b> 5680 | <b>REF</b> <a href="#">100SG2738</a> |
| Blade, squeegee inner; front - 32" or 812,80 mm; front; oil-resistant | <b>Model:</b> 5680 | <b>REF</b> <a href="#">100SG2758</a> |
| Blade, squeegee inner; rear - 32" or 812,80 mm; tile                  | <b>Model:</b> 5680 | <b>REF</b> <a href="#">100SG2754</a> |
| Blade, squeegee inner - 36" or 914,40 mm; front                       | <b>Model:</b> 5680 | <b>REF</b> <a href="#">100SG2760</a> |
| Blade, squeegee inner - 36" or 914,40 mm; front; oil-resistant        | <b>Model:</b> 5680 | <b>REF</b> <a href="#">100SG2762</a> |
| Blade, squeegee inner; front - 36" or 914,40 mm; tile                 | <b>Model:</b> 5680 | <b>REF</b> <a href="#">100SG2761</a> |
| Blade, squeegee rear - 28" or 711,20 mm; gum                          | <b>Model:</b> 5680 | <b>REF</b> <a href="#">100SG3437</a> |
| Blade, squeegee rear - 28" or 711,20 mm; neoprene                     | <b>Model:</b> 5680 | <b>REF</b> <a href="#">100SG3436</a> |
| Blade, squeegee rear - 28" or 711,20 mm; polyurethane; oil-resistant  | <b>Model:</b> 5680 | <b>REF</b> <a href="#">100SG3439</a> |
| Blade, squeegee rear - 32" or 812,80 mm; red gum                      | <b>Model:</b> 5680 | <b>REF</b> <a href="#">100SG3431</a> |
| Blade, squeegee rear - 32" or 812,80 mm; rubber; for tile             | <b>Model:</b> 5680 | <b>REF</b> <a href="#">100SG2756</a> |
| Blade, squeegee rear - 32" or 812,80 mm; rubber; oil-resistant        | <b>Model:</b> 5680 | <b>REF</b> <a href="#">100SG3438</a> |
| Blade, squeegee rear - 32" or 812,80 mm; polyurethane; oil-resistant  | <b>Model:</b> 5680 | <b>REF</b> <a href="#">100SG3448</a> |
| Blade, squeegee rear - 36" or 914,40 mm; red gum; 49.37i              | <b>Model:</b> 5680 | <b>REF</b> <a href="#">100SG3440</a> |
| Blade, squeegee rear - 36" or 914,40 mm; rubber                       | <b>Model:</b> 5680 | <b>REF</b> <a href="#">100SG3441</a> |



## SWEEPER/BRUSH

|   |                    |                                      |
|---|--------------------|--------------------------------------|
| Scrubber brush, abrasive, main - 14" or 355,60 mm; nylon; 6 SR                | <b>Model:</b> 5680 | <b>REF</b> <a href="#">100SG3433</a> |
| Scrubber brush, curb, main - 14" or 355,60 mm; polypropylene; 6 SR            | <b>Model:</b> 5680 | <b>REF</b> <a href="#">100SG3432</a> |
| Scrubber brush, main - 16" or 406,40 mm; polypropylene; 7 SR                  | <b>Model:</b> 5680 | <b>REF</b> <a href="#">100SG2778</a> |
| Scrubber brush, main - 16" or 406,40 mm; polypropylene; 8 SR                  | <b>Model:</b> 5680 | <b>REF</b> <a href="#">100SG3409</a> |
| Sweeper brush, curb, main - 18" or 457,20 mm; nylon; 8 SR                     | <b>Model:</b> 5680 | <b>REF</b> <a href="#">100SG3429</a> |
| Scrubber brush, curb, main - 18" or 457,20 mm; polypropylene; 8 SR            | <b>Model:</b> 5680 | <b>REF</b> <a href="#">100SG3427</a> |
| Scrubber brush, main - 28" or 711,20 mm; nylon; 18 SR; cylindrical            | <b>Model:</b> 5680 | <b>REF</b> <a href="#">100SG2741</a> |
| Sweeper brush, main - 28" or 711,20 mm; polypropylene; 18 SR; cylindrical     | <b>Model:</b> 5680 | <b>REF</b> <a href="#">100SG2846</a> |
| Scrubber brush, main - 32" or 812,80 mm; nylon; 18 SR; cylindrical            | <b>Model:</b> 5680 | <b>REF</b> <a href="#">100SG2744</a> |
| Sweeper brush, main - 31" or 787,40 mm; polypropylene; 18 SR; cylindrical     | <b>Model:</b> 5680 | <b>REF</b> <a href="#">100SG2847</a> |
| Scrubber brush, main - 36" or 914,40 mm; nylon; 18 SR; cylindrical            | <b>Model:</b> 5680 | <b>REF</b> <a href="#">100SG2747</a> |
| Sweeper brush, main - 36" or 914,40 mm; polypropylene 1,2; 18 SR; cylindrical | <b>Model:</b> 5680 | <b>REF</b> <a href="#">100SG2848</a> |



## VACUUM MOTOR

|                        |                    |                                      |
|------------------------|--------------------|--------------------------------------|
| Motor, vacuum - 36 VDC | <b>Model:</b> 5680 | <b>REF</b> <a href="#">101SG3575</a> |
|------------------------|--------------------|--------------------------------------|



used for: **TENNANT** series: **5700**

used for: **TENNANT** series: **5700**



## FILTER

|   |                    |                                      |
|---|--------------------|--------------------------------------|
| Filter element, solution intake filter - from sn 2492 | <b>Model:</b> 5700 | <b>REF</b> <a href="#">100SG3449</a> |
| Filter element, dust filter - recovery tank           | <b>Model:</b> 5700 | <b>REF</b> <a href="#">100SG2837</a> |



## HOSE

|   |                            |                                      |
|---|----------------------------|--------------------------------------|
| Hose, drain - recovery tank   | <b>Model:</b> 5700, 5700XP | <b>REF</b> <a href="#">100SG3462</a> |
| Hose drain - solution tank - from sn 22109  | <b>Model:</b> 5700         | <b>REF</b> <a href="#">100SG3416</a> |
| Hose, vacuum - debris tray; max pro 1000; cylindrical brush; with 1 cuff; outer diameter: 1,00"; length: 23,00"; sn 00000001 - 00003545 | <b>Model:</b> 5700, 5700XP | <b>REF</b> <a href="#">100SG2765</a> |
| Hose, vacuum - power wand; 118" or 2997,20 mm   | <b>Model:</b> 5700         | <b>REF</b> <a href="#">100SG2946</a> |
| Hose, vacuum - recovery tank inlet; short; curved   | <b>Model:</b> 5700         | <b>REF</b> <a href="#">100SG2753</a> |
| Hose, vacuum - recovery tank inlet; straight; flexible  | <b>Model:</b> 5700, 5700XP | <b>REF</b> <a href="#">100SG2849</a> |
| Hose, vacuum - wand   | <b>Model:</b> 5700         | <b>REF</b> <a href="#">100SG2941</a> |



## MOTOR

|  |                    |                                      |
|--|--------------------|--------------------------------------|
| Motor, scrub brush - 36 VDC; 15 A; 320 RPM; 0,36 kW; 0,45 HP; disk scrub deck - from sn 00022500 | <b>Model:</b> 5700 | <b>REF</b> <a href="#">100SG2863</a> |
| Motor, scrub brush - 36 VDC; 15 A; 320 RPM; 0,36 kW; 0,5 HP - from sn 00022499                   | <b>Model:</b> 5700 | <b>REF</b> <a href="#">100SG2766</a> |
| Motor, scrub brush - 36 VDC; 17 A; 1725 RPM; cylindrical scrub deck; sn 00000001 - 00018380      | <b>Model:</b> 5700 | <b>REF</b> <a href="#">100SG2764</a> |
| Motor, scrub brush - 36 VDC; 21 A; 330 RPM; sn 00000001 - 00022498                               | <b>Model:</b> 5700 | <b>REF</b> <a href="#">100SG2763</a> |
| Motor, scrub brush - 36 VDC; 28 A; disk scrub deck; heavy-duty                                   | <b>Model:</b> 5700 | <b>REF</b> <a href="#">100SG2739</a> |



## SQUEEGEE

|  |                            |                                      |
|--|----------------------------|--------------------------------------|
| Blade kit, squeegee - 22" or 558,80 mm; oil-resistant; tight aisle group | <b>Model:</b> 5700, 5700XP | <b>REF</b> <a href="#">100SG3468</a> |
| Blade kit, squeegee - 22" or 558,80 mm; tile; tight aisle group          | <b>Model:</b> 5700, 5700XP | <b>REF</b> <a href="#">100SG3467</a> |
| Blade kit, squeegee - 28" or 711,20 mm; gum rubber; tile                 | <b>Model:</b> 5700, 5700XP | <b>REF</b> <a href="#">100SG3442</a> |
| Blade kit, squeegee - 28" or 711,20 mm; polyurethane; oil-resistant      | <b>Model:</b> 5700, 5700XP | <b>REF</b> <a href="#">100SG3445</a> |
| Blade kit, squeegee - 32" or 812,80 mm; gum rubber; tile                 | <b>Model:</b> 5700, 5700XP | <b>REF</b> <a href="#">100SG3443</a> |
| Blade kit, squeegee - 32" or 812,80 mm; polyurethane; oil-resistant      | <b>Model:</b> 5700, 5700XP | <b>REF</b> <a href="#">100SG3446</a> |
| Blade kit, squeegee - 36" or 914,40 mm; gum rubber; tile                 | <b>Model:</b> 5700, 5700XP | <b>REF</b> <a href="#">100SG3444</a> |
| Blade kit, squeegee - 36" or 914,40 mm; polyurethane; oil-resistant      | <b>Model:</b> 5700, 5700XP | <b>REF</b> <a href="#">100SG3447</a> |
| Blade, squeegee front - 22" or 558,80 mm; tight aisle; rubber            | <b>Model:</b> 5700, 5700XP | <b>REF</b> <a href="#">100SG3459</a> |
| Blade, squeegee front - 22" or 558,80 mm; tight aisle; oil-resistant     | <b>Model:</b> 5700, 5700XP | <b>REF</b> <a href="#">100SG3465</a> |
| Blade, squeegee front - 22" or 558,80 mm; tight aisle; tile              | <b>Model:</b> 5700, 5700XP | <b>REF</b> <a href="#">100SG3463</a> |
| Blade, squeegee front - 28" or 711,20 mm; rubber                         | <b>Model:</b> 5700, 5700XP | <b>REF</b> <a href="#">100SG3435</a> |
| Blade, squeegee inner; front - 28" or 711,20 mm; front; oil-resistant    | <b>Model:</b> 5700, 5700XP | <b>REF</b> <a href="#">100SG2757</a> |
| Blade, squeegee inner; front - 28" or 711,20 mm; tile                    | <b>Model:</b> 5700, 5700XP | <b>REF</b> <a href="#">100SG2755</a> |
| Blade, squeegee front - 32" or 812,80 mm; rubber                         | <b>Model:</b> 5700, 5700XP | <b>REF</b> <a href="#">100SG2738</a> |
| Blade, squeegee inner; front - 32" or 812,80 mm; front; oil-resistant    | <b>Model:</b> 5700, 5700XP | <b>REF</b> <a href="#">100SG2758</a> |
| Blade, squeegee front - 32" or 812,80 mm; tile                           | <b>Model:</b> 5700, 5700XP | <b>REF</b> <a href="#">100SG3451</a> |
| Blade, squeegee inner - 36" or 914,40 mm; front                          | <b>Model:</b> 5700, 5700XP | <b>REF</b> <a href="#">100SG2760</a> |
| Blade, squeegee inner - 36" or 914,40 mm; front; oil-resistant           | <b>Model:</b> 5700, 5700XP | <b>REF</b> <a href="#">100SG2762</a> |
| Blade, squeegee inner; front - 36" or 914,40 mm; tile                    | <b>Model:</b> 5700, 5700XP | <b>REF</b> <a href="#">100SG2761</a> |
| Blade, squeegee rear - 22" or 558,80 mm; tight aisle; neoprene           | <b>Model:</b> 5700, 5700XP | <b>REF</b> <a href="#">100SG3460</a> |
| Blade, squeegee rear - 22" or 558,80 mm; tight aisle; oil-resistant      | <b>Model:</b> 5700, 5700XP | <b>REF</b> <a href="#">100SG3466</a> |
| Blade, squeegee rear - 22" or 558,80 mm; tight aisle; tile               | <b>Model:</b> 5700, 5700XP | <b>REF</b> <a href="#">100SG3464</a> |
| Blade, squeegee rear - 28" or 711,20 mm; gum                             | <b>Model:</b> 5700, 5700XP | <b>REF</b> <a href="#">100SG3437</a> |
| Blade, squeegee rear - 28" or 711,20 mm; neoprene                        | <b>Model:</b> 5700, 5700XP | <b>REF</b> <a href="#">100SG3436</a> |
| Blade, squeegee rear - 28" or 711,20 mm; polyurethane; oil-resistant     | <b>Model:</b> 5700, 5700XP | <b>REF</b> <a href="#">100SG3439</a> |
| Blade, squeegee rear - 32" or 812,80 mm; red gum                         | <b>Model:</b> 5700, 5700XP | <b>REF</b> <a href="#">100SG3431</a> |
| Blade, squeegee rear - 32" or 812,80 mm; rubber; for tile                | <b>Model:</b> 5700         | <b>REF</b> <a href="#">100SG2756</a> |
| Blade, squeegee rear - 32" or 812,80 mm; gum                             | <b>Model:</b> 5700XP       | <b>REF</b> <a href="#">100SG3452</a> |
| Blade, squeegee rear - 32" or 812,80 mm; rubber; oil-resistant           | <b>Model:</b> 5700, 5700XP | <b>REF</b> <a href="#">100SG3438</a> |

|  |                            |                               |
|--|----------------------------|-------------------------------|
| Blade, squeegee inner; rear - 32" or 812,80 mm; tile                 | <b>Model:</b> 5700         | REF <a href="#">100SG2754</a> |
| Blade, squeegee rear - 36" or 914,40 mm; red gum; 49.37i             | <b>Model:</b> 5700, 5700XP | REF <a href="#">100SG3440</a> |
| Blade, squeegee rear - 36" or 914,40 mm; rubber                      | <b>Model:</b> 5700, 5700XP | REF <a href="#">100SG3441</a> |
| Blade, squeegee rear - 32" or 812,80 mm; polyurethane; oil-resistant | <b>Model:</b> 5700, 5700XP | REF <a href="#">100SG3448</a> |
| Blade, squeegee side - 22" or 558,80 mm; tight aisle group           | <b>Model:</b> 5700, 5700XP | REF <a href="#">100SG3461</a> |



## SWEEPER/BRUSH


|   |                            |                               |
|---|----------------------------|-------------------------------|
| Scrubber brush, main - 14" or 355,60 mm; abrasive; 6 SR                           | <b>Model:</b> 5700, 5700XP | REF <a href="#">100SG3434</a> |
| Scrubber brush, abrasive, main - 14" or 355,60 mm; nylon; 6 SR                    | <b>Model:</b> 5700, 5700XP | REF <a href="#">100SG3433</a> |
| Scrubber brush, curb, main - 14" or 355,60 mm; polypropylene; 6 SR                | <b>Model:</b> 5700, 5700XP | REF <a href="#">100SG3432</a> |
| Scrubber brush, main - 16" or 406,40 mm; polypropylene; 8 SR                      | <b>Model:</b> 5700, 5700XP | REF <a href="#">100SG3409</a> |
| Scrubber brush, main - 16" or 406,40 mm; Tynex; 7 SR                              | <b>Model:</b> 5700, 5700XP | REF <a href="#">100SG3410</a> |
| Scrubber brush, main - 18" or 457,20 mm; abrasive; 8 SR                           | <b>Model:</b> 5700, 5700XP | REF <a href="#">100SG3428</a> |
| Sweeper brush, curb, main - 18" or 457,20 mm; nylon; 8 SR                         | <b>Model:</b> 5700, 5700XP | REF <a href="#">100SG3429</a> |
| Scrubber brush, curb, main - 18" or 457,20 mm; polypropylene; 8 SR                | <b>Model:</b> 5700, 5700XP | REF <a href="#">100SG3427</a> |
| Scrubber brush, main - 28" or 711,20 mm; nylon; 18 SR; cylindrical                | <b>Model:</b> 5700, 5700XP | REF <a href="#">100SG2741</a> |
| Scrubber brush, main - 28" or 711,20 mm; polypropylene 0,7; 18 SR; cylindrical    | <b>Model:</b> 5700, 5700XP | REF <a href="#">100SG2740</a> |
| Scrubber brush, main - 28" or 711,20 mm; polypropylene; 18 SR; cylindrical        | <b>Model:</b> 5700, 5700XP | REF <a href="#">100SG2846</a> |
| Scrubber brush, main - 28" or 711,20 mm; Tynex; abrasive; 18 SR; cylindrical      | <b>Model:</b> 5700, 5700XP | REF <a href="#">100SG2742</a> |
| Scrubber brush, main - 32" or 812,80 mm; nylon; 18 SR; cylindrical                | <b>Model:</b> 5700, 5700XP | REF <a href="#">100SG2744</a> |
| Scrubber brush, main - 32" or 812,80 mm; polypropylene; 18 SR; grout; cylindrical | <b>Model:</b> 5700, 5700XP | REF <a href="#">100SG2743</a> |
| Scrubber brush, main - 16" or 406,40 mm; polypropylene; 7 SR                      | <b>Model:</b> 5700, 5700XP | REF <a href="#">100SG2778</a> |
| Scrubber brush, main - 32" or 812,80 mm; Tynex; 18 SR; abrasive; cylindrical      | <b>Model:</b> 5700, 5700XP | REF <a href="#">100SG2745</a> |
| Scrubber brush, main - 36" or 914,40 mm; nylon; 18 SR; cylindrical                | <b>Model:</b> 5700, 5700XP | REF <a href="#">100SG2747</a> |
| Scrubber brush, main - 36" or 914,40 mm; polypropylene 0,6; 18 SR; cylindrical    | <b>Model:</b> 5700, 5700XP | REF <a href="#">100SG2746</a> |
| Scrubber brush, main - 36" or 914,40 mm; polypropylene 1,2; 18 SR; cylindrical    | <b>Model:</b> 5700, 5700XP | REF <a href="#">100SG2848</a> |
| Scrubber brush, main - 36" or 914,40 mm; Tynex; 18 SR; abrasive; cylindrical      | <b>Model:</b> 5700, 5700XP | REF <a href="#">100SG2748</a> |
| Sweeper brush, main - 31" or 787,40 mm; polypropylene; 18 SR; cylindrical         | <b>Model:</b> 5700, 5700XP | REF <a href="#">100SG2847</a> |



## VACUUM MOTOR

|  |                      |                               |
|--|----------------------|-------------------------------|
| Motor, vacuum - 36 VDC; 550 W; 3 stage; fan and motor; fan and motor; squeegee; from sn 00003390 | <b>Model:</b> 5700   | REF <a href="#">100SG3486</a> |
| Motor, vacuum - 36 VDC; 550 W; from sn 00000001  | <b>Model:</b> 5700XP | REF <a href="#">100SG3430</a> |

used for: **TENNANT** series: **6100**



## FILTER

|  |                     |                                      |
|--|---------------------|--------------------------------------|
| Filter element, dust filter  | <b>Model:</b> 6100E | <b>REF</b> <a href="#">100SG3426</a> |
| Filter element, dust filter - 64 pleats; used for: Robin EH34; fuel type: gasoline/LPG | <b>Model:</b> 6100  | <b>REF</b> <a href="#">100SG2854</a> |
| Filter element, dust filter - used for: Robin EH34; fuel type: gasoline/LPG            | <b>Model:</b> 6100  | <b>REF</b> <a href="#">100SG3506</a> |



## HOSE

|   |                    |                                      |
|---|--------------------|--------------------------------------|
| Hose, vacuum - inner diameter: 0,16"; length: 15"; used for: Robin EH34; fuel type: gasoline/LPG            | <b>Model:</b> 6100 | <b>REF</b> <a href="#">100SG2733</a> |
| Hose, vacuum - inner diameter: 0,16"; length: 19" or 483 mm; used for: Robin EH34; fuel type: gasoline/type | <b>Model:</b> 6100 | <b>REF</b> <a href="#">100SG2985</a> |



## MOTOR

|  |                     |                                      |
|--|---------------------|--------------------------------------|
| Motor, curb broom LH - 12 VDC; used for: Robin EH34; fuel type: gasoline/LPG         | <b>Model:</b> 6100  | <b>REF</b> <a href="#">100SG3471</a> |
| Motor, curb broom LH - 36 VDC; 80 RPM  | <b>Model:</b> 6100E | <b>REF</b> <a href="#">100SG3412</a> |
| Motor, curb broom RH - 12 VDC; 80 RPM; used for: Robin EH34; fuel type: gasoline/LPG | <b>Model:</b> 6100  | <b>REF</b> <a href="#">100SG3472</a> |
| Motor, curb broom RH - 36 VDC; 80 RPM  | <b>Model:</b> 6100E | <b>REF</b> <a href="#">100SG3502</a> |
| Motor, main broom - 36 VDC; 1800 RPM; 0,60 HP; electric - from sn 2819               | <b>Model:</b> 6100E | <b>REF</b> <a href="#">100SG3469</a> |
| Motor, main broom - 36 VDC; 1800 RPM; 0,60 HP; electric - from sn 2818               | <b>Model:</b> 6100E | <b>REF</b> <a href="#">100SG3504</a> |
| Motor, shaker - 12 VDC; used for: Robin EH34; fuel type: gasoline/LPG                | <b>Model:</b> 6100  | <b>REF</b> <a href="#">100SG3476</a> |
| Motor, shaker - 36 VDC   | <b>Model:</b> 6100E | <b>REF</b> <a href="#">100SG3477</a> |



## SWEEPER/BRUSH

|  |                           |                                      |
|--|---------------------------|--------------------------------------|
| Sweeper brush, curb - 7" or 177,80 mm; polypropylene; 2 SR       | <b>Model:</b> 6100, 6100E | <b>REF</b> <a href="#">100SG3501</a> |
| Sweeper brush, curb - 7" or 177,80 mm; polypropylene; 3 SR       | <b>Model:</b> 6100, 6100E | <b>REF</b> <a href="#">100SG3484</a> |
| Sweeper brush, curb - 7" or 177,80 mm; stiff polypropylene; 2 SR | <b>Model:</b> 6100, 6100E | <b>REF</b> <a href="#">100SG3470</a> |
| Sweeper brush, main - 22" or 558,80 mm; natural fiber; 8 SR      | <b>Model:</b> 6100, 6100E | <b>REF</b> <a href="#">100SG3505</a> |
| Sweeper brush, main - 22" or 558,80 mm; polypropylene; 8 SR      | <b>Model:</b> 6100, 6100E | <b>REF</b> <a href="#">100SG3503</a> |

used for: **TENNANT** series: **6200**



## FILTER

|                                  |                    |                                      |
|----------------------------------|--------------------|--------------------------------------|
| Filter element, dust filter      | <b>Model:</b> 6200 | <b>REF</b> <a href="#">100SG3482</a> |
| Filter element, outer air filter | <b>Model:</b> 6200 | <b>REF</b> <a href="#">100SG2844</a> |



## SWEEPER/BRUSH

|   |                    |                                      |
|---|--------------------|--------------------------------------|
| Sweeper brush, curb - 11" or 279,40 mm; polypropylene; 2 SR       | <b>Model:</b> 6200 | <b>REF</b> <a href="#">100SG3479</a> |
| Sweeper brush, curb - 11" or 279,40 mm; polypropylene; 3 SR       | <b>Model:</b> 6200 | <b>REF</b> <a href="#">100SG3485</a> |
| Sweeper brush, curb - 11" or 279,40 mm; stiff polypropylene; 2 SR | <b>Model:</b> 6200 | <b>REF</b> <a href="#">100SG3483</a> |
| Sweeper brush, main - 28" or 711,20 mm; polypropylene; 8 SR       | <b>Model:</b> 6200 | <b>REF</b> <a href="#">100SG3478</a> |
| Sweeper brush, main - 28" or 711,20 mm; Union mix; 8 SR           | <b>Model:</b> 6200 | <b>REF</b> <a href="#">100SG3481</a> |
| Sweeper brush, main - 28" or 711,20 mm; wedge polypropylene       | <b>Model:</b> 6200 | <b>REF</b> <a href="#">100SG3480</a> |
| Sweeper brush, main - 28" or 711,20 mm; window polypropylene; SPL | <b>Model:</b> 6200 | <b>REF</b> <a href="#">100SG3458</a> |

used for: **TENNANT** series: **6200**

used for: **TENNANT** series: **6400**

used for: **TENNANT** series: **6400**



## FILTER

|  |                    |                                      |
|--|--------------------|--------------------------------------|
| Filter element, dust filter - 760 x 506 x 80 mm  | <b>Model:</b> 6400 | <b>REF</b> <a href="#">100SG2790</a> |
| Filter element, dust filter - 762 x 508 x 105 mm | <b>Model:</b> 6400 | <b>REF</b> <a href="#">100SG2839</a> |



## SWEEPER/BRUSH

|   |                    |                                      |
|---|--------------------|--------------------------------------|
| Sweeper brush, curb - 23" or 584,20 mm; iron wire; 3 SR               | <b>Model:</b> 6400 | <b>REF</b> <a href="#">100SG3497</a> |
| Sweeper brush, curb - 23" or 584,20 mm; nylon; 3 SR                   | <b>Model:</b> 6400 | <b>REF</b> <a href="#">100SG3411</a> |
| Sweeper brush, curb - 23" or 584,20 mm; polypropylene; 3 SR           | <b>Model:</b> 6400 | <b>REF</b> <a href="#">100SG3496</a> |
| Sweeper brush, main - 36" or 914,40 mm; polyester; 24 SR              | <b>Model:</b> 6400 | <b>REF</b> <a href="#">100SG2998</a> |
| Sweeper brush, main - 36" or 914,40 mm; polyester; 8 DR               | <b>Model:</b> 6400 | <b>REF</b> <a href="#">100SG2999</a> |
| Sweeper brush, main - 36" or 914,40 mm; polypropylene; 8 DR           | <b>Model:</b> 6400 | <b>REF</b> <a href="#">100SG2997</a> |
| Sweeper brush, main - 36" or 914,40 mm; polypropylene-iron wire; 8 DR | <b>Model:</b> 6400 | <b>REF</b> <a href="#">100SG2996</a> |

used for: **TENNANT** series: **6500**



## FILTER

|   |                    |                                      |
|---|--------------------|--------------------------------------|
| Filter element, dust filter - hopper; 94 pleats; sn 00000001 - 00005639                       | <b>Model:</b> 6500 | <b>REF</b> <a href="#">100SG2853</a> |
| Filter element, dust filter - hopper; panel type; perma filter; metal; sn 00000001 - 00005639 | <b>Model:</b> 6500 | <b>REF</b> <a href="#">100SG2937</a> |



## SWEEPER/BRUSH

|  |                    |                                      |
|--|--------------------|--------------------------------------|
| Sweeper brush, curb - 18" or 457,20 mm; iron wire; 3 SR                        | <b>Model:</b> 6500 | <b>REF</b> <a href="#">100SG3489</a> |
| Sweeper brush, curb - 18" or 457,20 mm; nylon; 3 SR                            | <b>Model:</b> 6500 | <b>REF</b> <a href="#">100SG3488</a> |
| Sweeper brush, curb - 26" or 660,40 mm; polypropylene; 3 SR                    | <b>Model:</b> 6500 | <b>REF</b> <a href="#">100SG2966</a> |
| Sweeper brush, curb, main - 45" or 1143,00 mm; iron wire; 8 DR                 | <b>Model:</b> 6500 | <b>REF</b> <a href="#">100SG2949</a> |
| Sweeper brush, main - 45" or 1143,00 mm; natural fiber-iron wire; 24 SR        | <b>Model:</b> 6500 | <b>REF</b> <a href="#">100SG2936</a> |
| Sweeper brush, main, curb - 45" or 1143,00 mm; nylon patrol; 5 DR              | <b>Model:</b> 6500 | <b>REF</b> <a href="#">100SG2962</a> |
| Sweeper brush, main - 45" or 1143,00 mm; nylon; 24 SR                          | <b>Model:</b> 6500 | <b>REF</b> <a href="#">100SG3492</a> |
| Sweeper brush, main - 45" or 1143,00 mm; nylon; 8 DR                           | <b>Model:</b> 6500 | <b>REF</b> <a href="#">100SG3493</a> |
| Sweeper brush, main, curb - 45" or 1143,00 mm; polypropylene; 5 DR             | <b>Model:</b> 6500 | <b>REF</b> <a href="#">100SG2963</a> |
| Sweeper brush, main - 45" or 1143,00 mm; polypropylene-iron wire; 8 DR         | <b>Model:</b> 6500 | <b>REF</b> <a href="#">100SG3494</a> |
| Sweeper brush, curb; main - 45" or 1143,00 mm; sand wedge polypropylene; 30 SR | <b>Model:</b> 6500 | <b>REF</b> <a href="#">100SG2832</a> |
| Sweeper brush, main - 45" or 1143,00 mm; window polypropylene; 5 TR            | <b>Model:</b> 6500 | <b>REF</b> <a href="#">100SG3457</a> |

used for: **TENNANT** series: **6500**

used for: **TENNANT** series: **6550**

used for: **TENNANT** series: **6550**



## FILTER

|   |                    |                                      |
|---|--------------------|--------------------------------------|
| Filter element, dust filter - hopper; 94 pleats; sn 00000001 - 00005639                       | <b>Model:</b> 6550 | <b>REF</b> <a href="#">100SG2853</a> |
| Filter element, dust filter - optional; synthetic   | <b>Model:</b> 6550 | <b>REF</b> <a href="#">100SG2864</a> |
| Filter element, dust filter - hopper; panel type; perma filter; metal; sn 00000001 - 00005639 | <b>Model:</b> 6550 | <b>REF</b> <a href="#">100SG2937</a> |
| Filter element, dust filter - surface load; 98 pleats; optional                               | <b>Model:</b> 6550 | <b>REF</b> <a href="#">100SG2856</a> |



## MOTOR

|  |                    |                                      |
|--|--------------------|--------------------------------------|
| Motor, main broom - hydraulic; gear; total length: 200,00 mm; from sn 00000001 | <b>Model:</b> 6550 | <b>REF</b> <a href="#">100SG2984</a> |
| Motor, main broom - hydraulic; internal, from sn 00008248                      | <b>Model:</b> 6550 | <b>REF</b> <a href="#">100SG3474</a> |



## SWEEPER/BRUSH

|  |                    |                                      |
|--|--------------------|--------------------------------------|
| Sweeper brush, curb - 18" or 457,20 mm; iron wire; 3 SR                        | <b>Model:</b> 6550 | <b>REF</b> <a href="#">100SG3489</a> |
| Sweeper brush, curb - 18" or 457,20 mm; nylon; 3 SR                            | <b>Model:</b> 6550 | <b>REF</b> <a href="#">100SG3488</a> |
| Sweeper brush, curb - 23" or 584,20 mm; iron wire; 3 SR                        | <b>Model:</b> 6550 | <b>REF</b> <a href="#">100SG3497</a> |
| Sweeper brush, curb - 23" or 584,20 mm; nylon; 3 SR                            | <b>Model:</b> 6550 | <b>REF</b> <a href="#">100SG3411</a> |
| Sweeper brush, curb - 23" or 584,20 mm; polypropylene; 3 SR                    | <b>Model:</b> 6550 | <b>REF</b> <a href="#">100SG3496</a> |
| Sweeper brush, curb - 26" or 660,40 mm; polypropylene; 3 SR                    | <b>Model:</b> 6550 | <b>REF</b> <a href="#">100SG2966</a> |
| Sweeper brush, curb, main - 45" or 1143,00 mm; iron wire; 8 DR                 | <b>Model:</b> 6550 | <b>REF</b> <a href="#">100SG2949</a> |
| Sweeper brush, main, curb - 45" or 1143,00 mm; nylon patrol; 5 DR              | <b>Model:</b> 6550 | <b>REF</b> <a href="#">100SG2962</a> |
| Sweeper brush, main, curb - 45" or 1143,00 mm; polypropylene; 5 DR             | <b>Model:</b> 6550 | <b>REF</b> <a href="#">100SG2963</a> |
| Sweeper brush, curb; main - 45" or 1143,00 mm; sand wedge polypropylene; 30 SR | <b>Model:</b> 6550 | <b>REF</b> <a href="#">100SG2832</a> |



used for: **TENNANT** series: **6600**



## FILTER

|  |                    |                               |
|--|--------------------|-------------------------------|
| Filter assembly, fuel - panel; from sn 010000; fuel type: gasoline | <b>Model:</b> 6600 | REF <a href="#">101SG3579</a> |
|--|--------------------|-------------------------------|



## SWEEPER/BRUSH

|  |                    |                               |
|--|--------------------|-------------------------------|
| Sweeper brush, curb - 18" or 457,20 mm; iron wire; 3 SR                        | <b>Model:</b> 6600 | REF <a href="#">100SG3489</a> |
| Sweeper brush, curb - 18" or 457,20 mm; nylon; 3 SR                            | <b>Model:</b> 6600 | REF <a href="#">100SG3488</a> |
| Sweeper brush, curb - 26" or 660,40 mm; polypropylene; 3 SR                    | <b>Model:</b> 6600 | REF <a href="#">100SG2966</a> |
| Sweeper brush, curb, main - 45" or 1143,00 mm; iron wire; 8 DR                 | <b>Model:</b> 6600 | REF <a href="#">100SG2949</a> |
| Sweeper brush, main - 45" or 1143,00 mm; natural fiber-iron wire; 24 SR        | <b>Model:</b> 6600 | REF <a href="#">100SG2936</a> |
| Sweeper brush, main, curb - 45" or 1143,00 mm; nylon patrol; 5 DR              | <b>Model:</b> 6600 | REF <a href="#">100SG2962</a> |
| Sweeper brush, main - 45" or 1143,00 mm; nylon; 24 SR                          | <b>Model:</b> 6600 | REF <a href="#">100SG3492</a> |
| Sweeper brush, main - 45" or 1143,00 mm; nylon; 8 DR                           | <b>Model:</b> 6600 | REF <a href="#">100SG3493</a> |
| Sweeper brush, main, curb - 45" or 1143,00 mm; polypropylene; 5 DR             | <b>Model:</b> 6600 | REF <a href="#">100SG2963</a> |
| Sweeper brush, main - 45" or 1143,00 mm; polypropylene-iron wire; 8 DR         | <b>Model:</b> 6600 | REF <a href="#">100SG3494</a> |
| Sweeper brush, curb; main - 45" or 1143,00 mm; sand wedge polypropylene; 30 SR | <b>Model:</b> 6600 | REF <a href="#">100SG2832</a> |
| Sweeper brush, main - 45" or 1143,00 mm; window polypropylene; 5 TR            | <b>Model:</b> 6600 | REF <a href="#">100SG3457</a> |

used for: **TENNANT** series: **6600**

used for: **TENNANT** series: **6650**

used for: **TENNANT** series: **6650**



## FILTER

|  |                    |                                      |
|--|--------------------|--------------------------------------|
| Filter assembly, fuel - panel; from sn 010000; fuel type: gasoline | <b>Model:</b> 6650 | <b>REF</b> <a href="#">101SG3579</a> |
|--|--------------------|--------------------------------------|



## MOTOR

|   |                    |                                      |
|---|--------------------|--------------------------------------|
| Motor, curb broom - hydraulic; Eaton                      | <b>Model:</b> 6650 | <b>REF</b> <a href="#">100SG3473</a> |
| Motor, main broom - hydraulic; internal, from sn 00008248 | <b>Model:</b> 6650 | <b>REF</b> <a href="#">100SG3474</a> |



## SWEEPER/BRUSH

|  |                    |                                      |
|--|--------------------|--------------------------------------|
| Sweeper brush, curb - 18" or 457,20 mm; iron wire; 3 SR                        | <b>Model:</b> 6650 | <b>REF</b> <a href="#">100SG3489</a> |
| Sweeper brush, curb - 18" or 457,20 mm; nylon; 3 SR                            | <b>Model:</b> 6650 | <b>REF</b> <a href="#">100SG3488</a> |
| Sweeper brush, curb - 18" or 457,20 mm; polypropylene; 3 SR                    | <b>Model:</b> 6650 | <b>REF</b> <a href="#">100SG3490</a> |
| Sweeper brush, curb - 23" or 584,20 mm; iron wire; 3 SR                        | <b>Model:</b> 6650 | <b>REF</b> <a href="#">100SG3497</a> |
| Sweeper brush, curb - 23" or 584,20 mm; nylon; 3 SR                            | <b>Model:</b> 6650 | <b>REF</b> <a href="#">100SG3411</a> |
| Sweeper brush, curb - 23" or 584,20 mm; polypropylene; 3 SR                    | <b>Model:</b> 6650 | <b>REF</b> <a href="#">100SG3496</a> |
| Sweeper brush, curb, main - 45" or 1143,00 mm; iron wire; 8 DR                 | <b>Model:</b> 6650 | <b>REF</b> <a href="#">100SG2949</a> |
| Sweeper brush, main, curb - 45" or 1143,00 mm; nylon patrol; 5 DR              | <b>Model:</b> 6650 | <b>REF</b> <a href="#">100SG2962</a> |
| Sweeper brush, main - 45" or 1143,00 mm; nylon; 24 SR                          | <b>Model:</b> 6650 | <b>REF</b> <a href="#">100SG3492</a> |
| Sweeper brush, main - 45" or 1143,00 mm; nylon; 8 DR                           | <b>Model:</b> 6650 | <b>REF</b> <a href="#">100SG3493</a> |
| Sweeper brush, main - 45" or 1143,00 mm; polypropylene-iron wire; 8 DR         | <b>Model:</b> 6650 | <b>REF</b> <a href="#">100SG3494</a> |
| Sweeper brush, main - 45" or 1143,00 mm; proex; 8 DR                           | <b>Model:</b> 6650 | <b>REF</b> <a href="#">100SG3499</a> |
| Sweeper brush, curb; main - 45" or 1143,00 mm; sand wedge polypropylene; 30 SR | <b>Model:</b> 6650 | <b>REF</b> <a href="#">100SG2832</a> |
| Sweeper brush, main - 45" or 1143,00 mm; Union-iron wire; 24 SR                | <b>Model:</b> 6650 | <b>REF</b> <a href="#">100SG3498</a> |
| Sweeper brush, main - 45" or 1143,00 mm; window polypropylene; 5 TR            | <b>Model:</b> 6650 | <b>REF</b> <a href="#">100SG3457</a> |

used for: **TENNANT** series: **7100**



## FILTER

|  |                    |                                      |
|--|--------------------|--------------------------------------|
| Filter, vacuum motor - recovery tank                         | <b>Model:</b> 7100 | <b>REF</b> <a href="#">100SG2883</a> |
| Filter element, solution intake filter - 30 mesh; with guard | <b>Model:</b> 7100 | <b>REF</b> <a href="#">100SG2857</a> |



## HOSE

|                              |                    |                                      |
|------------------------------|--------------------|--------------------------------------|
| Hose, vacuum - recovery tank | <b>Model:</b> 7100 | <b>REF</b> <a href="#">100SG2909</a> |
|------------------------------|--------------------|--------------------------------------|



## MOTOR

|   |                    |                                      |
|---|--------------------|--------------------------------------|
| Motor, scrub brush - 36 VDC; 17 A; 1725 RPM | <b>Model:</b> 7100 | <b>REF</b> <a href="#">100SG2663</a> |
| Motor, scrub brush - 36 VDC; 330 RPM        | <b>Model:</b> 7100 | <b>REF</b> <a href="#">100SG2769</a> |



## SQUEEGEE

|  |                    |                                      |
|--|--------------------|--------------------------------------|
| Blade, squeegee front - 28" or 711,20 mm; rubber   | <b>Model:</b> 7100 | <b>REF</b> <a href="#">100SG2908</a> |
| Blade, squeegee front - 32" or 812,80 mm; rubber   | <b>Model:</b> 7100 | <b>REF</b> <a href="#">100SG2904</a> |
| Blade, squeegee rear - 28" or 711,20 mm; CI  | <b>Model:</b> 7100 | <b>REF</b> <a href="#">100SG2910</a> |
| Blade, squeegee rear - 28" or 711,20 mm; rubber  | <b>Model:</b> 7100 | <b>REF</b> <a href="#">100SG2907</a> |
| Blade, squeegee rear - 32" or 812,80 mm; rubber  | <b>Model:</b> 7100 | <b>REF</b> <a href="#">100SG2903</a> |
| Blade, squeegee side - 28" or 711,20 mm; LH, RH, red gum, max pro 1000, 2 scrub brush system | <b>Model:</b> 7100 | <b>REF</b> <a href="#">100SG2995</a> |



## SWEEPER/BRUSH

|   |                    |                                      |
|---|--------------------|--------------------------------------|
| Scrubber brush, main - 28" or 711,20 mm; polypropylene 0,7; 18 SR; cylindrical    | <b>Model:</b> 7100 | <b>REF</b> <a href="#">100SG2740</a> |
| Scrubber brush, main - 28" or 711,20 mm; nylon; 18 SR; cylindrical                | <b>Model:</b> 7100 | <b>REF</b> <a href="#">100SG2741</a> |
| Sweeper brush, main - 28" or 711,20 mm; polypropylene; 18 SR; cylindrical         | <b>Model:</b> 7100 | <b>REF</b> <a href="#">100SG2846</a> |
| Scrubber brush, main - 28" or 711,20 mm; Tynex; abrasive; 18 SR; cylindrical      | <b>Model:</b> 7100 | <b>REF</b> <a href="#">100SG2742</a> |
| Sweeper brush, main - 31" or 787,40 mm; polypropylene; 18 SR; cylindrical         | <b>Model:</b> 7100 | <b>REF</b> <a href="#">100SG2847</a> |
| Scrubber brush, main - 32" or 812,80 mm; nylon; 18 SR; cylindrical                | <b>Model:</b> 7100 | <b>REF</b> <a href="#">100SG2744</a> |
| Scrubber brush, main - 32" or 812,80 mm; polypropylene; 18 SR; grout; cylindrical | <b>Model:</b> 7100 | <b>REF</b> <a href="#">100SG2743</a> |
| Scrubber brush, main - 32" or 812,80 mm; Tynex; 18 SR; abrasive; cylindrical      | <b>Model:</b> 7100 | <b>REF</b> <a href="#">100SG2745</a> |



## VACUUM MOTOR

|                               |                    |                                      |
|-------------------------------|--------------------|--------------------------------------|
| Motor, vacuum - 36 VDC; 550 W | <b>Model:</b> 7100 | <b>REF</b> <a href="#">101SG3580</a> |
|-------------------------------|--------------------|--------------------------------------|

used for: **TENNANT** series: **7200**

used for: **TENNANT** series: **7200**



## FILTER

|  |                    |                                      |
|--|--------------------|--------------------------------------|
| Filter element, dust filter                              | <b>Model:</b> 7200 | <b>REF</b> <a href="#">100SG2768</a> |
| Filter element, solution intake filter –from sn 00004434 | <b>Model:</b> 7200 | <b>REF</b> <a href="#">100SG2734</a> |



## HOSE

|              |                    |                                      |
|--------------|--------------------|--------------------------------------|
| Hose, vacuum | <b>Model:</b> 7200 | <b>REF</b> <a href="#">100SG2767</a> |
|--------------|--------------------|--------------------------------------|



## MOTOR

|   |                    |                                      |
|---|--------------------|--------------------------------------|
| Motor, scrub brush - 36 VDC; 17 A; 1725 RPM; cylindrical scrub deck; sn 00000001 - 00018380 | <b>Model:</b> 7200 | <b>REF</b> <a href="#">100SG2764</a> |
| Motor, scrub brush - 36 VDC; 17 A; 1725 RPM; from sn 00007862                               | <b>Model:</b> 7200 | <b>REF</b> <a href="#">100SG2850</a> |
| Motor, scrub brush - 36 VDC; 330 RPM  | <b>Model:</b> 7200 | <b>REF</b> <a href="#">100SG2769</a> |



## SQUEEGEE

|  |                    |                                      |
|--|--------------------|--------------------------------------|
| Blade, squeegee front - 28" or 711,20 mm; rubber   | <b>Model:</b> 7200 | <b>REF</b> <a href="#">100SG3435</a> |
| Blade, squeegee front - 36" or 914,40 mm; red gum  | <b>Model:</b> 7200 | <b>REF</b> <a href="#">100SG2770</a> |
| Blade, squeegee inner - 36" or 914,40 mm; front; oil-resistant                               | <b>Model:</b> 7200 | <b>REF</b> <a href="#">100SG2762</a> |
| Blade, squeegee rear - 28" or 711,20 mm; gum   | <b>Model:</b> 7200 | <b>REF</b> <a href="#">100SG3437</a> |
| Blade, squeegee rear - 36" or 914,40 mm; red gum; 49.37i                                     | <b>Model:</b> 7200 | <b>REF</b> <a href="#">100SG3440</a> |
| Blade, squeegee rear - 32" or 812,80 mm; polyurethane; oil-resistant                         | <b>Model:</b> 7200 | <b>REF</b> <a href="#">100SG3448</a> |
| Blade, squeegee side - 28" or 711,20 mm; LH, RH, red gum, max pro 1000, 2 scrub brush system | <b>Model:</b> 7200 | <b>REF</b> <a href="#">100SG2995</a> |



## SWEEPER/BRUSH

|  |                    |                                      |
|--|--------------------|--------------------------------------|
| Scrubber brush, main - 28" or 711,20 mm; polypropylene 0,7; 18 SR; cylindrical | <b>Model:</b> 7200 | <b>REF</b> <a href="#">100SG2740</a> |
| Sweeper brush, curb - 8" or 203,20 mm; polypropylene; 2 SR; pre-sweep          | <b>Model:</b> 7200 | <b>REF</b> <a href="#">100SG2776</a> |
| Scrubber brush, main - 28" or 711,20 mm; nylon; 18 SR; cylindrical             | <b>Model:</b> 7200 | <b>REF</b> <a href="#">100SG2741</a> |
| Sweeper brush, main - 28" or 711,20 mm; polypropylene; 18 SR; cylindrical      | <b>Model:</b> 7200 | <b>REF</b> <a href="#">100SG2846</a> |
| Scrubber brush, main - 28" or 711,20 mm; Tynex; abrasive; 18 SR; cylindrical   | <b>Model:</b> 7200 | <b>REF</b> <a href="#">100SG2742</a> |
| Sweeper brush, main - 32" or 812,80 mm; polypropylene; pre-sweep option; 6 DR  | <b>Model:</b> 7200 | <b>REF</b> <a href="#">100SG2919</a> |
| Scrubber brush, main - 36" or 914,40 mm; nylon; 18 SR; cylindrical             | <b>Model:</b> 7200 | <b>REF</b> <a href="#">100SG2747</a> |
| Sweeper brush, main - 36" or 914,40 mm; polypropylene 0,6; 18 SR; cylindrical  | <b>Model:</b> 7200 | <b>REF</b> <a href="#">100SG2746</a> |
| Sweeper brush, main - 36" or 914,40 mm; polypropylene 1,2; 18 SR; cylindrical  | <b>Model:</b> 7200 | <b>REF</b> <a href="#">100SG2848</a> |
| Scrubber brush, main - 36" or 914,40 mm; Tynex; 18 SR; abrasive; cylindrical   | <b>Model:</b> 7200 | <b>REF</b> <a href="#">100SG2748</a> |



## VACUUM MOTOR

|   |                    |                                      |
|---|--------------------|--------------------------------------|
| Motor, vacuum - 36 VDC; 550 W; from sn 00000001 | <b>Model:</b> 7200 | <b>REF</b> <a href="#">100SG3430</a> |
|---|--------------------|--------------------------------------|

used for: **TENNANT** series: 7300



## FILTER

|                                      |                    |                                      |
|--------------------------------------|--------------------|--------------------------------------|
| Filter, vacuum motor - recovery tank | <b>Model:</b> 7300 | <b>REF</b> <a href="#">100SG2883</a> |
|--------------------------------------|--------------------|--------------------------------------|



## HOSE

|   |                    |                                      |
|---|--------------------|--------------------------------------|
| Hose, vacuum - fuel type: electric              | <b>Model:</b> 7300 | <b>REF</b> <a href="#">100SG2895</a> |
| Hose, vacuum - length: 91,00"; tank to squeegee | <b>Model:</b> 7300 | <b>REF</b> <a href="#">100SG2880</a> |



## MOTOR

|  |                    |                                      |
|--|--------------------|--------------------------------------|
| Motor, scrub brush - 36 VDC; 1,5 HP; 300 RPM; sn 00000001 - 00003244 | <b>Model:</b> 7300 | <b>REF</b> <a href="#">100SG2885</a> |
| Motor, scrub brush - 36 VDC; 30 A; 300 RPM; 0,73 kW max pro          | <b>Model:</b> 7300 | <b>REF</b> <a href="#">100SG2886</a> |
| Motor, scrub brush - 36 VDC; 40 A; 300 RPM; 1,1 kw; from sn 00003245 | <b>Model:</b> 7300 | <b>REF</b> <a href="#">100SG2899</a> |

## SQUEEGEE

|   |                    |                                      |
|---|--------------------|--------------------------------------|
| Blade, squeegee rear - front                      | <b>Model:</b> 7300 | <b>REF</b> <a href="#">100SG2881</a> |
| Blade, squeegee rear - front; 48,0l; max pro 1200 | <b>Model:</b> 7300 | <b>REF</b> <a href="#">100SG2888</a> |
| Blade, squeegee rear - outer                      | <b>Model:</b> 7300 | <b>REF</b> <a href="#">100SG2882</a> |
| Blade, squeegee side - disc brush                 | <b>Model:</b> 7300 | <b>REF</b> <a href="#">100SG2879</a> |
| Blade kit, squeegee - rear; rubber; max pro 1000  | <b>Model:</b> 7300 | <b>REF</b> <a href="#">100SG2890</a> |



## SWEEPER/BRUSH

|   |                    |                                      |
|---|--------------------|--------------------------------------|
| Sweeper brush, curb - 16" or 406,40 mm; nylon; 8 SR                         | <b>Model:</b> 7300 | <b>REF</b> <a href="#">100SG2673</a> |
| Sweeper brush, curb - 16" or 406,40 mm; Tynex; 7 SR                         | <b>Model:</b> 7300 | <b>REF</b> <a href="#">100SG2675</a> |
| Sweeper brush, main - 38" or 965,20 mm; nylon; 20 SR; max pro 1000          | <b>Model:</b> 7300 | <b>REF</b> <a href="#">100SG2877</a> |
| Sweeper brush, main - 38" or 965,20 mm; polypropylene; 20 SR; max pro 1000  | <b>Model:</b> 7300 | <b>REF</b> <a href="#">100SG2873</a> |
| Sweeper brush, main - 38" or 965,20 mm; Tynex; 20 SR; max pro 1000          | <b>Model:</b> 7300 | <b>REF</b> <a href="#">100SG2875</a> |
| Sweeper brush, main - 47" or 1193,80 mm; nylon; 20 SR; max pro 1200         | <b>Model:</b> 7300 | <b>REF</b> <a href="#">100SG2878</a> |
| Sweeper brush, main - 47" or 1193,80 mm; polypropylene; 20 SR; max pro 1200 | <b>Model:</b> 7300 | <b>REF</b> <a href="#">100SG2874</a> |
| Sweeper brush, main - 47" or 1193,80 mm; Tynex; 20 SR; max pro 1200         | <b>Model:</b> 7300 | <b>REF</b> <a href="#">100SG2876</a> |



## VACUUM MOTOR

|   |                    |                                      |
|---|--------------------|--------------------------------------|
| Motor, vacuum - 36 VDC; 550 W; from sn 00000001 | <b>Model:</b> 7300 | <b>REF</b> <a href="#">100SG3430</a> |
|---|--------------------|--------------------------------------|

used for: **TENNANT** series: **7400**

used for: **TENNANT** series: **7400**



## FILTER

|  |                    |                                      |
|--|--------------------|--------------------------------------|
| Filter element, solution intake filter –from sn 00004434 | <b>Model:</b> 7400 | <b>REF</b> <a href="#">100SG2734</a> |
|--|--------------------|--------------------------------------|



## HOSE

|  |                    |                                      |
|--|--------------------|--------------------------------------|
| Hose, vacuum – 30" or 755 mm                 | <b>Model:</b> 7400 | <b>REF</b> <a href="#">100SG2735</a> |
| Hose, vacuum – recovery tank; 57" or 1450 mm | <b>Model:</b> 7400 | <b>REF</b> <a href="#">100SG2969</a> |



## MOTOR

|  |                    |                                      |
|--|--------------------|--------------------------------------|
| Motor, scrub brush - hydraulic; used for: GM 1,6 L; fuel type: gasoline/LPG; Kubota; fuel type: Diesel | <b>Model:</b> 7400 | <b>REF</b> <a href="#">100SG2974</a> |
|--|--------------------|--------------------------------------|



## SQUEEGEE

|  |                    |                                      |
|--|--------------------|--------------------------------------|
| Blade kit, squeegee – polyurethane   | <b>Model:</b> 7400 | <b>REF</b> <a href="#">100SG2972</a> |
| Blade, squeegee front  | <b>Model:</b> 7400 | <b>REF</b> <a href="#">100SG2970</a> |
| Blade, squeegee rear   | <b>Model:</b> 7400 | <b>REF</b> <a href="#">100SG2971</a> |
| Blade, squeegee side – 28" or 711,20 mm; LH, RH, red gum, max pro 1000, 2 scrub brush system | <b>Model:</b> 7400 | <b>REF</b> <a href="#">100SG2995</a> |
| Squeegee assembly, side  | <b>Model:</b> 7400 | <b>REF</b> <a href="#">100SG2975</a> |



## SWEEPER/BRUSH

|   |                    |                                      |
|---|--------------------|--------------------------------------|
| Sweeper brush, main - 45" or 1143,00 mm; nylon; 24 SR         | <b>Model:</b> 7400 | <b>REF</b> <a href="#">100SG2968</a> |
| Sweeper brush, main - 45" or 1143,00 mm; polypropylene; 24 SR | <b>Model:</b> 7400 | <b>REF</b> <a href="#">100SG2967</a> |
| Sweeper brush, main - 45" or 1143,00 mm; Tynex; 24 SR         | <b>Model:</b> 7400 | <b>REF</b> <a href="#">100SG2973</a> |



## VACUUM MOTOR

|  |                    |                                      |
|--|--------------------|--------------------------------------|
| Motor, vacuum – hydraulic; for vacuum system group; for scrubber | <b>Model:</b> 7400 | <b>REF</b> <a href="#">100SG2980</a> |
|--|--------------------|--------------------------------------|

used for: **TENNANT** series: 8010



## FILTER

|  |                    |                                      |
|--|--------------------|--------------------------------------|
| Filter element, dust filter - recovery tank                | <b>Model:</b> 8010 | <b>REF</b> <a href="#">100SG2837</a> |
| Filter element, dust filter - hopper; synthetic; 75 pleats | <b>Model:</b> 8010 | <b>REF</b> <a href="#">100SG2838</a> |
| Filter element, dust filter - panel                        | <b>Model:</b> 8010 | <b>REF</b> <a href="#">100SG2795</a> |
| Filter element, solution intake filter -from sn 00004434   | <b>Model:</b> 8010 | <b>REF</b> <a href="#">100SG2734</a> |



## HOSE

|  |                    |                                      |
|--|--------------------|--------------------------------------|
| Hose, vacuum - side squeegee; from sn 00000001 | <b>Model:</b> 8010 | <b>REF</b> <a href="#">100SG2793</a> |
| Hose, vacuum - from sn 00000001                | <b>Model:</b> 8010 | <b>REF</b> <a href="#">100SG2927</a> |



## MOTOR

|  |                    |                                      |
|--|--------------------|--------------------------------------|
| Motor, main broom - 36 VDC; 20 A; 320 RPM; hydraulic   | <b>Model:</b> 8010 | <b>REF</b> <a href="#">100SG2928</a> |
| Motor, scrub brush - 36 VDC; 28 A; 2200 RPM; max pro 1000, 2 brush system and max pro 1200, 3 brush system | <b>Model:</b> 8010 | <b>REF</b> <a href="#">100SG2728</a> |



## SQUEEGEE

|  |                    |                                      |
|--|--------------------|--------------------------------------|
| Blade, squeegee front  | <b>Model:</b> 8010 | <b>REF</b> <a href="#">100SG2724</a> |
| Blade, squeegee rear - outer; rubber; from sn 00000001                                       | <b>Model:</b> 8010 | <b>REF</b> <a href="#">100SG2775</a> |
| Blade, squeegee side - 28" or 711,20 mm; LH, RH, red gum, max pro 1000, 2 scrub brush system | <b>Model:</b> 8010 | <b>REF</b> <a href="#">100SG2995</a> |
| Blade, squeegee side - RH; max pro 1200, 3 scrub brush system                                | <b>Model:</b> 8010 | <b>REF</b> <a href="#">100SG2791</a> |



## SWEEPER/BRUSH

|   |                    |                                      |
|---|--------------------|--------------------------------------|
| Sweeper brush, curb - 8" or 203,20 mm; polypropylene; 2 SR; max-pro 1200, 3 brush system  | <b>Model:</b> 8010 | <b>REF</b> <a href="#">100SG3000</a> |
| Sweeper brush, main - 36" or 914,40 mm; polypropylene; 8 SR; max pro 1000, 2 brush system | <b>Model:</b> 8010 | <b>REF</b> <a href="#">100SG2796</a> |



## VACUUM MOTOR

|  |                    |                                      |
|--|--------------------|--------------------------------------|
| Motor, vacuum - 36 VDC; 2500 RPM; sn 00000001 - 00003581 | <b>Model:</b> 8010 | <b>REF</b> <a href="#">100SG2759</a> |
| Motor, vacuum - 36 VDC; 550 W; from sn 00000001          | <b>Model:</b> 8010 | <b>REF</b> <a href="#">100SG3430</a> |



used for: **TENNANT** series: **8200**



## FILTER

|  |                    |                               |
|--|--------------------|-------------------------------|
| Filter element, dust filter - hopper; 97 pleats          | <b>Model:</b> 8200 | REF <a href="#">100SG2813</a> |
| Filter element, dust filter - hopper; synthetic          | <b>Model:</b> 8200 | REF <a href="#">100SG2814</a> |
| Filter element, engine oil filter - spin-on              | <b>Model:</b> 8200 | REF <a href="#">100SG3217</a> |
| Filter element, solution intake filter -from sn 00004434 | <b>Model:</b> 8200 | REF <a href="#">100SG2734</a> |



## HOSE

|  |                    |                               |
|--|--------------------|-------------------------------|
| Hose, vacuum                                   | <b>Model:</b> 8200 | REF <a href="#">100SG2805</a> |
| Hose, vacuum - rear squeegee; HP; bottom       | <b>Model:</b> 8200 | REF <a href="#">100SG2808</a> |
| Hose, vacuum - side squeegee; from sn 00000001 | <b>Model:</b> 8200 | REF <a href="#">100SG2793</a> |
| Hose, vacuum - to recovery tank; HP; top       | <b>Model:</b> 8200 | REF <a href="#">100SG2807</a> |
| Hose, vacuum - with cuff                       | <b>Model:</b> 8200 | REF <a href="#">100SG2811</a> |



## MOTOR

|  |                    |                               |
|--|--------------------|-------------------------------|
| Motor, main broom - hydraulic; cylindrical | <b>Model:</b> 8200 | REF <a href="#">100SG2797</a> |
|--|--------------------|-------------------------------|

## SQUEEGEE

|  |                    |                               |
|--|--------------------|-------------------------------|
| Blade, squeegee rear - front; sn 00000001 - 00001176     | <b>Model:</b> 8200 | REF <a href="#">100SG2803</a> |
| Blade, squeegee rear - outer; sn 00000001 - 00001176     | <b>Model:</b> 8200 | REF <a href="#">100SG2804</a> |
| Blade, squeegee side - LH; max pro 1200, 3 brush system  | <b>Model:</b> 8200 | REF <a href="#">100SG2815</a> |
| Blade, squeegee side - max pro 1000, 2 brush system      | <b>Model:</b> 8200 | REF <a href="#">100SG2802</a> |
| Blade, squeegee side - RH; outer; neoprene; max pro 1200 | <b>Model:</b> 8200 | REF <a href="#">100SG2809</a> |



## SWEEPER/BRUSH

|   |                    |                               |
|---|--------------------|-------------------------------|
| Sweeper brush, curb - 23" or 584,20 mm; iron wire; 3 SR                 | <b>Model:</b> 8200 | REF <a href="#">100SG3497</a> |
| Sweeper brush, curb - 23" or 584,20 mm; nylon; 3 SR                     | <b>Model:</b> 8200 | REF <a href="#">100SG3411</a> |
| Sweeper brush, curb - 23" or 584,20 mm; polypropylene; 3 SR             | <b>Model:</b> 8200 | REF <a href="#">100SG3496</a> |
| Sweeper brush, main - 36" or 914,40 mm; polyester; 24 SR                | <b>Model:</b> 8200 | REF <a href="#">100SG2998</a> |
| Sweeper brush, main - 36" or 914,40 mm; polyester; 8 DR                 | <b>Model:</b> 8200 | REF <a href="#">100SG2999</a> |
| Sweeper brush, main - 36" or 914,40 mm; polypropylene; 8 DR             | <b>Model:</b> 8200 | REF <a href="#">100SG2997</a> |
| Sweeper brush, main - 36" or 914,40 mm; polypropylene-iron wire; 8 DR   | <b>Model:</b> 8200 | REF <a href="#">100SG2996</a> |
| Sweeper brush, main - 36" or 914,40 mm; sand wedge polypropylene; 30 SR | <b>Model:</b> 8200 | REF <a href="#">100SG2834</a> |
| Sweeper brush, main - 36" or 914,40 mm; window polypropylene; 35 SR     | <b>Model:</b> 8200 | REF <a href="#">100SG2833</a> |



## VACUUM MOTOR

|   |                    |                               |
|---|--------------------|-------------------------------|
| Motor, vacuum - hydraulic; scrubbing vacuum; ex 0.13 b 3000 | <b>Model:</b> 8200 | REF <a href="#">100SG2799</a> |
| Motor, vacuum - hydraulic; sweeping vacuum; ex 0.23 b 3000  | <b>Model:</b> 8200 | REF <a href="#">100SG2801</a> |

used for: **TENNANT** series: **8210**



## FILTER

|   |                    |                               |
|---|--------------------|-------------------------------|
| Filter assembly, fuel - inline- from sn 00000001                    | <b>Model:</b> 8210 | REF <a href="#">100SG2785</a> |
| Filter assembly, fuel - inline- from sn 00010000                    | <b>Model:</b> 8210 | REF <a href="#">100SG2842</a> |
| Filter element, dust filter - hopper; 97 pleats                     | <b>Model:</b> 8210 | REF <a href="#">100SG2813</a> |
| Filter element, dust filter - hopper; synthetic                     | <b>Model:</b> 8210 | REF <a href="#">100SG2814</a> |
| Filter element, dust filter - perma; sn 00000001 - 00001099         | <b>Model:</b> 8210 | REF <a href="#">100SG2818</a> |
| Filter element, solution intake filter -from sn 00004434            | <b>Model:</b> 8210 | REF <a href="#">100SG2734</a> |
| Filter element, solution intake filter - 20 mesh - from sn 00001454 | <b>Model:</b> 8210 | REF <a href="#">100SG2858</a> |
| Filter element, solution intake filter - 30 mesh; with guard        | <b>Model:</b> 8210 | REF <a href="#">100SG2857</a> |



## HOSE

|  |                    |                               |
|--|--------------------|-------------------------------|
| Hose, vacuum - with cuff   | <b>Model:</b> 8210 | REF <a href="#">100SG2811</a> |
| Hose, vacuum - flex; outer diameter: 2.00"; length: 19.00" or 483 mm                             | <b>Model:</b> 8210 | REF <a href="#">100SG2812</a> |
| Hose, vacuum - inner diameter: 0.16"; length: 5.00"; from sn 00010030                            | <b>Model:</b> 8210 | REF <a href="#">100SG2723</a> |
| Hose, vacuum - inner diameter: 0.16"; length: 54.0" or 1323 mm                                   | <b>Model:</b> 8210 | REF <a href="#">100SG3219</a> |
| Hose, vacuum - inner diameter: 0.16"; length: 8.0"   | <b>Model:</b> 8210 | REF <a href="#">100SG2944</a> |
| Hose, vacuum - rear squeegee; HP; bottom   | <b>Model:</b> 8210 | REF <a href="#">100SG2808</a> |
| Hose, vacuum - rear squeegee; with 2 cuff  | <b>Model:</b> 8210 | REF <a href="#">100SG2806</a> |
| Hose, vacuum - rubber - from sn 00000001   | <b>Model:</b> 8210 | REF <a href="#">100SG3218</a> |
| Hose, vacuum - side squeegee; from sn 00000001   | <b>Model:</b> 8210 | REF <a href="#">100SG2793</a> |
| Hose, vacuum - inner diameter: 0,16"; length: 15"; used for: Robin EH34; fuel type: gasoline/LPG | <b>Model:</b> 8210 | REF <a href="#">100SG2733</a> |
| Hose, vacuum - to recovery tank; HP; top   | <b>Model:</b> 8210 | REF <a href="#">100SG2807</a> |
| Hose, vacuum - with cuff; wand; option   | <b>Model:</b> 8210 | REF <a href="#">100SG2993</a> |



## MOTOR

|  |                    |                               |
|--|--------------------|-------------------------------|
| Motor, main broom - hydraulic; cylindrical           | <b>Model:</b> 8210 | REF <a href="#">100SG2797</a> |
| Motor, scrub brush - hydraulic; disk; in 07.3 b 1500 | <b>Model:</b> 8210 | REF <a href="#">100SG2798</a> |
| Motor, scrub brush - hydraulic; disk; in 14.1 b 1500 | <b>Model:</b> 8210 | REF <a href="#">100SG2800</a> |



## SQUEEGEE

|   |                    |                               |
|---|--------------------|-------------------------------|
| Blade kit, squeegee - rear; rubber                                  | <b>Model:</b> 8210 | REF <a href="#">100SG2816</a> |
| Blade, squeegee rear - front tile; red gum; 1 SL - from sn 00001177 | <b>Model:</b> 8210 | REF <a href="#">100SG2821</a> |
| Blade, squeegee rear - front tile; red gum - sn 00000001 - 00001176 | <b>Model:</b> 8210 | REF <a href="#">100SG2817</a> |
| Blade, squeegee rear - front; red gum; 5 SL - from sn 00001177      | <b>Model:</b> 8210 | REF <a href="#">100SG2819</a> |
| Blade, squeegee rear - front; sn 00000001 - 00001176                | <b>Model:</b> 8210 | REF <a href="#">100SG2803</a> |
| Blade, squeegee rear - front; polyurethane; 1 SL                    | <b>Model:</b> 8210 | REF <a href="#">100SG2824</a> |
| Blade, squeegee rear - front; polyurethane; 5 SL; 55.86l            | <b>Model:</b> 8210 | REF <a href="#">100SG2822</a> |
| Blade, squeegee rear - outer; red gum - from sn 00001177            | <b>Model:</b> 8210 | REF <a href="#">100SG2820</a> |
| Blade, squeegee rear - outer; sn 00000001 - 00001176                | <b>Model:</b> 8210 | REF <a href="#">100SG2804</a> |
| Blade, squeegee rear - outer; polyurethane; 64.13l                  | <b>Model:</b> 8210 | REF <a href="#">100SG2823</a> |
| Blade, squeegee side - max pro 1000, 2 brush system                 | <b>Model:</b> 8210 | REF <a href="#">100SG2802</a> |
| Blade, squeegee side - LH; max pro 1200, 3 brush system             | <b>Model:</b> 8210 | REF <a href="#">100SG2815</a> |
| Blade, squeegee side - LH; polyurethane; max pro 1000               | <b>Model:</b> 8210 | REF <a href="#">100SG2827</a> |
| Blade, squeegee side - LH; polyurethane; max pro 1200               | <b>Model:</b> 8210 | REF <a href="#">100SG2829</a> |
| Blade, squeegee side - RH; inner; neoprene; max pro 1200            | <b>Model:</b> 8210 | REF <a href="#">100SG2810</a> |
| Blade, squeegee side - RH; outer; neoprene; max pro 1200            | <b>Model:</b> 8210 | REF <a href="#">100SG2809</a> |
| Blade, squeegee side - RH; outer; polyurethane; max pro 1200        | <b>Model:</b> 8210 | REF <a href="#">100SG2828</a> |

used for: **TENNANT** series: **8210**



## VACUUM MOTOR

|   |                    |                               |
|---|--------------------|-------------------------------|
| Motor, vacuum - hydraulic; scrubbing vacuum; ex 0.13 b 3000 | <b>Model:</b> 8210 | REF <a href="#">100SG2799</a> |
| Motor, vacuum - hydraulic; sweeping vacuum; ex 0.23 b 3000  | <b>Model:</b> 8210 | REF <a href="#">100SG2801</a> |

used for: **TENNANT** series: 8300



## FILTER

|  |                    |                               |
|--|--------------------|-------------------------------|
| Filter element, dust filter - 81 pleats                        | <b>Model:</b> 8300 | REF <a href="#">100SG2855</a> |
| Filter element, hydraulic filter                               | <b>Model:</b> 8300 | REF <a href="#">100SG2901</a> |
| Filter element, solution intake filter - 30 mesh; with guard   | <b>Model:</b> 8300 | REF <a href="#">100SG2857</a> |
| Filter element, solution intake filter - extended scrub system | <b>Model:</b> 8300 | REF <a href="#">100SG2891</a> |
| Filter, vacuum motor - recovery tank                           | <b>Model:</b> 8300 | REF <a href="#">100SG2883</a> |



## HOSE

|   |                    |                               |
|---|--------------------|-------------------------------|
| Hose, vacuum - debris tray; length: 58,50"; max pro 1200; cylindrical brush; sn 00000001 - 00003545   | <b>Model:</b> 8300 | REF <a href="#">100SG2884</a> |
| Hose, vacuum - debris tray; max pro 1000; cylindrical brush; length: 35,00"; sn 00000001 - 00003545   | <b>Model:</b> 8300 | REF <a href="#">100SG2892</a> |
| Hose, vacuum - debris tray; max pro 1000; cylindrical brush; with 1 cuff; outer diameter: 1,00"; length: 23,00"; sn 00000001 - 00003545                   | <b>Model:</b> 8300 | REF <a href="#">100SG2765</a> |
| Hose, vacuum - debris tray; max pro 1000; cylindrical brush; with 1 cuff; outer diameter: 2,00" or 50,8 mm; length: 26,00" or 660,4 mm - from sn 00003546 | <b>Model:</b> 8300 | REF <a href="#">100SG2594</a> |
| Hose, vacuum - debris tray; max pro 1000; cylindrical brush; with 1 cuff; outer diameter: 1,00"; length: 41,00" or 1041 mm                                | <b>Model:</b> 8300 | REF <a href="#">100SG2896</a> |
| Hose, vacuum - debris tray; max pro 1000; cylindrical brush; with 2 cuff; outer diameter: 2,00"; length: 75,00" or 1905 mm - from sn 00003546             | <b>Model:</b> 8300 | REF <a href="#">100SG2593</a> |
| Hose, vacuum - fuel type: electric  | <b>Model:</b> 8300 | REF <a href="#">100SG2895</a> |
| Hose, vacuum - inner diameter: 0.16"; length: 5.00"; from sn 00010030   | <b>Model:</b> 8300 | REF <a href="#">100SG2723</a> |
| Hose, vacuum - length: 91,00"; tank to squeegee   | <b>Model:</b> 8300 | REF <a href="#">100SG2880</a> |
| Hose, vacuum - power wand; 118" or 2997,20 mm   | <b>Model:</b> 8300 | REF <a href="#">100SG2946</a> |
| Hose, vacuum - power wand; 124" or 3150,00 mm   | <b>Model:</b> 8300 | REF <a href="#">100SG2961</a> |



## MOTOR


|  |                    |                               |
|--|--------------------|-------------------------------|
| Motor, main broom - 36 VDC; 1800 RPM; 0,9 HP   | <b>Model:</b> 8300 | REF <a href="#">100SG2866</a> |
| Motor, scrub brush - 36 VDC; 1,5 HP; 300 RPM; sn 00000001 - 00003244                         | <b>Model:</b> 8300 | REF <a href="#">100SG2885</a> |
| Motor, scrub brush - 36 VDC; 1500 RPM; 1,5 HP; cylindrical; sn 00000001 - 00003887           | <b>Model:</b> 8300 | REF <a href="#">100SG2872</a> |
| Motor, scrub brush - 36 VDC; 30 A; 300 RPM; 0,73 kW  | <b>Model:</b> 8300 | REF <a href="#">100SG2887</a> |
| Motor, scrub brush - 36 VDC; 40 A; 300 RPM; 1,1 kw; from sn 00003245                         | <b>Model:</b> 8300 | REF <a href="#">100SG2899</a> |
| Motor, scrub brush - 36 VDC; 40 A; 300 RPM; 1,1 kW; disc brush; heavy-duty; from sn 00003245 | <b>Model:</b> 8300 | REF <a href="#">100SG2900</a> |
| Motor, scrub brush - 36 VDC; 43 A; 1500 RPM; 1,1 kw; cylindrical - from sn 00003888          | <b>Model:</b> 8300 | REF <a href="#">100SG2862</a> |



## SQUEEGEE

|   |                    |                               |
|---|--------------------|-------------------------------|
| Blade kit, squeegee - rear; rubber; max pro 1000                | <b>Model:</b> 8300 | REF <a href="#">100SG2890</a> |
| Blade kit, squeegee - rear; polyurethane; max pro 1000          | <b>Model:</b> 8300 | REF <a href="#">100SG3007</a> |
| Blade kit, squeegee - rear; polyurethane; max pro 1200          | <b>Model:</b> 8300 | REF <a href="#">100SG3008</a> |
| Blade kit, squeegee - RH; disc brush; max pro 1200; vacuumised  | <b>Model:</b> 8300 | REF <a href="#">100SG2897</a> |
| Blade, squeegee front - inner; polyurethane; max pro 1000       | <b>Model:</b> 8300 | REF <a href="#">100SG2619</a> |
| Blade, squeegee front - inner; polyurethane; max pro 1200       | <b>Model:</b> 8300 | REF <a href="#">100SG2616</a> |
| Blade, squeegee front - rear; polyurethane; max pro 1000        | <b>Model:</b> 8300 | REF <a href="#">100SG2618</a> |
| Blade, squeegee front - rear; polyurethane; max pro 1200        | <b>Model:</b> 8300 | REF <a href="#">100SG2617</a> |
| Blade, squeegee rear - front                                    | <b>Model:</b> 8300 | REF <a href="#">100SG2881</a> |
| Blade, squeegee rear - front; 48,0l; max pro 1200               | <b>Model:</b> 8300 | REF <a href="#">100SG2888</a> |
| Blade, squeegee rear - front; max pro 1000; tile                | <b>Model:</b> 8300 | REF <a href="#">100SG2893</a> |
| Blade, squeegee rear - front; max pro 1200; tile                | <b>Model:</b> 8300 | REF <a href="#">100SG2894</a> |
| Blade, squeegee rear - outer                                    | <b>Model:</b> 8300 | REF <a href="#">100SG2882</a> |
| Blade, squeegee rear - outer; max pro 1200                      | <b>Model:</b> 8300 | REF <a href="#">100SG2889</a> |
| Blade, squeegee side - disc brush                               | <b>Model:</b> 8300 | REF <a href="#">100SG2879</a> |
| Blade, squeegee side - RH; disc brush; max pro 1200; vacuumized | <b>Model:</b> 8300 | REF <a href="#">100SG2898</a> |

used for: **TENNANT** series: **8300**

|   |                    |                                      |
|---|--------------------|--------------------------------------|
| Blade, squeegee side - polyurethane   | <b>Model:</b> 8300 | <b>REF</b> <a href="#">100SG2610</a> |
|  <b>VACUUM MOTOR</b> |                    |                                      |
| Motor, vacuum - 36 VDC; 2500 RPM; sn 00000001 - 00003581  | <b>Model:</b> 8300 | <b>REF</b> <a href="#">100SG2759</a> |
| Motor, vacuum - 36 VDC; 2500 RPM; sweeper; 0,75 HP - from sn 00003582                                 | <b>Model:</b> 8300 | <b>REF</b> <a href="#">100SG2851</a> |
| Motor, vacuum - 36 VDC; 550 W; 3 stage; fan and motor; fan and motor; squeegee; from sn 00003390      | <b>Model:</b> 8300 | <b>REF</b> <a href="#">100SG3486</a> |
| Motor, vacuum - 36 VDC; 550 W; from sn 00000001   | <b>Model:</b> 8300 | <b>REF</b> <a href="#">100SG3430</a> |

used for: **TENNANT** series: 8400



## FILTER

|                             |                    |                                      |
|-----------------------------|--------------------|--------------------------------------|
| Filter element, dust filter | <b>Model:</b> 8400 | <b>REF</b> <a href="#">100SG2701</a> |
|-----------------------------|--------------------|--------------------------------------|



## HOSE

|                                  |                    |                                      |
|----------------------------------|--------------------|--------------------------------------|
| Hose, vacuum - 24" or 609,60 mm  | <b>Model:</b> 8400 | <b>REF</b> <a href="#">100SG3500</a> |
| Hose, vacuum - 93" or 2362,00 mm | <b>Model:</b> 8400 | <b>REF</b> <a href="#">100SG2976</a> |



## MOTOR

|  |                    |                                      |
|--|--------------------|--------------------------------------|
| Motor, main broom - hydraulic; gear; total length: 200,00 mm; from sn 00000001 | <b>Model:</b> 8400 | <b>REF</b> <a href="#">100SG2984</a> |
| Motor, scrub brush - center, LH, RH; Eaton                                     | <b>Model:</b> 8400 | <b>REF</b> <a href="#">100SG2979</a> |



## SQUEEGEE

|                              |                    |                                      |
|------------------------------|--------------------|--------------------------------------|
| Blade, squeegee rear - inner | <b>Model:</b> 8400 | <b>REF</b> <a href="#">100SG2982</a> |
| Blade, squeegee rear - outer | <b>Model:</b> 8400 | <b>REF</b> <a href="#">100SG2981</a> |
| Blade, squeegee side - LH    | <b>Model:</b> 8400 | <b>REF</b> <a href="#">100SG2977</a> |
| Blade, squeegee side - RH    | <b>Model:</b> 8400 | <b>REF</b> <a href="#">100SG2978</a> |



## SWEEPER/BRUSH

|   |                    |                                      |
|---|--------------------|--------------------------------------|
| Sweeper brush, curb - 23" or 584,20 mm; iron wire; 3 SR                 | <b>Model:</b> 8400 | <b>REF</b> <a href="#">100SG3497</a> |
| Sweeper brush, curb - 23" or 584,20 mm; nylon; 3 SR                     | <b>Model:</b> 8400 | <b>REF</b> <a href="#">100SG3411</a> |
| Sweeper brush, curb - 23" or 584,20 mm; polypropylene; 3 SR             | <b>Model:</b> 8400 | <b>REF</b> <a href="#">100SG3496</a> |
| Sweeper brush, curb, main - 45" or 1143,00 mm; iron wire; 8 DR          | <b>Model:</b> 8400 | <b>REF</b> <a href="#">100SG2949</a> |
| Sweeper brush, main - 45" or 1143,00 mm; natural fiber-iron wire; 24 SR | <b>Model:</b> 8400 | <b>REF</b> <a href="#">100SG2936</a> |
| Sweeper brush, main, curb - 45" or 1143,00 mm; nylon patrol; 5 DR       | <b>Model:</b> 8400 | <b>REF</b> <a href="#">100SG2962</a> |
| Sweeper brush, main - 45" or 1143,00 mm; nylon; 24 SR                   | <b>Model:</b> 8400 | <b>REF</b> <a href="#">100SG3492</a> |
| Sweeper brush, main - 45" or 1143,00 mm; nylon; 8 DR                    | <b>Model:</b> 8400 | <b>REF</b> <a href="#">100SG3493</a> |
| Sweeper brush, main, curb - 45" or 1143,00 mm; polypropylene; 5 DR      | <b>Model:</b> 8400 | <b>REF</b> <a href="#">100SG2963</a> |
| Sweeper brush, main - 45" or 1143,00 mm; polypropylene-iron wire; 8 DR  | <b>Model:</b> 8400 | <b>REF</b> <a href="#">100SG3494</a> |



## VACUUM MOTOR

|  |                    |                                      |
|--|--------------------|--------------------------------------|
| Motor, vacuum - hydraulic; for vacuum fan group                  | <b>Model:</b> 8400 | <b>REF</b> <a href="#">100SG3491</a> |
| Motor, vacuum - hydraulic; for vacuum system group; for scrubber | <b>Model:</b> 8400 | <b>REF</b> <a href="#">100SG2980</a> |

used for: **TENNANT** series: **8410**



## FILTER

|  |                    |                                      |
|--|--------------------|--------------------------------------|
| Filter element, dust filter                              | <b>Model:</b> 8410 | <b>REF</b> <a href="#">100SG2722</a> |
| Filter element, solution intake filter –from sn 00004434 | <b>Model:</b> 8410 | <b>REF</b> <a href="#">100SG2734</a> |



## HOSE

|                                   |                    |                                      |
|-----------------------------------|--------------------|--------------------------------------|
| Hose, vacuum - 100" or 2540,00 mm | <b>Model:</b> 8410 | <b>REF</b> <a href="#">100SG2991</a> |
| Hose, vacuum - 24" or 609,60 mm   | <b>Model:</b> 8410 | <b>REF</b> <a href="#">100SG3500</a> |



## MOTOR

|  |                    |                                      |
|--|--------------------|--------------------------------------|
| Motor, main broom - hydraulic; gear; total length: 200,00 mm; from sn 00000001 | <b>Model:</b> 8410 | <b>REF</b> <a href="#">100SG2984</a> |
| Motor, scrub brush – center, LH, RH; Eaton                                     | <b>Model:</b> 8410 | <b>REF</b> <a href="#">100SG2979</a> |

## SQUEEGEE

|                              |                    |                                      |
|------------------------------|--------------------|--------------------------------------|
| Blade, squeegee rear - inner | <b>Model:</b> 8410 | <b>REF</b> <a href="#">100SG2989</a> |
| Blade, squeegee rear - outer | <b>Model:</b> 8410 | <b>REF</b> <a href="#">100SG2990</a> |
| Blade, squeegee side - RH    | <b>Model:</b> 8410 | <b>REF</b> <a href="#">100SG2978</a> |



## SWEEPER/BRUSH

|   |                    |                                      |
|---|--------------------|--------------------------------------|
| Sweeper brush, curb - 23" or 584,20 mm; iron wire; 3 SR                 | <b>Model:</b> 8410 | <b>REF</b> <a href="#">100SG3497</a> |
| Sweeper brush, curb - 23" or 584,20 mm; nylon; 3 SR                     | <b>Model:</b> 8410 | <b>REF</b> <a href="#">100SG3411</a> |
| Sweeper brush, curb - 23" or 584,20 mm; polypropylene; 3 SR             | <b>Model:</b> 8410 | <b>REF</b> <a href="#">100SG3496</a> |
| Sweeper brush, curb, main - 45" or 1143,00 mm; iron wire; 8 DR          | <b>Model:</b> 8410 | <b>REF</b> <a href="#">100SG2949</a> |
| Sweeper brush, main - 45" or 1143,00 mm; natural fiber-iron wire; 24 SR | <b>Model:</b> 8410 | <b>REF</b> <a href="#">100SG2936</a> |
| Sweeper brush, main, curb - 45" or 1143,00 mm; nylon patrol; 5 DR       | <b>Model:</b> 8410 | <b>REF</b> <a href="#">100SG2962</a> |
| Sweeper brush, main - 45" or 1143,00 mm; nylon; 24 SR                   | <b>Model:</b> 8410 | <b>REF</b> <a href="#">100SG3492</a> |
| Sweeper brush, main - 45" or 1143,00 mm; nylon; 8 DR                    | <b>Model:</b> 8410 | <b>REF</b> <a href="#">100SG3493</a> |
| Sweeper brush, main, curb - 45" or 1143,00 mm; polypropylene; 5 DR      | <b>Model:</b> 8410 | <b>REF</b> <a href="#">100SG2963</a> |
| Sweeper brush, main - 45" or 1143,00 mm; polypropylene-iron wire; 8 DR  | <b>Model:</b> 8410 | <b>REF</b> <a href="#">100SG3494</a> |




## VACUUM MOTOR

|  |                    |                                      |
|--|--------------------|--------------------------------------|
| Motor, vacuum – hydraulic; with valve                            | <b>Model:</b> 8410 | <b>REF</b> <a href="#">100SG2992</a> |
| Motor, vacuum – hydraulic; for vacuum system group; for scrubber | <b>Model:</b> 8410 | <b>REF</b> <a href="#">100SG2980</a> |



used for: **TENNANT** series: **215E**



## FILTER

|                             |                    |                                      |
|-----------------------------|--------------------|--------------------------------------|
| Filter element, dust filter | <b>Model:</b> 215E | <b>REF</b> <a href="#">100SG3507</a> |
|-----------------------------|--------------------|--------------------------------------|



## SWEEPER/BRUSH

|  |                    |                                      |
|--|--------------------|--------------------------------------|
| Sweeper brush, curb - 8" or 203,20 mm; Perlon; 2 SR          | <b>Model:</b> 215E | <b>REF</b> <a href="#">100SG3454</a> |
| Sweeper brush, curb - 8" or 203,20 mm; polypropylene; 2 SR   | <b>Model:</b> 215E | <b>REF</b> <a href="#">100SG3453</a> |
| Sweeper brush, main - 36" or 914,40 mm; polypropylene; 8 SR  | <b>Model:</b> 215E | <b>REF</b> <a href="#">100SG3455</a> |
| Sweeper brush, main - 36" or 914,40 mm; proex and wire; 8 SR | <b>Model:</b> 215E | <b>REF</b> <a href="#">100SG3456</a> |

used for: **TENNANT** series: **215E**

used for: **TENNANT** series: **515SS**



## FILTER

|   |                     |                                      |
|---|---------------------|--------------------------------------|
| Filter element, dust filter - recovery tank | <b>Model:</b> 515SS | <b>REF</b> <a href="#">100SG2837</a> |
|---|---------------------|--------------------------------------|



## HOSE

|  |                     |                                      |
|--|---------------------|--------------------------------------|
| Hose, vacuum - power wand; from sn 00000001    | <b>Model:</b> 515SS | <b>REF</b> <a href="#">100SG2945</a> |
| Hose, vacuum - rear squeegee; recovery tank    | <b>Model:</b> 515SS | <b>REF</b> <a href="#">100SG2730</a> |
| Hose, vacuum - side squeegee; from sn 00000001 | <b>Model:</b> 515SS | <b>REF</b> <a href="#">100SG2793</a> |
| Hose, vacuum - from sn 00000001                | <b>Model:</b> 515SS | <b>REF</b> <a href="#">100SG2927</a> |



## MOTOR

|  |                     |                                      |
|--|---------------------|--------------------------------------|
| Motor, scrub brush - 36 VDC; 28 A; 2200 RPM; max pro 1000, 2 brush system and max pro 1200, 3 brush system | <b>Model:</b> 515SS | <b>REF</b> <a href="#">100SG2728</a> |
| Electromotor, scrub brush - heavy-duty   | <b>Model:</b> 515SS | <b>REF</b> <a href="#">100SG2729</a> |



## SQUEEGEE

|  |                     |                                      |
|--|---------------------|--------------------------------------|
| Blade, squeegee front - red gum; max pro 1200, 3 brush system      | <b>Model:</b> 515SS | <b>REF</b> <a href="#">100SG2792</a> |
| Blade, squeegee rear - inner; neoprene; optional; from sn 00000001 | <b>Model:</b> 515SS | <b>REF</b> <a href="#">100SG2783</a> |
| Blade, squeegee rear - outer; rubber; from sn 00000001             | <b>Model:</b> 515SS | <b>REF</b> <a href="#">100SG2775</a> |
| Blade, squeegee side - RH; max pro 1200, 3 scrub brush system      | <b>Model:</b> 515SS | <b>REF</b> <a href="#">100SG2791</a> |



## SWEEPER/BRUSH

|   |                     |                                      |
|---|---------------------|--------------------------------------|
| Pad assembly, main scrubber brush - 16" or 406,40 mm; polypropylene; max pro 1200, 3 brush system | <b>Model:</b> 515SS | <b>REF</b> <a href="#">100SG2777</a> |
| Scrubber brush, main - 16" or 406,40 mm; nylon; 8 SR; max pro 1200, 3 brush system                | <b>Model:</b> 515SS | <b>REF</b> <a href="#">100SG2942</a> |
| Scrubber brush, main - 16" or 406,40 mm; super arbasive; 7 SR; max pro 1200, 3 brush system       | <b>Model:</b> 515SS | <b>REF</b> <a href="#">100SG2943</a> |
| Scrubber brush, main - 20" or 508,00 mm; nylon; 10 SR; max pro 1000, 2 brush system               | <b>Model:</b> 515SS | <b>REF</b> <a href="#">100SG2727</a> |
| Scrubber brush, main - 20" or 508,00 mm; polypropylene; 10 SR; max pro 1000, 2 brush system       | <b>Model:</b> 515SS | <b>REF</b> <a href="#">100SG2726</a> |
| Scrubber brush, main - 20" or 508,00 mm; Tynex; 9 SR; max pro 1000, 2 brush system                | <b>Model:</b> 515SS | <b>REF</b> <a href="#">100SG2725</a> |
| Scrubber brush, main - 16" or 406,40 mm; polypropylene; 7 SR                                      | <b>Model:</b> 515SS | <b>REF</b> <a href="#">100SG2778</a> |
| Sweeper brush, curb - 8" or 203,20 mm; polypropylene; 2 SR; max-pro 1200, 3 brush system          | <b>Model:</b> 515SS | <b>REF</b> <a href="#">100SG3000</a> |
| Sweeper brush, main - 36" or 914,40 mm; polypropylene; 6 DR; max pro 1200 system                  | <b>Model:</b> 515SS | <b>REF</b> <a href="#">100SG2794</a> |



## VACUUM MOTOR

|   |                     |                                      |
|---|---------------------|--------------------------------------|
| Motor, vacuum - 36 VDC; 550 W; from sn 00000001 | <b>Model:</b> 515SS | <b>REF</b> <a href="#">100SG3430</a> |
|---|---------------------|--------------------------------------|

used for: **TENNANT** series: **M20**


## FILTER

|  |                   |                                      |
|--|-------------------|--------------------------------------|
| Filter element, dust filter - hopper; replaced by 9003774; sn 00000001 - 00002280; used for: GM 1,6 L; fuel type: gasoline/LPG | <b>Model:</b> M20 | <b>REF</b> <a href="#">100SG2609</a> |
| Filter element, dust filter - hopper; used for: Kubota; fuel type: diesel  | <b>Model:</b> M20 | <b>REF</b> <a href="#">100SG2685</a> |



## HOSE

|   |                   |                                      |
|---|-------------------|--------------------------------------|
| Hose, squeegee - to recovery tank   | <b>Model:</b> M20 | <b>REF</b> <a href="#">100SG2649</a> |
| Hose, vacuum - 12" or 304,80 mm   | <b>Model:</b> M20 | <b>REF</b> <a href="#">100SG2647</a> |
| Hose, vacuum - 36" or 914,40 mm   | <b>Model:</b> M20 | <b>REF</b> <a href="#">100SG2648</a> |
| Hose, vacuum - inner diameter: 0.22"; length: 3.0"; from sn 00002000; used for: GM 1,6 L; fuel type: gasoline/LPG | <b>Model:</b> M20 | <b>REF</b> <a href="#">100SG2871</a> |
| Hose, vacuum - rear squeegee; used for: Kubota; fuel type: diesel   | <b>Model:</b> M20 | <b>REF</b> <a href="#">100SG2613</a> |
| Hose, vacuum - with 2 cuff; wand; sn 00000001 - 00002406; used for: Kubota; fuel type: diesel                     | <b>Model:</b> M20 | <b>REF</b> <a href="#">100SG2965</a> |



## MOTOR

|  |                   |                                      |
|--|-------------------|--------------------------------------|
| Motor, scrub brush - hydraulic; used for: GM 1,6 L; fuel type: gasoline/LPG; Kubota; fuel type: Diesel | <b>Model:</b> M20 | <b>REF</b> <a href="#">100SG2974</a> |
|--|-------------------|--------------------------------------|



## SQUEEGEE

|  |                   |                                      |
|--|-------------------|--------------------------------------|
| Blade, squeegee rear, front - inner; rubber  | <b>Model:</b> M20 | <b>REF</b> <a href="#">100SG2608</a> |
| Blade, squeegee rear - inner; polyurethane; 49.59l                                       | <b>Model:</b> M20 | <b>REF</b> <a href="#">100SG2643</a> |
| Blade, squeegee rear - outer; red gum  | <b>Model:</b> M20 | <b>REF</b> <a href="#">100SG2646</a> |
| Blade, squeegee rear - outer; polyurethane; 53.78l                                       | <b>Model:</b> M20 | <b>REF</b> <a href="#">100SG2651</a> |
| Blade, squeegee side - 24" or 609,60 mm; red gum - from sn 0179                          | <b>Model:</b> M20 | <b>REF</b> <a href="#">100SG2684</a> |
| Blade, squeegee side - 24" or 609,60 mm; rubber - from sn 0179                           | <b>Model:</b> M20 | <b>REF</b> <a href="#">100SG2683</a> |
| Blade, squeegee side - 24" or 609,60 mm; polyurethane; thickness: 5,00 mm - from sn 0179 | <b>Model:</b> M20 | <b>REF</b> <a href="#">100SG2700</a> |
| Blade, squeegee side - 24" or 609,60 mm; polyurethane; thickness: 9,60 mm - from sn 0179 | <b>Model:</b> M20 | <b>REF</b> <a href="#">100SG2699</a> |
| Blade, squeegee side - rubber; 37.08l  | <b>Model:</b> M20 | <b>REF</b> <a href="#">100SG2645</a> |
| Blade, squeegee side - polyurethane; 38.3l; optional                                     | <b>Model:</b> M20 | <b>REF</b> <a href="#">100SG2650</a> |



## SWEEPER/BRUSH

|   |                   |                                      |
|---|-------------------|--------------------------------------|
| Sweeper brush, curb - 16" or 406,40 mm; nylon; 8 SR           | <b>Model:</b> M20 | <b>REF</b> <a href="#">100SG2673</a> |
| Sweeper brush, curb - 16" or 406,40 mm; polypropylene; 6 SR   | <b>Model:</b> M20 | <b>REF</b> <a href="#">100SG2640</a> |
| Sweeper brush, curb - 16" or 406,40 mm; polypropylene; 8 SR   | <b>Model:</b> M20 | <b>REF</b> <a href="#">100SG2674</a> |
| Sweeper brush, curb - 16" or 406,40 mm; Tynex; 7 SR           | <b>Model:</b> M20 | <b>REF</b> <a href="#">100SG2675</a> |
| Sweeper brush, curb - 40" or 1016,00 mm; Tynex; 10 TR; window | <b>Model:</b> M20 | <b>REF</b> <a href="#">100SG2703</a> |



## VACUUM MOTOR

|   |                   |                                      |
|---|-------------------|--------------------------------------|
| Motor, vacuum - hydraulic; scrubbing            | <b>Model:</b> M20 | <b>REF</b> <a href="#">100SG3010</a> |
| Motor, vacuum - hydraulic; for vacuum fan group | <b>Model:</b> M20 | <b>REF</b> <a href="#">100SG3491</a> |

used for: **TENNANT** series: **M30**



## FILTER

|   |                   |                                      |
|---|-------------------|--------------------------------------|
| Filter element, dust filter - hopper; used for: Kubota; fuel type: diesel | <b>Model:</b> M30 | <b>REF</b> <a href="#">100SG2685</a> |
|---|-------------------|--------------------------------------|



## HOSE

|   |                   |                                      |
|---|-------------------|--------------------------------------|
| Hose, squeegee - to recovery tank   | <b>Model:</b> M30 | <b>REF</b> <a href="#">100SG2649</a> |
| Hose, vacuum - 12" or 304,80 mm   | <b>Model:</b> M30 | <b>REF</b> <a href="#">100SG2647</a> |
| Hose, vacuum - 36" or 914,40 mm   | <b>Model:</b> M30 | <b>REF</b> <a href="#">100SG2648</a> |
| Hose, vacuum - inner diameter: 0.22"; length: 3.0"; from sn 00002000; used for: GM 1,6 L; fuel type: gasoline/LPG | <b>Model:</b> M30 | <b>REF</b> <a href="#">100SG2871</a> |
| Hose, vacuum - rear squeegee; used for: Kubota; fuel type: diesel   | <b>Model:</b> M30 | <b>REF</b> <a href="#">100SG2613</a> |



## MOTOR

|  |                   |                                      |
|--|-------------------|--------------------------------------|
| Motor, scrub brush - hydraulic; used for: GM 1,6 L; fuel type: gasoline/LPG; Kubota; fuel type: Diesel | <b>Model:</b> M30 | <b>REF</b> <a href="#">100SG2974</a> |
|--|-------------------|--------------------------------------|



## SQUEEGEE

|   |                   |                                      |
|---|-------------------|--------------------------------------|
| Blade, squeegee front - inner; red gum                      | <b>Model:</b> M30 | <b>REF</b> <a href="#">100SG2655</a> |
| Blade, squeegee front - inner; polyurethane; optional       | <b>Model:</b> M30 | <b>REF</b> <a href="#">100SG2665</a> |
| Blade, squeegee rear - outer; red gum                       | <b>Model:</b> M30 | <b>REF</b> <a href="#">100SG2654</a> |
| Blade, squeegee rear - outer; polyurethane; optional        | <b>Model:</b> M30 | <b>REF</b> <a href="#">100SG2664</a> |
| Blade, squeegee side - rubber; 37.08l                       | <b>Model:</b> M30 | <b>REF</b> <a href="#">100SG2645</a> |
| Blade, squeegee side - red gum; sn 00000001 - 00001278      | <b>Model:</b> M30 | <b>REF</b> <a href="#">100SG2624</a> |
| Blade, squeegee side - polyurethane; 38.3l; optional        | <b>Model:</b> M30 | <b>REF</b> <a href="#">100SG2650</a> |
| Blade, squeegee side - polyurethane; sn 00000001 - 00001278 | <b>Model:</b> M30 | <b>REF</b> <a href="#">100SG2642</a> |



## SWEEPER/BRUSH


|   |                   |                                      |
|---|-------------------|--------------------------------------|
| Sweeper brush, curb - 16" or 406,40 mm; nylon; 8 SR         | <b>Model:</b> M30 | <b>REF</b> <a href="#">100SG2673</a> |
| Sweeper brush, curb - 16" or 406,40 mm; polypropylene; 6 SR | <b>Model:</b> M30 | <b>REF</b> <a href="#">100SG2640</a> |
| Sweeper brush, curb - 16" or 406,40 mm; polypropylene; 8 SR | <b>Model:</b> M30 | <b>REF</b> <a href="#">100SG2674</a> |
| Sweeper brush, curb - 16" or 406,40 mm; Tynex; 7 SR         | <b>Model:</b> M30 | <b>REF</b> <a href="#">100SG2675</a> |



## VACUUM MOTOR

|   |                   |                                      |
|---|-------------------|--------------------------------------|
| Motor, vacuum - hydraulic; scrubbing            | <b>Model:</b> M30 | <b>REF</b> <a href="#">100SG3010</a> |
| Motor, vacuum - hydraulic; for vacuum fan group | <b>Model:</b> M30 | <b>REF</b> <a href="#">100SG3491</a> |

used for: **TENNANT** series: **S10**



## FILTER

|   |                   |                                      |
|---|-------------------|--------------------------------------|
| Filter element, dust filter - panel type            | <b>Model:</b> S10 | <b>REF</b> <a href="#">100SG2681</a> |
| Filter element, dust filter - panel type; 406 x 660 | <b>Model:</b> S10 | <b>REF</b> <a href="#">100SG2657</a> |



## SWEEPER/BRUSH

|   |                   |                                      |
|---|-------------------|--------------------------------------|
| Sweeper brush, curb - 8" or 203,20 mm; polypropylene; 2 SR; pre-sweep | <b>Model:</b> S10 | <b>REF</b> <a href="#">100SG2776</a> |
| Sweeper brush, main - 26" or 660,40 mm; natural fiber-iron wire; 6 DR | <b>Model:</b> S10 | <b>REF</b> <a href="#">101SG3583</a> |
| Sweeper brush, main - 26" or 660,40 mm; nylon; 6 DR                   | <b>Model:</b> S10 | <b>REF</b> <a href="#">101SG3585</a> |
| Sweeper brush, main - 26" or 660,40 mm; polypropylene; 6 DR           | <b>Model:</b> S10 | <b>REF</b> <a href="#">101SG3584</a> |

used for: **TENNANT** series: **S10**

used for: **TENNANT** series: **S12**

used for: **TENNANT** series: **S12**



### FILTER

|                             |                   |                                      |
|-----------------------------|-------------------|--------------------------------------|
| Filter element, dust filter | <b>Model:</b> S12 | <b>REF</b> <a href="#">100SG2867</a> |
|-----------------------------|-------------------|--------------------------------------|



### MOTOR

|                                     |                   |                                      |
|-------------------------------------|-------------------|--------------------------------------|
| Motor, main broom - 24 VDC; 220 VAC | <b>Model:</b> S12 | <b>REF</b> <a href="#">100SG2870</a> |
|-------------------------------------|-------------------|--------------------------------------|



### SWEEPER/BRUSH

|  |                   |                                      |
|--|-------------------|--------------------------------------|
| Sweeper brush, curb - 7" or 177,80 mm; polypropylene; 3 SR; standard | <b>Model:</b> S12 | <b>REF</b> <a href="#">101SG3587</a> |
| Sweeper brush, main - 28" or 711,20 mm; natural fiber; 8 SR          | <b>Model:</b> S12 | <b>REF</b> <a href="#">101SG3588</a> |
| Sweeper brush, main - 28" or 711,20 mm; polypropylene; 8 SR          | <b>Model:</b> S12 | <b>REF</b> <a href="#">101SG3586</a> |

used for: **TENNANT** series: **S20**



## FILTER

|  |                   |                                      |
|--|-------------------|--------------------------------------|
| Filter element, dust filter - panel type | <b>Model:</b> S20 | <b>REF</b> <a href="#">101SG3589</a> |
|--|-------------------|--------------------------------------|



## MOTOR

|                               |                   |                                      |
|-------------------------------|-------------------|--------------------------------------|
| Motor, main broom - hydraulic | <b>Model:</b> S20 | <b>REF</b> <a href="#">100SG2786</a> |
|-------------------------------|-------------------|--------------------------------------|



## SWEEPER/BRUSH

|   |                   |                                      |
|---|-------------------|--------------------------------------|
| Sweeper brush, curb - 23" or 584,20 mm; iron wire; 3 SR     | <b>Model:</b> S20 | <b>REF</b> <a href="#">100SG3497</a> |
| Sweeper brush, curb - 23" or 584,20 mm; nylon; 3 SR         | <b>Model:</b> S20 | <b>REF</b> <a href="#">100SG3411</a> |
| Sweeper brush, curb - 23" or 584,20 mm; polypropylene; 3 SR | <b>Model:</b> S20 | <b>REF</b> <a href="#">100SG3496</a> |
| Sweeper brush, curb - dual                                  | <b>Model:</b> S20 | <b>REF</b> <a href="#">100SG3015</a> |

used for: **TENNANT** series: **S20**



used for: **TENNANT** series: **S30**

used for: **TENNANT** series: **S30**



## FILTER

|                             |                   |                                      |
|-----------------------------|-------------------|--------------------------------------|
| Filter element, dust filter | <b>Model:</b> S30 | <b>REF</b> <a href="#">101SG3590</a> |
|-----------------------------|-------------------|--------------------------------------|



## MOTOR

|  |                   |                                      |
|--|-------------------|--------------------------------------|
| Motor, main broom - hydraulic; internal, from sn 00008248  | <b>Model:</b> S30 | <b>REF</b> <a href="#">100SG3474</a> |
| Motor, main broom - hydraulic; internal - from sn 00002134 | <b>Model:</b> S30 | <b>REF</b> <a href="#">100SG2698</a> |



## SWEEPER/BRUSH

|  |                   |                                      |
|--|-------------------|--------------------------------------|
| Sweeper brush, curb - 13" or 330,20 mm; iron wire; 3 SR                        | <b>Model:</b> S30 | <b>REF</b> <a href="#">100SG2671</a> |
| Sweeper brush, curb - 14" or 355,60 mm; nylon; 3 SR                            | <b>Model:</b> S30 | <b>REF</b> <a href="#">100SG2670</a> |
| Sweeper brush, curb - 14" or 355,60 mm; polypropylene; 3 SR                    | <b>Model:</b> S30 | <b>REF</b> <a href="#">100SG2639</a> |
| Sweeper brush, curb - LH; CI   | <b>Model:</b> S30 | <b>REF</b> <a href="#">100SG3011</a> |
| Sweeper brush, curb, main - 45" or 1143,00 mm; iron wire; 8 DR                 | <b>Model:</b> S30 | <b>REF</b> <a href="#">100SG2949</a> |
| Sweeper brush, main - 45" or 1143,00 mm; natural fiber-iron wire; 24 SR        | <b>Model:</b> S30 | <b>REF</b> <a href="#">100SG2936</a> |
| Sweeper brush, main, curb - 45" or 1143,00 mm; nylon patrol; 5 DR              | <b>Model:</b> S30 | <b>REF</b> <a href="#">100SG2962</a> |
| Sweeper brush, main - 45" or 1143,00 mm; nylon; 24 SR                          | <b>Model:</b> S30 | <b>REF</b> <a href="#">100SG3492</a> |
| Sweeper brush, main - 45" or 1143,00 mm; nylon; 8 DR                           | <b>Model:</b> S30 | <b>REF</b> <a href="#">100SG3493</a> |
| Sweeper brush, main, curb - 45" or 1143,00 mm; polypropylene; 5 DR             | <b>Model:</b> S30 | <b>REF</b> <a href="#">100SG2963</a> |
| Sweeper brush, main - 45" or 1143,00 mm; polypropylene-iron wire; 8 DR         | <b>Model:</b> S30 | <b>REF</b> <a href="#">100SG3494</a> |
| Sweeper brush, curb; main - 45" or 1143,00 mm; sand wedge polypropylene; 30 SR | <b>Model:</b> S30 | <b>REF</b> <a href="#">100SG2832</a> |
| Sweeper brush, main - 45" or 1143,00 mm; window polypropylene; 5 TR            | <b>Model:</b> S30 | <b>REF</b> <a href="#">100SG3457</a> |

used for: **TENNANT** series: **S8**




## FILTER

|  |                  |                                      |
|--|------------------|--------------------------------------|
| Filter element, dust filter – pre-filter kit           | <b>Model:</b> S8 | <b>REF</b> <a href="#">100SG2957</a> |
| Filter element, dust filter - standard; hospital grade | <b>Model:</b> S8 | <b>REF</b> <a href="#">100SG2954</a> |



## MOTOR

|   |                  |                                      |
|---|------------------|--------------------------------------|
| Elektromotor, main broom – with gearbox; 12 V; Europe | <b>Model:</b> S8 | <b>REF</b> <a href="#">100SG2950</a> |
| Elektromotor, main broom – with gearbox; USA, Japan   | <b>Model:</b> S8 | <b>REF</b> <a href="#">100SG2952</a> |



## SWEEPER/BRUSH

|   |                  |                                      |
|---|------------------|--------------------------------------|
| Sweeper brush, curb - 7" or 177,80 mm; polypropylene; 2 SR  | <b>Model:</b> S8 | <b>REF</b> <a href="#">101SG3582</a> |
| Sweeper brush, main - 20" or 508,00 mm; polypropylene; 8 SR | <b>Model:</b> S8 | <b>REF</b> <a href="#">101SG3581</a> |

used for: **TENNANT** series: **S8**

used for: **TENNANT** series: **T1**

used for: **TENNANT** series: **T1**



## HOSE

|  |                  |                               |
|--|------------------|-------------------------------|
| Hose, vacuum - from squeegee; from sn 10000000 - 20000000; from sn 60000000 - 70000000 | <b>Model:</b> T1 | REF <a href="#">100SG2661</a> |
| Hose, vacuum - to tank; from sn 10000000 - 20000000; from sn 60000000 - 70000000       | <b>Model:</b> T1 | REF <a href="#">100SG2662</a> |



## MOTOR

|  |                  |                               |
|--|------------------|-------------------------------|
| Motor, scrub brush - 115 VDC; 2,5 A; 25 HP; 2400 RPM; model 120v; from sn 10507590 - 20000000; from sn 60012391 - 70000000 | <b>Model:</b> T1 | REF <a href="#">100SG2653</a> |
| Motor, scrub brush - 115 VDC; sn 10000000 - 10507589; sn 60000000 - 60012390   | <b>Model:</b> T1 | REF <a href="#">100SG3017</a> |
| Motor, scrub brush - 230 VDC; 1,3 A; 25 HP; 2400 RPM; model 230v; from sn 10507590 - 20000000; from sn 60012391 - 70000000 | <b>Model:</b> T1 | REF <a href="#">100SG2656</a> |
| Motor, scrub brush - 230 VDC - sn 10000000 - 10507589 - sn 60000000 - 60012390   | <b>Model:</b> T1 | REF <a href="#">100SG3018</a> |



## SQUEEGEE

|   |                  |                               |
|---|------------------|-------------------------------|
| Blade, squeegee front - inner; polyurethane; from sn 10000000 - 20000000; from sn 60000000 - 70000000 | <b>Model:</b> T1 | REF <a href="#">100SG2697</a> |
| Blade, squeegee front - outer; polyurethane; from sn 10000000 - 20000000; from sn 60000000 - 70000000 | <b>Model:</b> T1 | REF <a href="#">100SG2686</a> |



## SWEEPER/BRUSH

|  |                  |                               |
|--|------------------|-------------------------------|
| Scrubber brush, main - 15" or 381,00 mm; nylon; 12 SR; standard; cylindrical | <b>Model:</b> T1 | REF <a href="#">101SG3591</a> |
| Scrubber brush, main - 15" or 381,00 mm; polypropylene; 12 SR; cylindrical   | <b>Model:</b> T1 | REF <a href="#">101SG3592</a> |



## VACUUM MOTOR

|   |                  |                               |
|---|------------------|-------------------------------|
| Motor, vacuum - 120 VAC; from sn 10000000 - 20000000; from sn 60000000 - 70000000 | <b>Model:</b> T1 | REF <a href="#">100SG2658</a> |
| Motor, vacuum - 240 VAC; from sn 10000000 - 20000000; from sn 60000000 - 70000000 | <b>Model:</b> T1 | REF <a href="#">100SG2660</a> |

used for: **TENNANT** series: **T15**



## FILTER

|  |                   |                                      |
|--|-------------------|--------------------------------------|
| Filter element, dust filter                              | <b>Model:</b> T15 | <b>REF</b> <a href="#">100SG2768</a> |
| Filter element, solution intake filter –from sn 00004434 | <b>Model:</b> T15 | <b>REF</b> <a href="#">100SG2734</a> |
| Filter element, solution intake filter - 40 mesh         | <b>Model:</b> T15 | <b>REF</b> <a href="#">100SG2595</a> |



## MOTOR

|   |                   |                                      |
|---|-------------------|--------------------------------------|
| Motor, scrub brush - 36 VDC; 17 A; 1725 RPM; from sn 00007862 | <b>Model:</b> T15 | <b>REF</b> <a href="#">100SG2850</a> |
|---|-------------------|--------------------------------------|

## SQUEEGEE

|  |                   |                                      |
|--|-------------------|--------------------------------------|
| Blade kit, squeegee - 36" or 914,40 mm; rubber   | <b>Model:</b> T15 | <b>REF</b> <a href="#">100SG2772</a> |
| Blade kit, squeegee - 36" or 914,40 mm; polyurethane; oil-resistant                          | <b>Model:</b> T15 | <b>REF</b> <a href="#">100SG3447</a> |
| Blade, squeegee front - 36" or 914,40 mm; red gum  | <b>Model:</b> T15 | <b>REF</b> <a href="#">100SG2770</a> |
| Blade, squeegee front - 36" or 914,40 mm; red gum; 1 SL                                      | <b>Model:</b> T15 | <b>REF</b> <a href="#">100SG2771</a> |
| Blade, squeegee inner - 36" or 914,40 mm; front; oil-resistant                               | <b>Model:</b> T15 | <b>REF</b> <a href="#">100SG2762</a> |
| Blade, squeegee rear - 36" or 914,40 mm; rubber  | <b>Model:</b> T15 | <b>REF</b> <a href="#">100SG3441</a> |
| Blade, squeegee rear - 36" or 914,40 mm; red gum; 49.37i                                     | <b>Model:</b> T15 | <b>REF</b> <a href="#">100SG3440</a> |
| Blade, squeegee rear - 32" or 812,80 mm; polyurethane; oil-resistant                         | <b>Model:</b> T15 | <b>REF</b> <a href="#">100SG3448</a> |
| Blade, squeegee side – 28" or 711,20 mm; LH, RH, red gum, max pro 1000, 2 scrub brush system | <b>Model:</b> T15 | <b>REF</b> <a href="#">100SG2995</a> |



## SWEEPER/BRUSH

|   |                   |                                      |
|---|-------------------|--------------------------------------|
| Sweeper brush, curb - 8" or 203,20 mm; polypropylene; 2 SR                    | <b>Model:</b> T15 | <b>REF</b> <a href="#">101SG3604</a> |
| Sweeper brush, curb - 8" or 203,20 mm; polypropylene; 2 SR; pre-sweep         | <b>Model:</b> T15 | <b>REF</b> <a href="#">100SG2776</a> |
| Sweeper brush, main - 32" or 812,80 mm; polypropylene; pre-sweep option; 6 DR | <b>Model:</b> T15 | <b>REF</b> <a href="#">100SG2919</a> |



## VACUUM MOTOR

|  |                   |                                      |
|--|-------------------|--------------------------------------|
| Motor, vacuum - 36 VDC; 550 W; 3 stage; fan and motor; fan and motor; squeegee; from sn 00003390 | <b>Model:</b> T15 | <b>REF</b> <a href="#">100SG3486</a> |
|--|-------------------|--------------------------------------|

used for: **TENNANT** series: **T16**


## FILTER

|   |                   |                                      |
|---|-------------------|--------------------------------------|
| Filter element, dust filter - 2.0 x 6.1 x 7.6 | <b>Model:</b> T16 | <b>REF</b> <a href="#">100SG2659</a> |
|---|-------------------|--------------------------------------|



## HOSE

|                               |                   |                                      |
|-------------------------------|-------------------|--------------------------------------|
| Hose, drain; solution - black | <b>Model:</b> T16 | <b>REF</b> <a href="#">100SG2704</a> |
| Hose, squeegee                | <b>Model:</b> T16 | <b>REF</b> <a href="#">100SG2717</a> |



## SQUEEGEE

|  |                   |                                      |
|--|-------------------|--------------------------------------|
| Blade, squeegee front - gum; optional          | <b>Model:</b> T16 | <b>REF</b> <a href="#">100SG2714</a> |
| Blade, squeegee front - red gum; standard      | <b>Model:</b> T16 | <b>REF</b> <a href="#">100SG2695</a> |
| Blade, squeegee front - polyurethane; optional | <b>Model:</b> T16 | <b>REF</b> <a href="#">100SG2713</a> |
| Blade, squeegee inner - gum                    | <b>Model:</b> T16 | <b>REF</b> <a href="#">100SG2707</a> |
| Blade, squeegee inner - red gum                | <b>Model:</b> T16 | <b>REF</b> <a href="#">100SG2693</a> |
| Blade, squeegee inner - polyurethane 50D       | <b>Model:</b> T16 | <b>REF</b> <a href="#">100SG2705</a> |
| Blade, squeegee outer - gum                    | <b>Model:</b> T16 | <b>REF</b> <a href="#">100SG2708</a> |
| Blade, squeegee outer - red gum dual           | <b>Model:</b> T16 | <b>REF</b> <a href="#">100SG2702</a> |
| Blade, squeegee outer - polyurethane 50D       | <b>Model:</b> T16 | <b>REF</b> <a href="#">100SG2706</a> |
| Blade, squeegee rear - gum; optional           | <b>Model:</b> T16 | <b>REF</b> <a href="#">100SG2712</a> |
| Blade, squeegee rear - red gum; standard       | <b>Model:</b> T16 | <b>REF</b> <a href="#">100SG2689</a> |
| Blade, squeegee rear - polyurethane; optional  | <b>Model:</b> T16 | <b>REF</b> <a href="#">100SG2711</a> |
| Blade, squeegee side - gum                     | <b>Model:</b> T16 | <b>REF</b> <a href="#">100SG2709</a> |
| Blade, squeegee side - red gum                 | <b>Model:</b> T16 | <b>REF</b> <a href="#">100SG2694</a> |
| Blade, squeegee side - polyurethane            | <b>Model:</b> T16 | <b>REF</b> <a href="#">100SG2710</a> |



## SWEEPER/BRUSH

|   |                   |                                      |
|---|-------------------|--------------------------------------|
| Pad assembly, main scrubber brush - 13" or 330,20 mm; black; single piece; stripping  | <b>Model:</b> T16 | <b>REF</b> <a href="#">100SG3002</a> |
| Pad assembly, main scrubber brush - 13" or 330,20 mm; blue; single piece; scrubber    | <b>Model:</b> T16 | <b>REF</b> <a href="#">100SG3003</a> |
| Pad assembly, main scrubber brush - 13" or 330,20 mm; brown; single piece; stripping  | <b>Model:</b> T16 | <b>REF</b> <a href="#">100SG3001</a> |
| Pad assembly, main scrubber brush - 13" or 330,20 mm; single piece; surf prep         | <b>Model:</b> T16 | <b>REF</b> <a href="#">100SG2687</a> |
| Pad assembly, main scrubber brush - 13" or 330,20 mm; white; single piece; polishing  | <b>Model:</b> T16 | <b>REF</b> <a href="#">100SG3004</a> |
| Pad assembly, main scrubber brush - 18" or 457,20 mm; black; single piece; stripping  | <b>Model:</b> T16 | <b>REF</b> <a href="#">100SG2836</a> |
| Pad assembly, main scrubber brush - 18" or 457,20 mm; blue; single piece; scrubber    | <b>Model:</b> T16 | <b>REF</b> <a href="#">100SG2719</a> |
| Pad assembly, main scrubber brush - 18" or 457,20 mm; brown; single piece; stripping  | <b>Model:</b> T16 | <b>REF</b> <a href="#">100SG2718</a> |
| Pad assembly, main scrubber brush - 18" or 457,20 mm; red; single piece; buff         | <b>Model:</b> T16 | <b>REF</b> <a href="#">100SG2720</a> |
| Pad assembly, main scrubber brush - 18" or 457,20 mm; single piece; surf prep         | <b>Model:</b> T16 | <b>REF</b> <a href="#">100SG2688</a> |
| Pad assembly, main scrubber brush - 18" or 457,20 mm; white; single piece; polishing  | <b>Model:</b> T16 | <b>REF</b> <a href="#">100SG2721</a> |
| Scrubber brush, main - 34" or 863,60 mm; polyester; 20 SR; cylindrical                | <b>Model:</b> T16 | <b>REF</b> <a href="#">100SG2692</a> |
| Scrubber brush, main - 34" or 863,60 mm; super abrasive; 20 SR; cylindrical           | <b>Model:</b> T16 | <b>REF</b> <a href="#">100SG2715</a> |
| Scrubber brush, main - 35" or 889,00 mm; heavy-duty polypropylene; 20 SR; cylindrical | <b>Model:</b> T16 | <b>REF</b> <a href="#">100SG2691</a> |
| Scrubber brush, main - 35" or 889,00 mm; polypropylene; 20 SR; cylindrical            | <b>Model:</b> T16 | <b>REF</b> <a href="#">100SG2690</a> |



## VACUUM MOTOR

|  |                   |                                      |
|--|-------------------|--------------------------------------|
| Motor, vacuum - 36 VDC; 550 W; 3 stage | <b>Model:</b> T16 | <b>REF</b> <a href="#">100SG2696</a> |
|--|-------------------|--------------------------------------|

used for: **TENNANT** series: T2



## FILTER

|  |                  |                                      |
|--|------------------|--------------------------------------|
| Filter element, solution intake filter - from sn mt2xxx00001 | <b>Model:</b> T2 | <b>REF</b> <a href="#">100SG2596</a> |
|--|------------------|--------------------------------------|



## HOSE

|                                    |                  |                                      |
|------------------------------------|------------------|--------------------------------------|
| Hose, vacuum - from sn mt2xxx00001 | <b>Model:</b> T2 | <b>REF</b> <a href="#">100SG2672</a> |
|------------------------------------|------------------|--------------------------------------|



## MOTOR

|  |                  |                                      |
|--|------------------|--------------------------------------|
| Motor, scrub brush - 24 VDC; 200 RPM - from sn mt2xxx00001 | <b>Model:</b> T2 | <b>REF</b> <a href="#">100SG2669</a> |
|--|------------------|--------------------------------------|

## SQUEEGEE

|  |                  |                                      |
|--|------------------|--------------------------------------|
| Blade, squeegee front - gum; optional - from sn mt 2xxx00001         | <b>Model:</b> T2 | <b>REF</b> <a href="#">100SG2677</a> |
| Blade, squeegee front - red gum; optional - from sn mt2xxx00001      | <b>Model:</b> T2 | <b>REF</b> <a href="#">100SG2668</a> |
| Blade, squeegee front - polyurethane; standard - from sn mt2xxx00001 | <b>Model:</b> T2 | <b>REF</b> <a href="#">100SG2678</a> |
| Blade, squeegee rear - red gum; optional - from sn mt2xxx00001       | <b>Model:</b> T2 | <b>REF</b> <a href="#">100SG2667</a> |
| Blade, squeegee rear - rubber; optional - from sn mt2xxx00001        | <b>Model:</b> T2 | <b>REF</b> <a href="#">100SG2679</a> |
| Blade, squeegee rear - polyurethane; standard - from sn mt2xxx00001  | <b>Model:</b> T2 | <b>REF</b> <a href="#">100SG2680</a> |



## SWEEPER/BRUSH

|   |                  |                                      |
|---|------------------|--------------------------------------|
| Scrubber brush, main - 16" or 406,40 mm; nylon; 8 SR; white - from sn mt2xxx00001         | <b>Model:</b> T2 | <b>REF</b> <a href="#">101SG3594</a> |
| Scrubber brush, main - 16" or 406,40 mm; polypropylene; 8 SR; black - from sn mt2xxx00001 | <b>Model:</b> T2 | <b>REF</b> <a href="#">101SG3593</a> |
| Scrubber brush, main - abrasive; gray; from sn mt2xxx00001                                | <b>Model:</b> T2 | <b>REF</b> <a href="#">100SG3423</a> |



## VACUUM MOTOR

|  |                  |                                      |
|--|------------------|--------------------------------------|
| Motor, vacuum - 24 VDC - from sn mt2xxx00001 | <b>Model:</b> T2 | <b>REF</b> <a href="#">100SG3013</a> |
|--|------------------|--------------------------------------|

used for: **TENNANT** series: **T20**



## FILTER

|  |                   |                               |
|--|-------------------|-------------------------------|
| Filter assembly, hydraulic - 10 micron           | <b>Model:</b> T20 | REF <a href="#">100SG2614</a> |
| Filter element, air filter                       | <b>Model:</b> T20 | REF <a href="#">100SG2831</a> |
| Filter element, fuel filter - fuel type: diesel  | <b>Model:</b> T20 | REF <a href="#">100SG2607</a> |
| Filter element, solution intake filter - 40 mesh | <b>Model:</b> T20 | REF <a href="#">100SG2595</a> |



## HOSE

|   |                   |                               |
|---|-------------------|-------------------------------|
| Hose, drain                                   | <b>Model:</b> T20 | REF <a href="#">100SG2611</a> |
| Hose, vacuum - power wand; 118" or 2997,20 mm | <b>Model:</b> T20 | REF <a href="#">100SG2946</a> |



## SQUEEGEE

|  |                   |                               |
|--|-------------------|-------------------------------|
| Blade, squeegee rear, front - inner; rubber        | <b>Model:</b> T20 | REF <a href="#">100SG2608</a> |
| Blade, squeegee rear - inner; polyurethane; 49.59l | <b>Model:</b> T20 | REF <a href="#">100SG2643</a> |
| Blade, squeegee rear - outer; red gum              | <b>Model:</b> T20 | REF <a href="#">100SG2646</a> |
| Blade, squeegee rear - outer; polyurethane; 53.78l | <b>Model:</b> T20 | REF <a href="#">100SG2651</a> |



## SWEEPER/BRUSH

|   |                   |                               |
|---|-------------------|-------------------------------|
| Scrubber brush, main - 16" or 406,40 mm; super arbasive; 7 SR; max pro 1200, 3 brush system | <b>Model:</b> T20 | REF <a href="#">100SG2943</a> |
| Scrubber brush, main - 40" or 1016,00 mm; heavy-duty polypropylene; 24 SR; cylindrical      | <b>Model:</b> T20 | REF <a href="#">100SG2644</a> |
| Scrubber brush, main - 40" or 1016,00 mm; polyester; 12 DR; cylindrical                     | <b>Model:</b> T20 | REF <a href="#">100SG2641</a> |
| Scrubber brush, main - 40" or 1016,00 mm; polypropylene; 24 SR; cylindrical                 | <b>Model:</b> T20 | REF <a href="#">100SG2638</a> |
| Scrubber brush, main - 40" or 1016,00 mm; super abrasive; 24 SR; cylindrical                | <b>Model:</b> T20 | REF <a href="#">100SG2637</a> |
| Sweeper brush, curb - 16" or 406,40 mm; polypropylene; 6 SR                                 | <b>Model:</b> T20 | REF <a href="#">100SG2640</a> |

used for: **TENNANT** series: **T3**



## HOSE

|                             |                  |                                      |
|-----------------------------|------------------|--------------------------------------|
| Hose, drain - recovery tank | <b>Model:</b> T3 | <b>REF</b> <a href="#">100SG3422</a> |
| Hose, drain - solution tank | <b>Model:</b> T3 | <b>REF</b> <a href="#">100SG3418</a> |
| Hose, vacuum                | <b>Model:</b> T3 | <b>REF</b> <a href="#">100SG3419</a> |



## MOTOR

|   |                  |                                      |
|---|------------------|--------------------------------------|
| Motor, curb broom - 24 VDC; 430,00 mm - from sn 04135 | <b>Model:</b> T3 | <b>REF</b> <a href="#">100SG3424</a> |
| Motor, curb broom - 24 VDC; 430,00 mm - from sn 04134 | <b>Model:</b> T3 | <b>REF</b> <a href="#">100SG3508</a> |
| Motor, curb broom - 24 VDC; head group; 500,00 mm     | <b>Model:</b> T3 | <b>REF</b> <a href="#">100SG3413</a> |



## SQUEEGEE

|  |                  |                                      |
|--|------------------|--------------------------------------|
| Blade, squeegee front - gum; optional  | <b>Model:</b> T3 | <b>REF</b> <a href="#">100SG3420</a> |
| Blade, squeegee front - 20" or 508,00 mm; red gum; standard                    | <b>Model:</b> T3 | <b>REF</b> <a href="#">100SG3417</a> |
| Blade, squeegee front - 20" or 508,00 mm; oil-resistant; optional              | <b>Model:</b> T3 | <b>REF</b> <a href="#">100SG3421</a> |
| Blade, squeegee rear - 20" or 508,00 mm; gum; optional                         | <b>Model:</b> T3 | <b>REF</b> <a href="#">100SG2602</a> |
| Blade, squeegee rear - 20" or 508,00 mm; red gum; standard                     | <b>Model:</b> T3 | <b>REF</b> <a href="#">100SG2600</a> |
| Blade, squeegee rear - 20" or 508,00 mm; polyurethane; oil-resistant; optional | <b>Model:</b> T3 | <b>REF</b> <a href="#">100SG2603</a> |



## SWEEPER/BRUSH

|   |                  |                                      |
|---|------------------|--------------------------------------|
| Pad assembly, main scrubber brush - 10" or 254,00 mm; hard face     | <b>Model:</b> T3 | <b>REF</b> <a href="#">100SG3415</a> |
| Scrubber brush, main - 10" or 254,00 mm; super abrasive; 5 SR; grey | <b>Model:</b> T3 | <b>REF</b> <a href="#">100SG3414</a> |
| Scrubber brush, main - abrasive; gray; from sn mt2xxx00001          | <b>Model:</b> T3 | <b>REF</b> <a href="#">100SG3423</a> |



## VACUUM MOTOR

|                                     |                  |                                      |
|-------------------------------------|------------------|--------------------------------------|
| Motor, vacuum - 24 VDC              | <b>Model:</b> T3 | <b>REF</b> <a href="#">100SG3425</a> |
| Motor, vacuum - up to sn mt3...3054 | <b>Model:</b> T3 | <b>REF</b> <a href="#">100SG3509</a> |



used for: **TENNANT** series: **T5**



## FILTER

|  |                  |                                      |
|--|------------------|--------------------------------------|
| Filter element, solution intake filter - 80 mesh | <b>Model:</b> T5 | <b>REF</b> <a href="#">100SG2604</a> |
|--|------------------|--------------------------------------|



## HOSE

|              |                  |                                      |
|--------------|------------------|--------------------------------------|
| Hose, vacuum | <b>Model:</b> T5 | <b>REF</b> <a href="#">100SG3419</a> |
|--------------|------------------|--------------------------------------|



## MOTOR

|  |                  |                                      |
|--|------------------|--------------------------------------|
| Motor, main broom; scrub brush - 24 VDC; 23 A; 1500 RPM; cylindrical | <b>Model:</b> T5 | <b>REF</b> <a href="#">100SG2953</a> |
|--|------------------|--------------------------------------|

## SQUEEGEE

|  |                  |                                      |
|--|------------------|--------------------------------------|
| Blade, squeegee front - 20" or 508,00 mm; gum; optional                        | <b>Model:</b> T5 | <b>REF</b> <a href="#">100SG3420</a> |
| Blade, squeegee front - 20" or 508,00 mm; red gum; standard                    | <b>Model:</b> T5 | <b>REF</b> <a href="#">100SG3417</a> |
| Blade, squeegee front - 20" or 508,00 mm; oil-resistant; optional              | <b>Model:</b> T5 | <b>REF</b> <a href="#">100SG3421</a> |
| Blade, squeegee front - 24" or 609,60 mm; gum; optional                        | <b>Model:</b> T5 | <b>REF</b> <a href="#">100SG2625</a> |
| Blade, squeegee front - 24" or 609,60 mm; red gum; standard                    | <b>Model:</b> T5 | <b>REF</b> <a href="#">100SG2615</a> |
| Blade, squeegee front - 24" or 609,60 mm; polyurethane; optional               | <b>Model:</b> T5 | <b>REF</b> <a href="#">100SG2626</a> |
| Blade, squeegee front - 28" or 711,20 mm; gum; optional                        | <b>Model:</b> T5 | <b>REF</b> <a href="#">100SG2629</a> |
| Blade, squeegee front - 28" or 711,20 mm; red gum; standard                    | <b>Model:</b> T5 | <b>REF</b> <a href="#">100SG2620</a> |
| Blade, squeegee front - 28" or 711,20 mm; polyurethane; optional               | <b>Model:</b> T5 | <b>REF</b> <a href="#">100SG2630</a> |
| Blade, squeegee front - 32" or 812,80 mm; gum; optional                        | <b>Model:</b> T5 | <b>REF</b> <a href="#">100SG2633</a> |
| Blade, squeegee front - 32" or 812,80 mm; red gum; standard                    | <b>Model:</b> T5 | <b>REF</b> <a href="#">100SG2622</a> |
| Blade, squeegee front - 32" or 812,80 mm; polyurethane; optional               | <b>Model:</b> T5 | <b>REF</b> <a href="#">100SG2634</a> |
| Blade, squeegee rear - 20" or 508,00 mm; gum; optional                         | <b>Model:</b> T5 | <b>REF</b> <a href="#">100SG2602</a> |
| Blade, squeegee rear - 20" or 508,00 mm; red gum; standard                     | <b>Model:</b> T5 | <b>REF</b> <a href="#">100SG2600</a> |
| Blade, squeegee rear - 20" or 508,00 mm; polyurethane; oil-resistant; optional | <b>Model:</b> T5 | <b>REF</b> <a href="#">100SG2603</a> |
| Blade, squeegee rear - 24" or 609,60 mm; gum; optional                         | <b>Model:</b> T5 | <b>REF</b> <a href="#">100SG2627</a> |
| Blade, squeegee rear - 24" or 609,60 mm; red gum; standard                     | <b>Model:</b> T5 | <b>REF</b> <a href="#">100SG2612</a> |
| Blade, squeegee rear - 24" or 609,60 mm; polyurethane; optional                | <b>Model:</b> T5 | <b>REF</b> <a href="#">100SG2628</a> |
| Blade, squeegee rear - 28" or 711,20 mm; gum; optional                         | <b>Model:</b> T5 | <b>REF</b> <a href="#">100SG2631</a> |
| Blade, squeegee rear - 28" or 711,20 mm; red gum; standard                     | <b>Model:</b> T5 | <b>REF</b> <a href="#">100SG2621</a> |
| Blade, squeegee rear - 28" or 711,20 mm; polyurethane; optional                | <b>Model:</b> T5 | <b>REF</b> <a href="#">100SG2632</a> |
| Blade, squeegee rear - 32" or 812,80 mm; gum; optional                         | <b>Model:</b> T5 | <b>REF</b> <a href="#">100SG2635</a> |
| Blade, squeegee rear - 32" or 812,80 mm; red gum; standard                     | <b>Model:</b> T5 | <b>REF</b> <a href="#">100SG2623</a> |
| Blade, squeegee rear - 32" or 812,80 mm; polyurethane; optional                | <b>Model:</b> T5 | <b>REF</b> <a href="#">100SG2636</a> |

## SWEEPER/BRUSH

|   |                  |                                      |
|---|------------------|--------------------------------------|
| Sweeper brush, curb - 11" or 279,40 mm; nylon; 4 SR                       | <b>Model:</b> T5 | <b>REF</b> <a href="#">101SG3602</a> |
| Sweeper brush, curb - 11" or 279,40 mm; nylon; 5 SR                       | <b>Model:</b> T5 | <b>REF</b> <a href="#">101SG3598</a> |
| Sweeper brush, curb - 11" or 279,40 mm; polypropylene; 5 SR               | <b>Model:</b> T5 | <b>REF</b> <a href="#">101SG3599</a> |
| Sweeper brush, curb - 13" or 330,20 mm; polypropylene; 7 SR               | <b>Model:</b> T5 | <b>REF</b> <a href="#">101SG3603</a> |
| Sweeper brush, curb - 15" or 381,00 mm; polypropylene; 7 SR               | <b>Model:</b> T5 | <b>REF</b> <a href="#">101SG3601</a> |
| Sweeper brush, curb - 16" or 406,40 mm; nylon; 8 SR                       | <b>Model:</b> T5 | <b>REF</b> <a href="#">101SG3600</a> |
| Sweeper brush, main - 26" or 660,40 mm; nylon; 9 DR                       | <b>Model:</b> T5 | <b>REF</b> <a href="#">101SG3596</a> |
| Sweeper brush, main - 26" or 660,40 mm; polypropylene; 18 SR              | <b>Model:</b> T5 | <b>REF</b> <a href="#">101SG3597</a> |
| Scrubber brush, main - 32" or 812,80 mm; nylon; 18 SR; cylindrical        | <b>Model:</b> T5 | <b>REF</b> <a href="#">100SG2744</a> |
| Sweeper brush, main - 31" or 787,40 mm; polypropylene; 18 SR; cylindrical | <b>Model:</b> T5 | <b>REF</b> <a href="#">100SG2847</a> |



## VACUUM MOTOR

|                               |                  |                                      |
|-------------------------------|------------------|--------------------------------------|
| Motor, vacuum - 24 VDC; 550 W | <b>Model:</b> T5 | <b>REF</b> <a href="#">100SG3009</a> |
|-------------------------------|------------------|--------------------------------------|

used for: **TENNANT** series: **T7**


## FILTER

|  |                  |                                      |
|--|------------------|--------------------------------------|
| Filter element, dust filter - recovery tank                | <b>Model:</b> T7 | <b>REF</b> <a href="#">100SG2837</a> |
| Filter element, solution intake filter - 80 mesh; strainer | <b>Model:</b> T7 | <b>REF</b> <a href="#">100SG2925</a> |



## HOSE

|                                      |                  |                                      |
|--------------------------------------|------------------|--------------------------------------|
| Hose, squeegee - fuel type: electric | <b>Model:</b> T7 | <b>REF</b> <a href="#">100SG2605</a> |
| Hose, vacuum - fuel type: electric   | <b>Model:</b> T7 | <b>REF</b> <a href="#">100SG2599</a> |



## MOTOR

|  |                  |                                      |
|--|------------------|--------------------------------------|
| Motor, scrub brush - 24 VDC; 19 A; 260 RPM; disk                     | <b>Model:</b> T7 | <b>REF</b> <a href="#">100SG2592</a> |
| Motor, main broom; scrub brush - 24 VDC; 23 A; 1500 RPM; cylindrical | <b>Model:</b> T7 | <b>REF</b> <a href="#">100SG2953</a> |

## SQUEEGEE

|  |                  |                                      |
|--|------------------|--------------------------------------|
| Blade kit, squeegee - 26" or 650,00 mm; polyurethane; oil-resistant; rear                    | <b>Model:</b> T7 | <b>REF</b> <a href="#">100SG2916</a> |
| Blade kit, squeegee - 26" or 660,40 mm; CI   | <b>Model:</b> T7 | <b>REF</b> <a href="#">100SG3005</a> |
| Blade kit, squeegee - 26" or 660,40 mm; tile   | <b>Model:</b> T7 | <b>REF</b> <a href="#">100SG2918</a> |
| Blade kit, squeegee - 32" or 812,80 mm; CI   | <b>Model:</b> T7 | <b>REF</b> <a href="#">100SG3006</a> |
| Blade kit, squeegee - 32" or 812,80 mm; tile; rear   | <b>Model:</b> T7 | <b>REF</b> <a href="#">100SG2917</a> |
| Blade kit, squeegee - 32" or 812,80 mm; polyurethane; oil-resistant; rear                    | <b>Model:</b> T7 | <b>REF</b> <a href="#">100SG2915</a> |
| Blade, squeegee front - 28" or 711,20 mm; rubber   | <b>Model:</b> T7 | <b>REF</b> <a href="#">100SG2908</a> |
| Blade, squeegee front - 28" or 711,20 mm; oil-resistant; 35.0l                               | <b>Model:</b> T7 | <b>REF</b> <a href="#">100SG2911</a> |
| Blade, squeegee front - 32" or 812,80 mm; rubber   | <b>Model:</b> T7 | <b>REF</b> <a href="#">100SG2904</a> |
| Blade, squeegee front - 32" or 812,80 mm; oil-resistant; 41.5l                               | <b>Model:</b> T7 | <b>REF</b> <a href="#">100SG2913</a> |
| Blade, squeegee rear - 28" or 711,20 mm; gum rubber; 37.5l                                   | <b>Model:</b> T7 | <b>REF</b> <a href="#">100SG2906</a> |
| Blade, squeegee rear - 28" or 711,20 mm; rubber  | <b>Model:</b> T7 | <b>REF</b> <a href="#">100SG2907</a> |
| Blade, squeegee rear - 28" or 711,20 mm; oil-resistant; 37.0l                                | <b>Model:</b> T7 | <b>REF</b> <a href="#">100SG2912</a> |
| Blade, squeegee rear - 32" or 812,80 mm; gum rubber; 44l                                     | <b>Model:</b> T7 | <b>REF</b> <a href="#">100SG2905</a> |
| Blade, squeegee rear - 32" or 812,80 mm; rubber  | <b>Model:</b> T7 | <b>REF</b> <a href="#">100SG2903</a> |
| Blade, squeegee rear - 32" or 812,80 mm; oil-resistant; 44l                                  | <b>Model:</b> T7 | <b>REF</b> <a href="#">100SG2914</a> |
| Blade, squeegee side - 28" or 711,20 mm; LH, RH, red gum, max pro 1000, 2 scrub brush system | <b>Model:</b> T7 | <b>REF</b> <a href="#">100SG2995</a> |



## SWEEPER/BRUSH

|  |                  |                                      |
|--|------------------|--------------------------------------|
| Scrubber brush, main - 28" or 711,20 mm; nylon; 18 SR; cylindrical           | <b>Model:</b> T7 | <b>REF</b> <a href="#">100SG2741</a> |
| Sweeper brush, main - 28" or 711,20 mm; polypropylene; 18 SR; cylindrical    | <b>Model:</b> T7 | <b>REF</b> <a href="#">100SG2846</a> |
| Scrubber brush, main - 28" or 711,20 mm; Tynex; abrasive; 18 SR; cylindrical | <b>Model:</b> T7 | <b>REF</b> <a href="#">100SG2742</a> |



## VACUUM MOTOR

|                                  |                  |                                      |
|----------------------------------|------------------|--------------------------------------|
| Motor, vacuum - 24 VDC; with fan | <b>Model:</b> T7 | <b>REF</b> <a href="#">100SG2601</a> |
|----------------------------------|------------------|--------------------------------------|





USED FOR  
**WETROK**

used for: **WETROK** series: **DUOMATIC 500**

used for: **WETROK** series: **DUOMATIC 500**



### FILTER

|                         |                            |                                      |
|-------------------------|----------------------------|--------------------------------------|
| Filter, solution inline | <b>Model:</b> DUOMATIC 500 | <b>REF</b> <a href="#">100SG3225</a> |
|-------------------------|----------------------------|--------------------------------------|



### HOSE

|              |                            |                                      |
|--------------|----------------------------|--------------------------------------|
| Hose, drain  | <b>Model:</b> DUOMATIC 500 | <b>REF</b> <a href="#">100SG3021</a> |
| Hose, vacuum | <b>Model:</b> DUOMATIC 500 | <b>REF</b> <a href="#">100SG3020</a> |

### SQUEEGEE

|  |                            |                                      |
|--|----------------------------|--------------------------------------|
| Blade, squeegee inner - 27" or 685,80 mm; rubber       | <b>Model:</b> DUOMATIC 500 | <b>REF</b> <a href="#">100SG3231</a> |
| Blade, squeegee outer - 27" or 685,80 mm; polyurethane | <b>Model:</b> DUOMATIC 500 | <b>REF</b> <a href="#">100SG3230</a> |
| Blade, squeegee rear - 27" or 685,80 mm; polyurethane  | <b>Model:</b> DUOMATIC 500 | <b>REF</b> <a href="#">100SG3229</a> |
| Blade, squeegee side - 11" or 279,40 mm; rubber        | <b>Model:</b> DUOMATIC 500 | <b>REF</b> <a href="#">100SG3233</a> |
| Blade, squeegee side - 19" or 482,60 mm; rubber        | <b>Model:</b> DUOMATIC 500 | <b>REF</b> <a href="#">100SG3232</a> |



### SWEEPER/BRUSH

|   |                            |                                      |
|---|----------------------------|--------------------------------------|
| Scrubber brush, main - 9" or 228,60 mm; natural fiber; 4 SR     | <b>Model:</b> DUOMATIC 500 | <b>REF</b> <a href="#">100SG3228</a> |
| Scrubber brush, main - 9" or 228,60 mm; polypropylene 0,3; 4 SR | <b>Model:</b> DUOMATIC 500 | <b>REF</b> <a href="#">100SG3227</a> |
| Scrubber brush, main - 9" or 228,60 mm; polypropylene 0,6; 4 SR | <b>Model:</b> DUOMATIC 500 | <b>REF</b> <a href="#">100SG3226</a> |



### VACUUM MOTOR

|               |                            |                                      |
|---------------|----------------------------|--------------------------------------|
| Motor, vacuum | <b>Model:</b> DUOMATIC 500 | <b>REF</b> <a href="#">101SG3605</a> |
|---------------|----------------------------|--------------------------------------|

used for: **WETROK** series: **TORNADO**



## FILTER

|                             |                       |                                      |
|-----------------------------|-----------------------|--------------------------------------|
| Filter element, air filter  | <b>Model:</b> TORNADO | <b>REF</b> <a href="#">100SG3240</a> |
| Filter element, dust filter | <b>Model:</b> TORNADO | <b>REF</b> <a href="#">100SG3239</a> |



## SQUEEGEE

|                     |                       |                                      |
|---------------------|-----------------------|--------------------------------------|
| Blade kit, squeegee | <b>Model:</b> TORNADO | <b>REF</b> <a href="#">100SG3238</a> |
|---------------------|-----------------------|--------------------------------------|



## SWEEPER/BRUSH

|   |                       |                                      |
|---|-----------------------|--------------------------------------|
| Sweeper brush, curb - polypropylene     | <b>Model:</b> TORNADO | <b>REF</b> <a href="#">100SG3234</a> |
| Sweeper brush, curb - standard; tornado | <b>Model:</b> TORNADO | <b>REF</b> <a href="#">100SG3236</a> |
| Sweeper brush, main - premium           | <b>Model:</b> TORNADO | <b>REF</b> <a href="#">100SG3235</a> |
| Sweeper brush, main - tampico           | <b>Model:</b> TORNADO | <b>REF</b> <a href="#">100SG3237</a> |

used for: **WETROK** series: **TORNADO**



used for: **WETROK** series: **TORNADO B/PX**

used for: **WETROK** series: **TORNADO B/PX**



## FILTER

|                             |                            |                                      |
|-----------------------------|----------------------------|--------------------------------------|
| Filter element, air filter  | <b>Model:</b> TORNADO B/PX | <b>REF</b> <a href="#">100SG3240</a> |
| Filter element, dust filter | <b>Model:</b> TORNADO B/PX | <b>REF</b> <a href="#">100SG3239</a> |



## SQUEEGEE

|                     |                            |                                      |
|---------------------|----------------------------|--------------------------------------|
| Blade kit, squeegee | <b>Model:</b> TORNADO B/PX | <b>REF</b> <a href="#">100SG3238</a> |
|---------------------|----------------------------|--------------------------------------|



## SWEEPER/BRUSH

|   |                            |                                      |
|---|----------------------------|--------------------------------------|
| Sweeper brush, curb - polypropylene     | <b>Model:</b> TORNADO B/PX | <b>REF</b> <a href="#">100SG3234</a> |
| Sweeper brush, curb - standard; tornado | <b>Model:</b> TORNADO B/PX | <b>REF</b> <a href="#">100SG3236</a> |
| Sweeper brush, main - premium           | <b>Model:</b> TORNADO B/PX | <b>REF</b> <a href="#">100SG3235</a> |
| Sweeper brush, main - tampico           | <b>Model:</b> TORNADO B/PX | <b>REF</b> <a href="#">100SG3237</a> |



# UNIVERSAL PARTS & WORKSHOP ACCESSORIES









| STANDARD FLOOR PADS   |       |                      |  |
|---|-------|----------------------|--|
|   | Color | Type                 | Description  |
|    | White | Polishing<br>Buffing | 'Wet look' -finish<br>Suitable for any floor type  |
|    | Pink  | Buffing<br>Cleaning  | Removes light markings<br>Suitable for any floor type  |
|    | Red   | Cleaning             | Used for spray-cleaning<br>Removes light markings<br>High-gloss effect<br>Suitable for any floor type    |
|   | Blue  | Heavy-duty cleaning  | For use with detergents  |
|  | Green | Scrubbing            | Removes heavy markings<br>For wet use and use on heavily contaminated floors                             |
|  | Brown | Stripping            | Restores heavily contaminated floors<br>Suitable for any floor type                                      |
|  | Black | Stripping            | Classic stripping<br>For use with detergents<br>Restores contaminated floors<br>Removes emulsion coating |

## STANDARD FLOOR PADS

| Ø             | REF<br>White              | REF<br>Red                | REF<br>Blue               | REF<br>Green              | REF<br>Brown              | REF<br>Black              | REF<br>Nat grey           | REF<br>Tan                |
|---------------|---------------------------|---------------------------|---------------------------|---------------------------|---------------------------|---------------------------|---------------------------|---------------------------|
| 152 mm - 06"  | <a href="#">101SG5000</a> | <a href="#">101SG5022</a> | <a href="#">101SG5044</a> | <a href="#">101SG5066</a> | <a href="#">101SG5088</a> | <a href="#">101SG5111</a> |                           | <a href="#">101SG5146</a> |
| 165 mm - 6,5" | <a href="#">101SG5001</a> | <a href="#">101SG5023</a> | <a href="#">101SG5045</a> | <a href="#">101SG5067</a> | <a href="#">101SG5089</a> | <a href="#">101SG5112</a> |                           | <a href="#">101SG5023</a> |
| 180 mm - 07"  | <a href="#">101SG5002</a> | <a href="#">101SG5024</a> | <a href="#">101SG5046</a> | <a href="#">101SG5068</a> | <a href="#">101SG5090</a> | <a href="#">101SG5113</a> |                           | <a href="#">101SG5024</a> |
| 203 mm - 08"  | <a href="#">101SG5003</a> | <a href="#">101SG5025</a> | <a href="#">101SG5047</a> | <a href="#">101SG5069</a> | <a href="#">101SG5091</a> | <a href="#">101SG5114</a> |                           | <a href="#">101SG5025</a> |
| 230 mm - 09"  | <a href="#">101SG5004</a> | <a href="#">101SG5026</a> | <a href="#">101SG5048</a> | <a href="#">101SG5070</a> | <a href="#">101SG5092</a> | <a href="#">101SG5115</a> |                           | <a href="#">101SG5026</a> |
| 254 mm - 10"  | <a href="#">101SG5005</a> | <a href="#">101SG5027</a> | <a href="#">101SG5049</a> | <a href="#">101SG5071</a> | <a href="#">101SG5093</a> | <a href="#">101SG5105</a> |                           | <a href="#">101SG5147</a> |
| 280 mm - 11"  | <a href="#">101SG5006</a> | <a href="#">101SG5028</a> | <a href="#">101SG5050</a> | <a href="#">101SG5072</a> | <a href="#">101SG5094</a> | <a href="#">101SG5116</a> |                           | <a href="#">101SG5148</a> |
| 305 mm - 12"  | <a href="#">101SG5007</a> | <a href="#">101SG5029</a> | <a href="#">101SG5051</a> | <a href="#">101SG5073</a> | <a href="#">101SG5095</a> | <a href="#">101SG5117</a> |                           | <a href="#">101SG5149</a> |
| 330 mm - 13"  | <a href="#">101SG5008</a> | <a href="#">101SG5030</a> | <a href="#">101SG5052</a> | <a href="#">101SG5074</a> | <a href="#">101SG5096</a> | <a href="#">101SG5118</a> | <a href="#">101SG5132</a> | <a href="#">101SG5150</a> |
| 356 mm - 14"  | <a href="#">101SG5009</a> | <a href="#">101SG5031</a> | <a href="#">101SG5053</a> | <a href="#">101SG5075</a> | <a href="#">101SG5097</a> | <a href="#">101SG5119</a> | <a href="#">101SG5133</a> | <a href="#">101SG5151</a> |
| 381 mm - 15"  | <a href="#">101SG5010</a> | <a href="#">101SG5032</a> | <a href="#">101SG5054</a> | <a href="#">101SG5076</a> | <a href="#">101SG5098</a> | <a href="#">101SG5120</a> | <a href="#">101SG5134</a> | <a href="#">101SG5152</a> |
| 406 mm - 16"  | <a href="#">101SG5011</a> | <a href="#">101SG5033</a> | <a href="#">101SG5055</a> | <a href="#">101SG5077</a> | <a href="#">101SG5099</a> | <a href="#">101SG5121</a> | <a href="#">101SG5135</a> | <a href="#">101SG5153</a> |
| 432 mm - 17"  | <a href="#">101SG5012</a> | <a href="#">101SG5034</a> | <a href="#">101SG5056</a> | <a href="#">101SG5078</a> | <a href="#">101SG5100</a> | <a href="#">101SG5122</a> | <a href="#">101SG5136</a> | <a href="#">101SG5154</a> |
| 457 mm - 18"  | <a href="#">101SG5013</a> | <a href="#">101SG5035</a> | <a href="#">101SG5057</a> | <a href="#">101SG5079</a> | <a href="#">101SG5101</a> | <a href="#">101SG5123</a> | <a href="#">101SG5137</a> | <a href="#">101SG5155</a> |
| 483 mm - 19"  | <a href="#">101SG5014</a> | <a href="#">101SG5036</a> | <a href="#">101SG5058</a> | <a href="#">101SG5080</a> | <a href="#">101SG5102</a> | <a href="#">101SG5124</a> | <a href="#">101SG5138</a> | <a href="#">101SG5156</a> |
| 508 mm - 20"  | <a href="#">101SG5015</a> | <a href="#">101SG5037</a> | <a href="#">101SG5059</a> | <a href="#">101SG5081</a> | <a href="#">101SG5103</a> | <a href="#">101SG5125</a> | <a href="#">101SG5139</a> | <a href="#">101SG5157</a> |
| 533 mm - 21"  | <a href="#">101SG5016</a> | <a href="#">101SG5038</a> | <a href="#">101SG5060</a> | <a href="#">101SG5082</a> | <a href="#">101SG5104</a> | <a href="#">101SG5126</a> | <a href="#">101SG5140</a> | <a href="#">101SG5158</a> |
| 559 mm - 22"  | <a href="#">101SG5017</a> | <a href="#">101SG5039</a> | <a href="#">101SG5061</a> | <a href="#">101SG5083</a> | <a href="#">101SG5106</a> | <a href="#">101SG5127</a> | <a href="#">101SG5141</a> | <a href="#">101SG5159</a> |
| 584 mm - 23"  | <a href="#">101SG5018</a> | <a href="#">101SG5040</a> | <a href="#">101SG5062</a> | <a href="#">101SG5084</a> | <a href="#">101SG5107</a> | <a href="#">101SG5128</a> | <a href="#">101SG5142</a> | <a href="#">101SG5160</a> |
| 610 mm - 24"  | <a href="#">101SG5019</a> | <a href="#">101SG5041</a> | <a href="#">101SG5063</a> | <a href="#">101SG5085</a> | <a href="#">101SG5108</a> | <a href="#">101SG5129</a> | <a href="#">101SG5143</a> | <a href="#">101SG5161</a> |
| 685 mm - 27"  | <a href="#">101SG5020</a> | <a href="#">101SG5042</a> | <a href="#">101SG5064</a> | <a href="#">101SG5086</a> | <a href="#">101SG5109</a> | <a href="#">101SG5130</a> | <a href="#">101SG5144</a> | <a href="#">101SG5162</a> |
| 711 mm - 28"  | <a href="#">101SG5021</a> | <a href="#">101SG5043</a> | <a href="#">101SG5065</a> | <a href="#">101SG5087</a> | <a href="#">101SG5110</a> | <a href="#">101SG5131</a> | <a href="#">101SG5145</a> | <a href="#">101SG5163</a> |








Send us a list of your common references and we will send you a personalised offer!

| HIGH-SPEED PADS   |               |                      |   |
|---|---------------|----------------------|---|
|   | Color         | Type                 | Description   |
|    | Ivory         | Polishing            | Soft finish<br>For use on dry floors  |
|    | Light blue    | Polishing<br>Buffing | Super polyvalent finishing disc<br>Extremely qualitative finish                     |
|    | Natural grey  | Polishing<br>Buffing | High-gloss finish<br>The natural and durable fibres are perfect for harder finishes |
|   | Peach         | Polishing<br>Buffing | Removes light markings and restores gloss in one go                                 |
|  | Turquoise     | Buffing              | High-gloss finish<br>Soft or medium finish<br>Frequent use                          |
|  | Natural white | Buffing              | High-gloss finish<br>More flexible disc than the natural grey version               |

HIGH-SPEED PADS



| Ø             | REF<br>White              | REF<br>Red                | REF<br>Blue               | REF<br>Green              | REF<br>Brown              | REF<br>Black              | REF<br>Nat grey           | REF<br>Tan                |
|---------------|---------------------------|---------------------------|---------------------------|---------------------------|---------------------------|---------------------------|---------------------------|---------------------------|
| 152 mm - 06"  | <a href="#">101SG5164</a> | <a href="#">101SG5185</a> | <a href="#">101SG5207</a> | <a href="#">101SG5229</a> | <a href="#">101SG5251</a> | <a href="#">101SG5274</a> |                           | <a href="#">101SG5309</a> |
| 165 mm - 6,5" | <a href="#">101SG5165</a> | <a href="#">101SG5186</a> | <a href="#">101SG5208</a> | <a href="#">101SG5230</a> | <a href="#">101SG5252</a> | <a href="#">101SG5275</a> |                           | <a href="#">101SG5310</a> |
| 180 mm - 07"  | <a href="#">101SG5166</a> | <a href="#">101SG5187</a> | <a href="#">101SG5209</a> | <a href="#">101SG5231</a> | <a href="#">101SG5253</a> | <a href="#">101SG5276</a> |                           | <a href="#">101SG5311</a> |
| 203 mm - 08"  | <a href="#">101SG5167</a> | <a href="#">101SG5188</a> | <a href="#">101SG5210</a> | <a href="#">101SG5232</a> | <a href="#">101SG5254</a> | <a href="#">101SG5277</a> |                           | <a href="#">101SG5312</a> |
| 230 mm - 09"  | <a href="#">101SG5168</a> | <a href="#">101SG5189</a> | <a href="#">101SG5211</a> | <a href="#">101SG5233</a> | <a href="#">101SG5255</a> | <a href="#">101SG5278</a> |                           | <a href="#">101SG5313</a> |
| 254 mm - 10"  | <a href="#">101SG5169</a> | <a href="#">101SG5190</a> | <a href="#">101SG5212</a> | <a href="#">101SG5234</a> | <a href="#">101SG5256</a> | <a href="#">101SG5268</a> |                           | <a href="#">101SG5314</a> |
| 280 mm - 11"  | <a href="#">101SG5170</a> | <a href="#">101SG5191</a> | <a href="#">101SG5213</a> | <a href="#">101SG5235</a> | <a href="#">101SG5257</a> | <a href="#">101SG5279</a> |                           | <a href="#">101SG5315</a> |
| 305 mm - 12"  | <a href="#">101SG5171</a> | <a href="#">101SG5192</a> | <a href="#">101SG5214</a> | <a href="#">101SG5236</a> | <a href="#">101SG5258</a> | <a href="#">101SG5280</a> |                           | <a href="#">101SG5316</a> |
| 330 mm - 13"  | <a href="#">101SG5172</a> | <a href="#">101SG5193</a> | <a href="#">101SG5215</a> | <a href="#">101SG5237</a> | <a href="#">101SG5259</a> | <a href="#">101SG5281</a> | <a href="#">101SG5295</a> | <a href="#">101SG5317</a> |
| 356 mm - 14"  | <a href="#">101SG5173</a> | <a href="#">101SG5194</a> | <a href="#">101SG5216</a> | <a href="#">101SG5238</a> | <a href="#">101SG5260</a> | <a href="#">101SG5282</a> | <a href="#">101SG5296</a> | <a href="#">101SG5318</a> |
| 381 mm - 15"  | <a href="#">101SG5409</a> | <a href="#">101SG5195</a> | <a href="#">101SG5217</a> | <a href="#">101SG5239</a> | <a href="#">101SG5261</a> | <a href="#">101SG5283</a> | <a href="#">101SG5297</a> | <a href="#">101SG5319</a> |
| 406 mm - 16"  | <a href="#">101SG5174</a> | <a href="#">101SG5196</a> | <a href="#">101SG5218</a> | <a href="#">101SG5240</a> | <a href="#">101SG5262</a> | <a href="#">101SG5284</a> | <a href="#">101SG5298</a> | <a href="#">101SG5320</a> |
| 432 mm - 17"  | <a href="#">101SG5175</a> | <a href="#">101SG5197</a> | <a href="#">101SG5219</a> | <a href="#">101SG5241</a> | <a href="#">101SG5263</a> | <a href="#">101SG5285</a> | <a href="#">101SG5299</a> | <a href="#">101SG5321</a> |
| 457 mm - 18"  | <a href="#">101SG5176</a> | <a href="#">101SG5198</a> | <a href="#">101SG5220</a> | <a href="#">101SG5242</a> | <a href="#">101SG5264</a> | <a href="#">101SG5286</a> | <a href="#">101SG5300</a> | <a href="#">101SG5322</a> |
| 483 mm - 19"  | <a href="#">101SG5177</a> | <a href="#">101SG5199</a> | <a href="#">101SG5221</a> | <a href="#">101SG5243</a> | <a href="#">101SG5265</a> | <a href="#">101SG5287</a> | <a href="#">101SG5301</a> | <a href="#">101SG5323</a> |
| 508 mm - 20"  | <a href="#">101SG5178</a> | <a href="#">101SG5200</a> | <a href="#">101SG5222</a> | <a href="#">101SG5244</a> | <a href="#">101SG5266</a> | <a href="#">101SG5288</a> | <a href="#">101SG5302</a> | <a href="#">101SG5324</a> |
| 533 mm - 21"  | <a href="#">101SG5179</a> | <a href="#">101SG5201</a> | <a href="#">101SG5223</a> | <a href="#">101SG5245</a> | <a href="#">101SG5267</a> | <a href="#">101SG5289</a> | <a href="#">101SG5303</a> | <a href="#">101SG5325</a> |
| 559 mm - 22"  | <a href="#">101SG5180</a> | <a href="#">101SG5202</a> | <a href="#">101SG5224</a> | <a href="#">101SG5246</a> | <a href="#">101SG5269</a> | <a href="#">101SG5290</a> | <a href="#">101SG5304</a> | <a href="#">101SG5326</a> |
| 584 mm - 23"  | <a href="#">101SG5181</a> | <a href="#">101SG5203</a> | <a href="#">101SG5225</a> | <a href="#">101SG5247</a> | <a href="#">101SG5270</a> | <a href="#">101SG5291</a> | <a href="#">101SG5305</a> | <a href="#">101SG5327</a> |
| 610 mm - 24"  | <a href="#">101SG5182</a> | <a href="#">101SG5204</a> | <a href="#">101SG5226</a> | <a href="#">101SG5248</a> | <a href="#">101SG5271</a> | <a href="#">101SG5292</a> | <a href="#">101SG5306</a> | <a href="#">101SG5328</a> |
| 685 mm - 27"  | <a href="#">101SG5183</a> | <a href="#">101SG5205</a> | <a href="#">101SG5227</a> | <a href="#">101SG5249</a> | <a href="#">101SG5272</a> | <a href="#">101SG5293</a> | <a href="#">101SG5307</a> | <a href="#">101SG5329</a> |
| 711 mm - 28"  | <a href="#">101SG5184</a> | <a href="#">101SG5206</a> | <a href="#">101SG5228</a> | <a href="#">101SG5250</a> | <a href="#">101SG5273</a> | <a href="#">101SG5294</a> | <a href="#">101SG5308</a> | <a href="#">101SG5330</a> |


| Ø             | REF<br>Pink               | REF<br>Ivory              | REF<br>Peach              | REF<br>Light blue         | REF<br>Nat grey light     |
|---------------|---------------------------|---------------------------|---------------------------|---------------------------|---------------------------|
| 152 mm - 06"  | <a href="#">101SG5331</a> |                           |                           |                           |                           |
| 165 mm - 6,5" | <a href="#">101SG5332</a> |                           |                           |                           |                           |
| 180 mm - 07"  | <a href="#">101SG5333</a> |                           |                           |                           |                           |
| 203 mm - 08"  | <a href="#">101SG5334</a> |                           |                           |                           |                           |
| 230 mm - 09"  | <a href="#">101SG5335</a> |                           |                           |                           |                           |
| 254 mm - 10"  | <a href="#">101SG5336</a> |                           |                           |                           |                           |
| 280 mm - 11"  | <a href="#">101SG5337</a> |                           |                           |                           |                           |
| 305 mm - 12"  | <a href="#">101SG5338</a> |                           |                           |                           |                           |
| 330 mm - 13"  | <a href="#">101SG5339</a> | <a href="#">101SG5353</a> | <a href="#">101SG5367</a> | <a href="#">101SG5381</a> | <a href="#">101SG5395</a> |
| 356 mm - 14"  | <a href="#">101SG5340</a> | <a href="#">101SG5354</a> | <a href="#">101SG5368</a> | <a href="#">101SG5382</a> | <a href="#">101SG5396</a> |
| 381 mm - 15"  | <a href="#">101SG5341</a> | <a href="#">101SG5355</a> | <a href="#">101SG5369</a> | <a href="#">101SG5383</a> | <a href="#">101SG5397</a> |
| 406 mm - 16"  | <a href="#">101SG5342</a> | <a href="#">101SG5356</a> | <a href="#">101SG5370</a> | <a href="#">101SG5384</a> | <a href="#">101SG5398</a> |
| 432 mm - 17"  | <a href="#">101SG5343</a> | <a href="#">101SG5357</a> | <a href="#">101SG5371</a> | <a href="#">101SG5385</a> | <a href="#">101SG5399</a> |
| 457 mm - 18"  | <a href="#">101SG5344</a> | <a href="#">101SG5358</a> | <a href="#">101SG5372</a> | <a href="#">101SG5386</a> | <a href="#">101SG5400</a> |
| 483 mm - 19"  | <a href="#">101SG5345</a> | <a href="#">101SG5359</a> | <a href="#">101SG5373</a> | <a href="#">101SG5387</a> | <a href="#">101SG5401</a> |
| 508 mm - 20"  | <a href="#">101SG5346</a> | <a href="#">101SG5360</a> | <a href="#">101SG5374</a> | <a href="#">101SG5388</a> | <a href="#">101SG5402</a> |
| 533 mm - 21"  | <a href="#">101SG5347</a> | <a href="#">101SG5361</a> | <a href="#">101SG5375</a> | <a href="#">101SG5389</a> | <a href="#">101SG5403</a> |
| 559 mm - 22"  | <a href="#">101SG5348</a> | <a href="#">101SG5362</a> | <a href="#">101SG5376</a> | <a href="#">101SG5390</a> | <a href="#">101SG5404</a> |
| 584 mm - 23"  | <a href="#">101SG5349</a> | <a href="#">101SG5363</a> | <a href="#">101SG5377</a> | <a href="#">101SG5391</a> | <a href="#">101SG5405</a> |
| 610 mm - 24"  | <a href="#">101SG5350</a> | <a href="#">101SG5364</a> | <a href="#">101SG5378</a> | <a href="#">101SG5392</a> | <a href="#">101SG5406</a> |
| 685 mm - 27"  | <a href="#">101SG5351</a> | <a href="#">101SG5365</a> | <a href="#">101SG5379</a> | <a href="#">101SG5393</a> | <a href="#">101SG5407</a> |
| 711 mm - 28"  | <a href="#">101SG5352</a> | <a href="#">101SG5366</a> | <a href="#">101SG5380</a> | <a href="#">101SG5394</a> | <a href="#">101SG5408</a> |

| ROLLERS   |              |                           |  |                           |
|---|--------------|---------------------------|--|---------------------------|
|   | Material     | Outer diameter x width mm | Suitable for                             | REF                       |
|    | Nylon        | 34 x 34                   | Tennant                                  | <a href="#">101SG3665</a> |
|    | Rubber       | 48,5 x 17,8               | Dulevo<br>Hako<br>Minuteman<br>Powerboss | <a href="#">101SG3666</a> |
|    | Polyurethane | 50 x 20                   | Tennant                                  | <a href="#">101SG3667</a> |
|    | Polyurethane | 75 x 24                   | Hako                                     | <a href="#">101SG3668</a> |
|    | Nylon        | 75 x 63                   | Minuteman<br>Powerboss                   | <a href="#">101SG3669</a> |
|  | Rubber       | 76 x 25                   | Dulevo<br>Tennant                        | <a href="#">101SG3670</a> |
|  | Plastic      | 81 x 20                   | Hako<br>Minuteman<br>Powerboss           | <a href="#">101SG3671</a> |


| LOAD WHEELS   |          |              |                               |  |                           |
|---|----------|--------------|-------------------------------|--|---------------------------|
|   | Material | Material rim | Outer diameter x width rim mm | Suitable for                           | REF                       |
|  | Nylon    |              | 102 x 25                      | Advance<br>American lincoln<br>Nilfisk | <a href="#">101SG3672</a> |
|  | Rubber   | Nylon        | 150 x 32                      | Hako<br>Minuteman                      | <a href="#">101SG3673</a> |
|  | Rubber   | Plastic      | 200 x 50                      | Hako                                   | <a href="#">101SG3674</a> |
|  | Rubber   | Nylon        | 203 x 51                      | Tennant                                | <a href="#">101SG3675</a> |
|  | Rubber   | Plastic      | 205 x 43                      | Advance<br>Nilfisk                     | <a href="#">101SG3676</a> |


| LOAD WHEELS   |              |              |                               |                                  |                           |
|---|--------------|--------------|-------------------------------|----------------------------------|---------------------------|
|   | Material     | Material rim | Outer diameter x width rim mm | Suitable for                     | REF                       |
|    | Polyurethane | Aluminium    | 213 x 52                      | Tennant                          | <a href="#">101SG3677</a> |
|    | Rubber       | Aluminium    | 250 x 60                      | Advance Nilfisk                  | <a href="#">101SG3678</a> |
|    | Rubber       | Steel        | 250 x 60                      | Kärcher                          | <a href="#">101SG3680</a> |
|    | Rubber       | Cast iron    | 305 x 89                      | Tennant                          | <a href="#">101SG3681</a> |
|    | Rubber       | Steel        | 310 x 100                     | Advance Nilfisk                  | <a href="#">101SG3682</a> |
|  | Polyurethane | Cast iron    | 310 x 120                     | Hako Minuteman Powerboss         | <a href="#">101SG3683</a> |
|  | Polyurethane | Cast iron    | 310 x 120                     | Hako Powerboss                   | <a href="#">101SG3684</a> |
|  | Rubber       | Steel        | 355 x 88                      | Advance Nilfisk                  | <a href="#">101SG3685</a> |
|  | Rubber       | Steel        | 406 x 82                      | Advance American lincoln Nilfisk | <a href="#">101SG3686</a> |
|  | Rubber       | Cast iron    | 406 x 89                      | Tennant                          | <a href="#">101SG3687</a> |
|  | Rubber       | Cast iron    | 408 x 127                     | Tennant                          | <a href="#">101SG3688</a> |
|  | Rubber       | Cast iron    | 413 x 152                     | Tennant                          | <a href="#">101SG3689</a> |
|  | Rubber       | Cast iron    | 413 x 152,4                   | Tennant                          | <a href="#">101SG3690</a> |

| LOAD WHEELS   |          |              |                               |              |                           |
|---|----------|--------------|-------------------------------|--------------|---------------------------|
|   | Material | Material rim | Outer diameter x width rim mm | Suitable for | REF                       |
|  | Rubber   | Cast iron    | 457 x 127                     | Tennant      | <a href="#">101SG3691</a> |
|  | Rubber   |              | 77 x 22                       | Tennant      | <a href="#">101SG3692</a> |

| PRESS-ON WHEELS   |                   |                   |  |                 |                           |
|---|-------------------|-------------------|--|-----------------|---------------------------|
|   | Material          | Material rim      | Outer diameter x width x inner diameter mm | Suitable for    | REF                       |
|  | Soft polyurethane | Steel cylindrical | 412 x 152 x 284                            | Advance Nilfisk | <a href="#">101SG3693</a> |

### SEATS





**For Seats & accessories, please consult our catalogue**  
REF 27506014

View our catalogues on:  
[www.tvh.com/catalogue/](http://www.tvh.com/catalogue/)

**We have a complete range of seats and accessories for all major brands of sweepers and scrubbers.**

SUCTION PIPES



Sold per meter

| Inner diameter<br>mm | Outer diameter<br>mm | REF                       |
|----------------------|----------------------|---------------------------|
| 32                   | 38                   | <a href="#">101SG5410</a> |
| 38                   | 44                   | <a href="#">101SG5411</a> |
| 51                   | 57                   | <a href="#">101SG5412</a> |

FITTINGS



| Diameter<br>mm | REF                       |
|----------------|---------------------------|
| 32             | <a href="#">101SG5413</a> |
| 38             | <a href="#">101SG5414</a> |
| 51             | <a href="#">101SG5415</a> |

CABLES



With plug

| Cable                         | Length<br>m | REF                       |
|-------------------------------|-------------|---------------------------|
| 2 cores x 1 mm <sup>2</sup>   | 15          | <a href="#">101SG5416</a> |
| 3 cores x 1,5 mm <sup>2</sup> | 15          | <a href="#">101SG5417</a> |



MAGNETIC SWEEPER



**Eliminate nails  
Eliminate scrap steel  
Prevent flat tyres**

**Properties:**

- High-quality magnets that are built to last
- Designed for all purposes and heavy-duty use
- Eliminate iron objects and steel trash from service/maintenance areas, lots, ramps and loading docks
- Designed for easy mounting on tow tractors, forklifts, etc.
- Used where steel waste causes costly damage to tyres, equipment and/or can injure employees
- Constructed from quality permanent magnets encased in an aluminium housing
- Exclusive insulation process used to prevent internal damage on impact



REF [101SG5418](#)



REF [101SG5420](#)

**2 available types: one designed to fit onto the forks and the other to be attached under the counterweight.**

Type 1: To attach under the counterweight.

| Length x width x height<br>mm | Ground clearance<br>mm | REF                       |
|-------------------------------|------------------------|---------------------------|
| 127 x 915 x 45                | 25-75                  | <a href="#">101SG5418</a> |
| 127 x 915 x 78                | 25-125                 | <a href="#">101SG5419</a> |

Type 2: To fit onto the forks.

| Width x height<br>mm | Max fork section<br>mm | REF                       |
|----------------------|------------------------|---------------------------|
| 1200 x 80            | 170 x 60               | <a href="#">101SG5420</a> |

LAZY SWEEPER® BROOM

Sweep your way through dust and dirt!



UNIVERSAL PARTS & WORKSHOP ACCESSORIES



**Properties:**

- Highly durable – no moving parts that can break down
- Low cost of ownership: low bristle wear for a long lifespan – sweep up to 700 km before changing bristles
- Simple to use: can be fitted onto the vehicle in a few seconds
- Sweeps large areas efficiently: high output with low running costs
- Able to push bulk wares: mulch, timber scraps, plastic, granules, aggregates, etc. (Type M and L)
- Easy to change the bristles

**Available in different types:**

**Lazy Sweeper S:**

- A lightweight, yet high-performance broom
- Ideal for light-duty applications

**Lazy Sweeper M:**

- Designed for medium to heavy sweeping
- The Lazy Sweeper M has eight bristle rows, suitable for industrial sweeping in- and outdoors, with integrated fork mount

**Lazy Sweeper L:**

- Heavy-duty sweeper with eleven rows of bristles for maximum sweeping power, suitable for the toughest sweeping requirements

**Technical information:**

| Model          | Width mm | Bristle rows | Weight kg | Max fork section mm | Distance between the forks mm | Bristle height mm | REF                       |
|----------------|----------|--------------|-----------|---------------------|-------------------------------|-------------------|---------------------------|
| Lazy Sweeper S | 1206     | 5            | 20        | 125 x 35            | 345                           | 200               | <a href="#">101SG5421</a> |
| Lazy Sweeper M | 1500     | 8            | 82        | 212 x 70            | 313                           | 280               | <a href="#">101SG5850</a> |
| Lazy Sweeper L | 1830     | 11           | 120       | 210 x 80            | 458                           | 280               | <a href="#">101SG5851</a> |

All replacement parts available.

SMARTSWEEP® FLOOR SWEEPER

*SmartSweep*®



Save a lot of time and work by using the SmartSweep



See the SmartSweep in action

- Mechanical sweeper: can be used on diesel, LPG and electric lift trucks
- Designed for in- and outdoor use (dry conditions)
- Collects dirt and rocks

**Technical information:**

- Sweeping width: 1524 mm
- Main brush width: 965 mm
- Main brush diameter: 305 mm
- Side brush diameter: 458 mm
- Waste collector capacity: 400 kg

- Waste collector content: 255 litres
- Pneumatic tyres: 136 x 464 mm
- Maximum fork dimensions: (W x T x L): 230 mm x 80 mm x length unrestricted
- Maximum fork spread measured over the forks: 510 mm
- Outside sweeper dimensions: (W x L x H): 1524 x 1749 x 936 mm
- Weight: 473 kg

**REF 101SG5424**



**REF 101SG5427**

You can also equip your SmartSweep with a bumper kit:

**REF 101SG5427**

This way you not only protect your SmartSweep but also your warehouse.

**The bumper kit consists of 3 bumpers:**

- 2 x REF 101SG5425
- 1 x REF 101SG5426

You can easily and quickly attach the bumpers by means of powerful magnets.



**REF 101SG5425**



**REF 101SG5426**

HYDRO SWEEPER



Your ideal partner for dust-free cleaning



**Properties:**


- Cylindrical brush fully enclosed: dust-free sweeping guaranteed
- Integrated main and side brush drive
- Main cylindrical brush (1550 mm sweeping width), pendulum suspension
- V-shaped cylindrical brush (better filling of the waste collector)
- All functions can be operated by 1 double-acting valve

**Technical information:**

- Width: 1550 mm
- Diameter side brush: 530 mm
- Weight: 390 kg
- Operating pressure: maximum 180 bar
- Oil flow: minimum 15 litres/minute

| Description               | REF                       |
|---------------------------|---------------------------|
| With waterjet system 12 V | <a href="#">101SG5428</a> |
| With waterjet system 24 V | <a href="#">101SG5429</a> |
| Without waterjet system   | <a href="#">101SG5852</a> |

The Hydro Sweeper is an attachment for your lift truck that you can use to clean your floor by means of a waterjet system. You can easily and quickly fit it onto most lift trucks. The bristles are also hydraulically driven and the waste collector is hydraulically emptied.



**Side brush**

- Folding
- Material: polypropylene
- Diameter: 600 mm



**3-dimensional floating suspension**

- Max fork section: 165 x 55 mm
- Min distance between the forks: 380 mm



**Water tank 200 l**  
5 waterjets

All replacement parts available.

MINI SWEEPER



**Active cleaning with this compact manual sweeper**

**Properties:**

- Easy to operate
- Collects various types of dust and debris: paper, stone, wood, glass, leaves ...
- Application areas: apartments, car parkings, fuel stations, industries, plants and township roads, warehouses ...
- The side brush thoroughly sweeps the dirt from corners and borders directly into the path of the wide cylindrical brush
- The dirt collector bin is easy to remove
- The position of the handle can be adjusted thanks to its ergonomic design
- Borders and stairs are not a problem thanks to the large wheels at the rear of the machine

**Technical information:**

- Sturdy, durable and lightweight
- Sweeping width (without/with side brush): 460/650 mm
- Sweeping capacity: 2600 m<sup>2</sup>/h
- Collector bin volume: 40 l
- Weight: 26 kg
- Width (without/with side brush): 725/785 mm
- Length (without/with side brush): 800/1000 mm
- Height (without/with handle): 400/1020 mm

**REF 101SG5867**

**Get started with the practical Mini Sweeper for small in- and outdoor areas.**

**All replacement parts available.**



MAXI SWEEPER



**Efficient cleaning with the Maxi sweeper for your Manitou telehandler**

**Properties:**

- Built-in hydraulic motor
- Based on a galvanised collector bin with a blade made of wear-resistant HB400 which easily scrapes off sticky soil
- High collection capacity
- Easy to empty by tipping the collector bin
- Height adjustment of the sweeper brush by means of 2 adjustable supports inside the collector bin
- Brush made of synthetic material or mixed synthetic/steel

**Technical information:**

**Type 1:**

Brush material: synthetic

| Brush sweeper | REF                       |
|---------------|---------------------------|
| 1800 mm       | <a href="#">101SG5430</a> |
| 2000 mm       | <a href="#">101SG5431</a> |
| 2200 mm       | <a href="#">101SG5432</a> |
| 2400 mm       | <a href="#">101SG5433</a> |
| 2600 mm       | <a href="#">101SG5434</a> |
| 2800 mm       | <a href="#">101SG5435</a> |

**Type 2:**

Brush material: mixed synthetic/steel

| Brush sweeper | REF                       |
|---------------|---------------------------|
| 1800 mm       | <a href="#">101SG5436</a> |
| 2000 mm       | <a href="#">101SG5437</a> |
| 2200 mm       | <a href="#">101SG5441</a> |
| 2400 mm       | <a href="#">101SG5438</a> |
| 2600 mm       | <a href="#">101SG5439</a> |
| 2800 mm       | <a href="#">101SG5440</a> |

**Efficient and quick solution for cleaning shop floors and large surfaces.**



All replacement parts available. We offer the Maxi Sweeper and all parts for other brands as well.

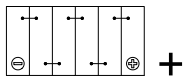
Please contact your sales team for more information.

## DEEP-CYCLE BATTERIES FOR SCRUBBERS & SWEEPERS

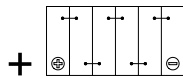


| Type                 | Capacity (20 h) Ah | Capacity (5 h) Ah | Length (X) x width (Y) x height (H) mm | Weight kg | Layout | Terminal type | Pro eye | REF                       |
|----------------------|--------------------|-------------------|--|-----------|--------|---------------|---------|---------------------------|
| <b>Voltage: 6 V</b>  |                    |                   |  |           |        |               |         |                           |
| GC2E-HD              | 205                | 170               | 260 x 179 x 278                        | 25,4      | 0      | DT            | no      | <a href="#">101SG4092</a> |
| GC2-HD               | 220                | 180               | 260 x 179 x 278                        | 27,2      | 0      | DT            | no      | <a href="#">101SG4093</a> |
| GC2C-HD              | 235                | 190               | 260 x 179 x 278                        | 28,6      | 0      | DT            | no      | <a href="#">101SG4094</a> |
| GD2B-HD              | 240                | 195               | 260 x 179 x 278                        | 30,8      | 0      | DT            | no      | <a href="#">101SG4095</a> |
| 6DCS195              | 240                | 195               | 245 x 191 x 273                        | 29,0      | 0      | 1             | no      | <a href="#">101SG4096</a> |
| GC2H-HD              | 260                | 215               | 260 x 183 x 295                        | 34,0      | 0      | DT            | no      | <a href="#">101SG4097</a> |
| S3H                  | 250                | 200               | 298 x 183 x 283                        | 33,1      | 0      | DT            | no      | <a href="#">101SG4098</a> |
| S3HH                 | 275                | 225               | 298 x 183 x 283                        | 34,5      | 0      | DT            | no      | <a href="#">101SG4099</a> |
| S4-HD                | 305                | 255               | 310 x 183 x 359                        | 40,8      | 0      | DT            | yes     | <a href="#">101SG4100</a> |
| S4H-HD               | 330                | 270               | 310 x 183 x 359                        | 42,2      | 0      | DT            | yes     | <a href="#">101SG4101</a> |
| S4HH-HD              | 350                | 290               | 310 x 183 x 359                        | 45,8      | 0      | DT            | yes     | <a href="#">101SG4102</a> |
| L16-HD               | 370                | 295               | 314 x 183 x 410                        | 46,0      | 0      | DT            | yes     | <a href="#">101SG4103</a> |
| L16H-HD              | 390                | 310               | 314 x 183 x 410                        | 52,2      | 0      | DT            | yes     | <a href="#">101SG4104</a> |
| L16HH-HD             | 430                | 340               | 314 x 183 x 410                        | 55,3      | 0      | DT            | yes     | <a href="#">101SG4105</a> |
| <b>Voltage: 8 V</b>  |                    |                   |  |           |        |               |         |                           |
| 8VGC                 | 165                | 140               | 262 x 179 x 275                        | 29,0      | 1      | S             | no      | <a href="#">101SG4106</a> |
| 8VGH                 | 190                | 155               | 262 x 179 x 275                        | 31,3      | 1      | S             | no      | <a href="#">101SG4107</a> |
| <b>Voltage: 12 V</b> |                    |                   |  |           |        |               |         |                           |
| M24DH                | 95                 | 75                | 278 x 171 x 238                        | 22,7      | 1      | DT            | no      | <a href="#">101SG4108</a> |
| M27D                 | 105                | 85                | 321 x 171 x 238                        | 23,6      | 1      | DT            | no      | <a href="#">101SG4109</a> |
| M27DH                | 115                | 95                | 321 x 171 x 238                        | 23,6      | 1      | DT            | no      | <a href="#">101SG4110</a> |
| 31H                  | 130                | 105               | 330 x 171 x 238                        | 30,4      | 1      | DT            | no      | <a href="#">101SG4111</a> |
| 12VGCE               | 150                | 123               | 328 x 179 x 267                        | 36,7      | 1      | DT            | no      | <a href="#">101SG4112</a> |
| 12VGC                | 155                | 125               | 328 x 179 x 267                        | 39,9      | 1      | DT            | no      | <a href="#">101SG4113</a> |
| SSW-HD               | 185                | 150               | 394 x 178 x 372                        | 48,5      | 0      | DT            | yes     | <a href="#">101SG4114</a> |
| SSWM-HD              | 195                | 160               | 394 x 178 x 372                        | 49,9      | 0      | DT            | yes     | <a href="#">101SG4115</a> |
| SSWH-HD              | 215                | 180               | 394 x 178 x 372                        | 54,4      | 0      | DT            | yes     | <a href="#">101SG4116</a> |

### Layout

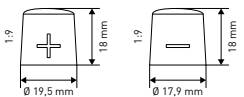


0 (+RL)

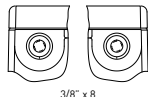


1 (+LL)

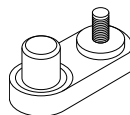
### Terminal type



1 (DIN)



S 21 (side term FT)



DT

SB/SBE/SBX CONNECTORS



Nice to know

- Single piece housings of impact-resistant polycarbonate offer both high physical strength and superior dielectric properties
- Silver-plated solid copper contacts offer low resistance for superior conductivity
- Self-cleaning contact design resists arcing by keeping conductive surfaces clean and free of corrosion
- Contacts have flared and heat-treated barrels which readily accept fine stranded wire and allow easy, quality crimping
- Integral stainless steel springs maintain constant pressure on the contact to guarantee a consistent, low-resistance connection
- Neutral (male = female)

Voltage color code:

- Mechanical keys molded in connectors will engage only with connectors of the same color
- This color code given for various voltages is only a suggestion

| Color  | Suggested voltage |
|--------|-------------------|
| Yellow | 12 VDC            |
| Orange | 18 VDC            |
| Red    | 24 VDC            |
| Grey   | 36 VDC            |
| Blue   | 48 VDC            |

| Color  | Suggested voltage |
|--------|-------------------|
| Green  | 72 VDC            |
| Black  | 80 VDC            |
| Brown  | 96 VDC            |
| Purple | 120 VDC           |

BATTERY CONNECTOR CHART

| Type   | Wire size |                       |                          | REF         | REF         | REF       | REF       | REF       | REF        | REF        | REF        | REF          |
|--------|-----------|-----------------------|--------------------------|-------------|-------------|-----------|-----------|-----------|------------|------------|------------|--------------|
|        | AWG       | Exact mm <sup>2</sup> | European mm <sup>2</sup> | Yellow 12 V | Orange 18 V | Red 24 V  | Grey 36 V | Blue 48 V | Green 72 V | Black 80 V | Brown 96 V | Purple 120 V |
| SB50   | #6        | 13,3                  | 16                       | 101SG4117   | 101SG4134   | 101SG4151 | 101SG4172 | 101SG4192 | 101SG4212  | 101SG4226  |            |              |
|        | #10/12    | 5,3/3,3               | 6/4                      | 101SG4118   | 101SG4135   | 101SG4152 | 101SG4173 | 101SG4193 | 101SG4213  | 101SG4227  |            |              |
| SB120  | #2        | 33,6                  | 35                       |             |             | 101SG4153 | 101SG4174 | 101SG4194 |            |            |            |              |
|        | #4        | 21,1                  | 25                       |             |             | 101SG4154 | 101SG4175 | 101SG4195 |            |            |            |              |
|        | #6        | 13,3                  | 16                       |             |             | 101SG4155 | 101SG4176 | 101SG4196 |            |            |            |              |
| SB175  | 1/0       | 53,5                  | 50                       | 101SG4119   | 101SG4136   | 101SG4156 | 101SG4177 | 101SG4197 |            |            |            |              |
|        | #2        | 33,6                  | 35                       | 101SG4120   | 101SG4137   | 101SG4157 | 101SG4178 | 101SG4198 |            |            |            |              |
|        | #4        | 21,1                  | 25                       | 101SG4121   | 101SG4138   | 101SG4158 | 101SG4179 | 101SG4199 |            |            |            |              |
| SB350  | 2/0       | 67,4                  | 70                       | 101SG4122   | 101SG4139   | 101SG4159 | 101SG4180 | 101SG4200 | 101SG4214  |            |            |              |
|        | 3/0       | 85,0                  |                          | 101SG4123   | 101SG4140   | 101SG4160 | 101SG4181 | 101SG4201 | 101SG4215  |            |            |              |
|        | 4/0       | 107,2                 |                          | 101SG4124   | 101SG4141   | 101SG4161 | 101SG4182 | 101SG4202 | 101SG4216  |            |            |              |
| SBE80  | #6        | 13,3                  | 16                       |             |             | 101SG4162 |           |           |            |            |            |              |
| SBE160 | 1/0       | 53,5                  | 50                       | 101SG4125   | 101SG4142   | 101SG4163 | 101SG4183 | 101SG4203 | 101SG4217  | 101SG4228  |            |              |
|        | #2        | 33,6                  | 35                       | 101SG4126   | 101SG4143   | 101SG4164 | 101SG4184 | 101SG4204 | 101SG4218  | 101SG4229  |            |              |
| SBE320 | 2/0       | 67,4                  | 70                       | 101SG4127   | 101SG4144   | 101SG4165 | 101SG4185 | 101SG4205 | 101SG4219  | 101SG4230  | 101SG4235  | 101SG4237    |
|        |           |                       | 50                       | 101SG4128   | 101SG4145   | 101SG4166 | 101SG4186 | 101SG4206 | 101SG4220  | 101SG4231  | 101SG4236  | 101SG4238    |
| SBX175 | 1/0       | 53,5                  | 50                       | 101SG4129   | 101SG4146   | 101SG4167 | 101SG4187 | 101SG4207 | 101SG4221  |            |            |              |
|        |           |                       | 35                       | 101SG4130   | 101SG4147   | 101SG4168 | 101SG4188 | 101SG4208 | 101SG4222  |            |            |              |
| SBX350 | 2/0       | 67,4                  | 70                       | 101SG4131   | 101SG4148   | 101SG4169 | 101SG4189 | 101SG4209 | 101SG4223  | 101SG4232  |            |              |
|        | 3/0       | 85,0                  |                          | 101SG4132   | 101SG4149   | 101SG4170 | 101SG4190 | 101SG4210 | 101SG4224  | 101SG4233  |            |              |
|        | 4/0       | 107,2                 |                          | 101SG4133   | 101SG4150   | 101SG4171 | 101SG4191 | 101SG4211 | 101SG4225  | 101SG4234  |            |              |



HIGH-FREQUENCY CHARGERS



**Why choose a HF charger?**

- Maximum energy saving
- Longer total battery life
- Greater total cycle life
- Reduced battery heating
- Reduced charging times
- Lower water consumption
- Reduced labour and need for water
- Optimised charge curves
- Thermal compensation
- Superior safety and self-protection
- Minimised weight and size

**General information:**

- Operating temperature: -20 °C to 50 °C
- Output short circuit protection
- Reverse polarity protection
- Audible alarm system
- Automatic thermal compensation

**HF battery chargers feature state-of-the-art HF technology:**

- Coated printed circuit boards
- Metal case and self-extinguishing ABS
- Weight and size are minimised
- Adaptable to every use and very flexible
- All HF battery chargers are microprocessor-controlled and internally protected against overload, short circuit, incorrect battery connection and transient voltages
- Thanks to internal selector switches, the chargers can be adjusted to a wide range of battery capacities
- HF battery chargers operate at 85-90% efficiency, resulting in a maximum saving of electric power cost
- With the thermal sensor option, the charger's output electronically compensates the gasification voltage according to the battery temperature
- CE-certified (in conformity with EC directive 89/336/EEC regarding electromagnetic compatibility)

**18-months warranty on all charger parts!  
We stock over 90% of charger spare parts.**

**Energy saving calculator:  
[www.energicplus.com/en/efficiency-calculator](http://www.energicplus.com/en/efficiency-calculator)**

## HIGH-FREQUENCY CHARGERS



**UBC**

- Size: 230 x 110 x 65 mm
- Weight: 850 g
- Single-phase 230 VAC input



**BC1**

- Size: 285 x 105 x 75 mm
- Weight: 1,5 kg
- Single-phase 230 VAC input



**NG1**

- Size: 300 x 160 x 80 mm
- Weight: 2,2 kg
- Single-phase 230 VAC input



**NG3**

- Size: 425 x 215 x 90 mm
- Weight: 5,5 kg
- Single-phase 230 VAC input



**NG5/7/9**

- Size: 520 x 260 x 100 mm
- Weight: 9 kg
- Three-phase 400 VAC input



**NGTOP**

- Size: 610 x 490 x 290 mm
- Weight: 30 kg
- Three-phase 400 VAC input

## HIGH-FREQUENCY CHARGERS

| I1<br>A     | IMAX<br>A | Net input<br>current<br>A | Model | Type   | Input<br>voltage<br>VAC | Charging times |              |               | REF<br>For lead acid<br>and gel/AGM |
|-------------|-----------|---------------------------|-------|--------|-------------------------|----------------|--------------|---------------|-------------------------------------|
|             |           |                           |       |        |                         | 7-8,5 h<br>Ah  | 9-11 h<br>Ah | 12-13 h<br>Ah |                                     |
| <b>12 V</b> |           |                           |       |        |                         |                |              |               |                                     |
| 15          | 18        | 2                         | UBC   | 12 18  | 230                     | 70-95          | 120          |               | <a href="#">101SG4289*</a>          |
| 30          | 36        | 3                         | BC1   | 12 35  | 230                     | 145            | 190          | 240           | <a href="#">101SG4290*</a>          |
| 50          | 60        | 5                         | NG1   | 12 60  | 230                     | 240-360        | 400-480      | 520-560       | <a href="#">101SG4291</a>           |
| <b>24 V</b> |           |                           |       |        |                         |                |              |               |                                     |
| 12,5        | 15        | 3                         | UBC   | 24 15  | 230                     | 80             | 100          | 125           | <a href="#">101SG4292*</a>          |
| 25          | 30        | 5                         | BC1   | 24 30  | 230                     | 200            | 250          | 300           | <a href="#">101SG4293*</a>          |
| 30          | 36        | 7                         | NG1   | 24 35  | 230                     | 145-215        | 240-290      | 310-335       | <a href="#">101SG4294</a>           |
| 37,5        | 45        | 8                         | NG1   | 24 45  | 230                     | 180-270        | 300-360      | 390-420       | <a href="#">101SG4295</a>           |
| 50          | 60        | 11                        | NG3   | 24 60  | 230                     | 240-360        | 400-480      | 520-560       | <a href="#">101SG4296</a>           |
| 70          | 84        | 15                        | NG3   | 24 85  | 230                     | 335-505        | 560-670      | 730-785       | <a href="#">101SG4297</a>           |
| 80          | 96        | 17**                      | NG3   | 24 95  | 230                     | 385-575        | 640-770      | 830-895       | <a href="#">101SG4298</a>           |
| 100         | 100       | 22**                      | NG3   | 24 100 | 230                     | 480-720        | 800-960      | 1040-1120     | <a href="#">101SG4299</a>           |
| 100         | 120       | 7                         | NG5   | 24 120 | 400                     | 480-720        | 800-960      | 1040-1120     | <a href="#">101SG4300</a>           |
| 120         | 144       | 8                         | NG9   | 24 145 | 400                     | 575-865        | 960-1150     | 1250-1345     | <a href="#">101SG4301</a>           |
| 200         | 200       | 14                        | NG9+  | 24 200 | 400                     | 960-1440       | 1600-1920    | 2080-2240     | <a href="#">101SG4302</a>           |
| <b>36 V</b> |           |                           |       |        |                         |                |              |               |                                     |
| 20          | 24        | 6                         | NG1   | 36 25  | 230                     | 95-145         | 160-190      | 210-225       | <a href="#">101SG4303</a>           |
| 50          | 60        | 16**                      | NG3   | 36 60  | 230                     | 240-360        | 400-480      | 520-560       | <a href="#">101SG4304</a>           |
| 60          | 72        | 19**                      | NG3   | 36 70  | 230                     | 290-430        | 480-575      | 625-670       | <a href="#">101SG4305</a>           |
| 100         | 120       | 10                        | NG5   | 36 120 | 400                     | 480-720        | 800-960      | 1040-1120     | <a href="#">101SG4306</a>           |
| 120         | 144       | 12                        | NG9   | 36 145 | 400                     | 575-865        | 960-1150     | 1250-1345     | <a href="#">101SG4307</a>           |
| 200         | 200       | 17                        | NGTOP | 36 200 | 400                     | 960-1440       | 1600-1920    | 2080-2240     | <a href="#">101SG4308</a>           |
| <b>48 V</b> |           |                           |       |        |                         |                |              |               |                                     |
| 18          | 21,6      | 6                         | NG1   | 48 22  | 230                     | 85-130         | 145-175      | 185-200       | <a href="#">101SG4309</a>           |
| 36          | 43,2      | 16**                      | NG3   | 48 45  | 230                     | 175-260        | 290-345      | 375-405       | <a href="#">101SG4310</a>           |
| 50          | 60        | 22**                      | NG3   | 48 60  | 230                     | 240-360        | 400-480      | 520-560       | <a href="#">101SG4311</a>           |
| 80          | 96        | 11                        | NG5   | 48 95  | 400                     | 385-575        | 640-770      | 830-895       | <a href="#">101SG4312</a>           |
| 100         | 120       | 14                        | NG7   | 48 120 | 400                     | 480-720        | 800-960      | 1040-1120     | <a href="#">101SG4313</a>           |
| 120         | 144       | 16                        | NG9   | 48 145 | 400                     | 575-865        | 960-1150     | 1250-1345     | <a href="#">101SG4314</a>           |
| 135         | 162       | 18                        | NG9+  | 48 160 | 400                     | 650-970        | 1080-1295    | 1405-1510     | <a href="#">101SG4315</a>           |
| 170         | 170       | 23                        | NGTOP | 48 170 | 400                     | 815-1225       | 1360-1630    | 1770-1905     | <a href="#">101SG4316</a>           |
| <b>72 V</b> |           |                           |       |        |                         |                |              |               |                                     |
| 10          | 12        | 6                         | NG1   | 72 12  | 230                     | 50-70          | 80-95        | 105-110       | <a href="#">101SG4317</a>           |
| 22          | 26,4      | 14                        | NG3   | 72 25  | 230                     | 105-160        | 175-210      | 230-245       | <a href="#">101SG4318</a>           |
| 30          | 36        | 19**                      | NG3   | 72 35  | 230                     | 145-215        | 240-290      | 310-335       | <a href="#">101SG4319</a>           |
| 55          | 66        | 11                        | NG5   | 72 65  | 400                     | 265-395        | 440-530      | 570-615       | <a href="#">101SG4320</a>           |
| 70          | 84        | 14                        | NG7   | 72 85  | 400                     | 335-505        | 560-670      | 730-785       | <a href="#">101SG4321</a>           |
| 90          | 108       | 18                        | NG9   | 72 110 | 400                     | 430-650        | 720-865      | 935-1010      | <a href="#">101SG4322</a>           |
| <b>80 V</b> |           |                           |       |        |                         |                |              |               |                                     |
| 22          | 26,4      | 16**                      | NG3   | 80 25  | 230                     | 105-160        | 175-210      | 230-245       | <a href="#">101SG4323</a>           |
| 27          | 32,4      | 19**                      | NG3   | 80 30  | 230                     | 130-195        | 215-260      | 280-300       | <a href="#">101SG4324</a>           |
| 50          | 60        | 11                        | NG5   | 80 60  | 400                     | 240-360        | 400-480      | 520-560       | <a href="#">101SG4325</a>           |
| 62,5        | 75        | 14                        | NG7   | 80 75  | 400                     | 300-450        | 500-600      | 650-700       | <a href="#">101SG4326</a>           |
| 80          | 96        | 18                        | NG9   | 80 100 | 400                     | 385-575        | 640-770      | 830-895       | <a href="#">101SG4327</a>           |
| 125         | 150       | 28                        | NGTOP | 80 150 | 400                     | 600-900        | 1000-1200    | 1300-1400     | <a href="#">101SG4328</a>           |

\* Only lead-acid, gel/AGM on demand

\*\* Attention: current consumption  $\geq$  16 A

- NG1 range is equipped with output cable and Schuko plug
- NG3 range is equipped with output cable
- NG9 range over 135 A is equipped with output cable 50 mm<sup>2</sup> size
- NG3, 24 V 100 A NP9 plus 24 V 200 A and NG9 top 48 V 170 A cannot work with a WUIA curve

HIGH-FREQUENCY CHARGERS WITH PRE-INSTALLED AIR PUMP KIT



**20% FASTER CHARGE WITH AIR-PUMP**

Only for acid batteries

| Output current<br>A | Type         | Input voltage<br>V | Battery capacity<br>Ah | REF                       |
|---------------------|--------------|--------------------|------------------------|---------------------------|
| <b>24 V MONO</b>    |              |                    |                        |                           |
| 35                  | NG1 24/35    | 230 MONO           | 120-300                | <a href="#">101SG4327</a> |
| 60                  | NG3 24/60    | 230 MONO           | 200-500                | <a href="#">101SG4329</a> |
| 95                  | NG3 24/95    | 230 MONO           | 320-800                | <a href="#">101SG4330</a> |
| <b>36 V MONO</b>    |              |                    |                        |                           |
| 70                  | NG3 36/70    | 230 MONO           | 240-600                | <a href="#">101SG4331</a> |
| <b>48 V MONO</b>    |              |                    |                        |                           |
| 60                  | NG3 48/60    | 230 MONO           | 200-500                | <a href="#">101SG4332</a> |
| <b>24 V TRI</b>     |              |                    |                        |                           |
| 100                 | NG5 24/100   | 400 TRI            | 400-1000               | <a href="#">101SG4333</a> |
| 120                 | NG9 24/120   | 400 TRI            | 480-1200               | <a href="#">101SG4334</a> |
| 200                 | NGTOP 24/200 | 400 TRI            | 800-2000               | <a href="#">101SG4335</a> |
| <b>36 V TRI</b>     |              |                    |                        |                           |
| 100                 | NG5 36/100   | 400 TRI            | 400-1000               | <a href="#">101SG4336</a> |
| <b>48 V TRI</b>     |              |                    |                        |                           |
| 95                  | NG5 48/95    | 400 TRI            | 320-800                | <a href="#">101SG4337</a> |
| 100                 | NG7 48/100   | 400 TRI            | 400-1000               | <a href="#">101SG4338</a> |
| 120                 | NG9 48/120   | 400 TRI            | 480-1200               | <a href="#">101SG4339</a> |
| 170                 | NGTOP 48/170 | 400 TRI            | 700-1600               | <a href="#">101SG4340</a> |
| <b>80 V TRI</b>     |              |                    |                        |                           |
| 100                 | NG9 80/100   | 400 TRI            | 320-800                | <a href="#">101SG4341</a> |
| 150                 | NGTOP 80/150 | 400 TRI            | 600-1250               | <a href="#">101SG4342</a> |

**ADAPTION KIT TRACTION BATTERIES**

REF [101SG5838](#) - 24 V

REF [101SG5839](#) - 36 V

REF [101SG5840](#) - 48 V

REF [101SG5841](#) - 80 V

HF MULTIVOLTAGE BATTERY CHARGER



This High Frequency Multivoltage battery charger with CAN BUS is a fully digital device with a double function: constant current generator and battery charger, with CAN BUS interface. Versatility, efficiency and on-the-spot service are its fundamental strengths, combined with the innovative features of CAN BUS chargers: the "flash" microprocessor enables a high calculation power and huge storage capacity, the regulation of all charging features with only one button and the possibility to view historical data concerning previous charge cycles.

**AS CURRENT GENERATOR:** allows recovery of sulphated or completely discharged batteries.

Using MODE button, a constant current charge can be sustained for a long period of time, achieving desulphation of batteries.

**AS BATTERY CHARGER:** allows the recharging of batteries from 2 to 96 V nominal, with adjustable current from 0 to 50 A, and selectable time from 1 to 100 hours.

- Charger weighs only 9 kg and is easy to move.
- This unit can be used for on-site assistance, providing improved charging of any battery or replacement of any old charger that may have failed.

REF [101SG4343](#)

| I1<br>A | IMAX<br>A | Mains<br>A | Type    | Battery<br>voltage<br>V | VAC | Charging times |               |               |
|---------|-----------|------------|---------|-------------------------|-----|----------------|---------------|---------------|
|         |           |            |         |                         |     | 10 h<br>Ah     | 11-12 h<br>Ah | 13-18 h<br>Ah |
| 50      | 50        | 1-15       | 2-96 50 | 2-96                    | 400 | 50-400         | 450-520       | 560-950       |

ACCESSORIES FOR HF CHARGERS



**SUPPORT**  
Except BC1, UBC and IGBT

REF [101SG4344](#)



**PLASTIC ROTARY HANDLE**  
Diameter: 67 mm

REF [101SG4346](#)



**INTERLOCK SECURITY**

- Automatically stops the truck when main voltage is present
- For BC1, NG1 and NG3

REF [101SG4345](#)



**SWITCH**

- 40 A
- 690 V – 50 Hz
- Dimensions: 65 x 55 x 53 mm

REF [101SG4347](#)

ACCESSORIES FOR HF CHARGERS



**THERMAL SENSOR**

- Thermal sensor for automatic compensation
- Adjusts the battery voltage in relation to the ambient or battery temperature (except BC1, UBC and IGBT)
- Length: 5 m

REF [101SG4348](#)



**INDICATOR**

Shows the charging phase for on-board chargers

REF [101SG4349](#) – Remote indicator, 2,5 m  
For UBC/BC 1  
(fixing hole Ø 22 mm)

REF [101SG4350](#) – Remote indicator, 2 m  
For NG1/NG3/NG5/NG7/NG9  
(fixing hole Ø 22 mm)

REF [100SG5777](#) – Remote indicator, 4 m  
For NG1/NG3/NG5/NG7/NG9  
(fixing hole Ø 22 mm)



**KIT LED EXTENSION**

- Displays the charging phase of the battery charger (fixing hole Ø 14 mm)
- For UBC/BC1

REF [101SG4351](#) – 500 mm

REF [101SG4352](#) – 1 m

REF [101SG4353](#) – 2,5 m

REF [101SG4354](#) – 4 m



**KIT LED EXTENSION**

- Displays the charging phase of the battery charger (fixing hole Ø 14 mm)
- For NG1/NG3/NG5/NG7/NG9

REF [101SG4355](#) – 3 m




## BUILT-IN CHARGERS



| Voltage V                   | Amp A | IP   | Used for            | Capacity range Ah | REF                       |
|-----------------------------|-------|------|---------------------|-------------------|---------------------------|
| <b>Used on COMAC, FIMAP</b> |       |      |                     |                   |                           |
| 12                          | 8     | IP30 | lead-acid, gel, AGM | 50-85             | <a href="#">101SG4356</a> |
| 24                          | 5     | IP30 | lead-acid, gel, AGM | 25-50             | <a href="#">101SG4357</a> |
| 24                          | 11    | IP30 | lead-acid, gel, AGM | 70-120            | <a href="#">101SG4358</a> |
| 24                          | 15    | IP30 | lead-acid, gel, AGM | 100-160           | <a href="#">101SG4359</a> |



| Voltage V             | Amp A | IP   | Used for  | Capacity range Ah | REF                       |
|-----------------------|-------|------|-----------|-------------------|---------------------------|
| <b>Used on PRAMAC</b> |       |      |           |                   |                           |
| 12                    | 6     | IP30 | lead-acid | 40-70             | <a href="#">101SG4360</a> |
| 12                    | 10    | IP30 | lead-acid | 60-100            | <a href="#">101SG4361</a> |
| 24                    | 11,5  | IP30 | lead-acid | 80-118            | <a href="#">101SG4362</a> |



| Fig                    | Voltage V | Amp A | IP   | Used for | Capacity range Ah | REF                       |
|------------------------|-----------|-------|------|----------|-------------------|---------------------------|
| <b>Used on TENNANT</b> |           |       |      |          |                   |                           |
| 1                      | 24        | 13    | IP55 | gel, AGM | 95-165            | <a href="#">101SG4363</a> |
| 2                      | 24        | 20    | IP66 | gel, AGM | 160-260           | <a href="#">101SG4364</a> |



## STANDARD BUILT-IN CHARGERS

### Key features:

- Possibility to change the charging curve by means of a DIP switch, choosing from 16 standard preprogrammed curves for lead-acid, gel and AGM batteries. Any other curve is available on request
- High-frequency system with advanced technology
- Efficiency > 85%
- Charging process fully controlled by microprocessor
- Visualisation on a lit display: the charging current, the battery voltage, the charging time, the charge supplied in Ah and the energy absorbed in kWh
- Protection with an output relay against polarity inversions, short circuits, overvoltages or anomalies
- Compensation of the voltage drop on the connecting cables to the battery
- IP30



- CE/UL approved
- Dimensions: 134,5 x 241 x 80 mm

| Range     | Profile   | Capacity range | REF                       |
|-----------|-----------|----------------|---------------------------|
| 12 V 4 A  | lead-acid | 30-50 Ah       | <a href="#">101SG4365</a> |
| 12 V 4 A  | gel       | 30-50 Ah       | <a href="#">101SG4366</a> |
| 12 V 8 A  | lead-acid | 60-105 Ah      | <a href="#">101SG4367</a> |
| 12 V 8 A  | gel       | 60-105 Ah      | <a href="#">101SG4368</a> |
| 12 V 10 A | lead-acid | 70-130 Ah      | <a href="#">101SG4369</a> |
| 12 V 10 A | gel       | 70-130 Ah      | <a href="#">101SG4370</a> |
| 12 V 12 A | lead-acid | 120-157 Ah     | <a href="#">101SG4371</a> |
| 12 V 12 A | gel       | 120-157 Ah     | <a href="#">101SG4372</a> |
| 24 V 4 A  | lead-acid | 30-50 Ah       | <a href="#">101SG4373</a> |
| 24 V 4 A  | gel       | 30-50 Ah       | <a href="#">101SG4374</a> |
| 24 V 8 A  | lead-acid | 60-105 Ah      | <a href="#">101SG4375</a> |
| 24 V 8 A  | gel       | 60-105 Ah      | <a href="#">101SG4376</a> |
| 24 V 10 A | lead-acid | 70-130 Ah      | <a href="#">101SG4377</a> |
| 24 V 10 A | gel       | 70-130 Ah      | <a href="#">101SG4378</a> |
| 24 V 12 A | lead-acid | 120-157 Ah     | <a href="#">101SG4379</a> |
| 24 V 12 A | gel       | 120-157 Ah     | <a href="#">101SG4380</a> |



- CE approved
- Dimensions: 154 x 268 x 100 mm

| Range     | Profile   | Capacity range | REF                       |
|-----------|-----------|----------------|---------------------------|
| 12 V 8 A  | lead-acid | 60-105 Ah      | <a href="#">101SG4381</a> |
| 12 V 8 A  | gel       | 60-105 Ah      | <a href="#">101SG4382</a> |
| 12 V 10 A | lead-acid | 70-130 Ah      | <a href="#">101SG4383</a> |
| 12 V 10 A | gel       | 70-130 Ah      | <a href="#">101SG4384</a> |
| 12 V 12 A | lead-acid | 120-157 Ah     | <a href="#">101SG4385</a> |
| 12 V 12 A | gel       | 120-157 Ah     | <a href="#">101SG4386</a> |
| 12 V 14 A | lead-acid | 120-170 Ah     | <a href="#">101SG4387</a> |
| 12 V 14 A | gel       | 120-170 Ah     | <a href="#">101SG4388</a> |
| 12 V 16 A | lead-acid | 150-200 Ah     | <a href="#">101SG4389</a> |
| 12 V 16 A | gel       | 150-200 Ah     | <a href="#">101SG4390</a> |
| 24 V 8 A  | lead-acid | 60-105 Ah      | <a href="#">101SG4391</a> |
| 24 V 8 A  | gel       | 60-105 Ah      | <a href="#">101SG4392</a> |
| 24 V 10 A | lead-acid | 70-130 Ah      | <a href="#">101SG4393</a> |
| 24 V 10 A | gel       | 70-130 Ah      | <a href="#">101SG4394</a> |
| 24 V 12 A | lead-acid | 120-157 Ah     | <a href="#">101SG4395</a> |
| 24 V 12 A | gel       | 120-157 Ah     | <a href="#">101SG4396</a> |
| 24 V 14 A | lead-acid | 120-170 Ah     | <a href="#">101SG4397</a> |
| 24 V 14 A | gel       | 120-170 Ah     | <a href="#">101SG4398</a> |
| 24 V 16 A | lead-acid | 150-200 Ah     | <a href="#">101SG4399</a> |
| 24 V 16 A | gel       | 150-200 Ah     | <a href="#">101SG4400</a> |

**BUILT-IN CHARGERS**

**Key features:**

- Possibility to change the charging curve by means of DIP switches, choosing from 16 standard preprogrammed curves for lead-acid, gel and AGM batteries. Any other curve is available on request for all types of batteries (Li-ion and Li-po included)
- High-frequency system with advanced technology
- Efficiency > 90%
- Charging process fully controlled by microprocessor
- Visualisation on a lit display: the charging current, the battery voltage, the charging time, the charge supplied in Ah and the energy absorbed in kWh
- Compensation of the voltage drop on the connecting cables to the battery
- Protection against polarity inversions, short circuits, over-voltages or anomalies
- Equipped with NC (normally closed) relay for safety interlock connections (available only for on-board installation)
- Ingress Protection Rating IP30 with forced ventilation
- Remote 3-LED (red, yellow and green)
- The information relevant to the last 30 charging cycles (the duration of the charging cycle, the Ah's delivered by the battery, the voltage at the end of the charging process and the possible error messages) can be downloaded in an Excel file by means of a cable and specific software, which are available as an option



| Range     | Profile   | Capacity range | REF                       |
|-----------|-----------|----------------|---------------------------|
| 12 V 15 A | lead-acid | 130-185 Ah     | <a href="#">101SG4401</a> |
| 12 V 15 A | gel       | 130-185 Ah     | <a href="#">101SG4402</a> |
| 12 V 20 A | lead-acid | 150-240 Ah     | <a href="#">101SG4403</a> |
| 12 V 20 A | gel       | 150-240 Ah     | <a href="#">101SG4404</a> |
| 12 V 25 A | lead-acid | 220-315 Ah     | <a href="#">101SG4405</a> |
| 12 V 25 A | gel       | 220-315 Ah     | <a href="#">101SG4406</a> |
| 12 V 30 A | lead-acid | 245-350 Ah     | <a href="#">101SG4407</a> |
| 12 V 30 A | gel       | 245-350 Ah     | <a href="#">101SG4408</a> |
| 24 V 15 A | lead-acid | 130-185 Ah     | <a href="#">101SG4409</a> |
| 24 V 15 A | gel       | 130-185 Ah     | <a href="#">101SG4410</a> |
| 24 V 20 A | lead-acid | 150-240 Ah     | <a href="#">101SG4411</a> |
| 24 V 20 A | gel       | 150-240 Ah     | <a href="#">101SG4412</a> |
| 24 V 25 A | lead-acid | 220-315 Ah     | <a href="#">101SG4413</a> |
| 24 V 25 A | gel       | 220-315 Ah     | <a href="#">101SG4414</a> |
| 24 V 30 A | lead-acid | 245-350 Ah     | <a href="#">101SG4415</a> |
| 24 V 30 A | gel       | 245-350 Ah     | <a href="#">101SG4416</a> |
| 36 V 15 A | lead-acid | 130-185 Ah     | <a href="#">101SG4417</a> |
| 36 V 15 A | gel       | 130-185 Ah     | <a href="#">101SG4418</a> |
| 36 V 20 A | lead-acid | 150-240 Ah     | <a href="#">101SG4419</a> |
| 36 V 20 A | gel       | 150-240 Ah     | <a href="#">101SG4420</a> |
| 36 V 25 A | lead-acid | 220-315 Ah     | <a href="#">101SG4421</a> |
| 36 V 25 A | gel       | 220-315 Ah     | <a href="#">101SG4422</a> |
| 48 V 15 A | lead-acid | 130-185 Ah     | <a href="#">101SG4423</a> |
| 48 V 15 A | gel       | 130-185 Ah     | <a href="#">101SG4424</a> |
| 48 V 20 A | lead-acid | 150-240 Ah     | <a href="#">101SG4425</a> |
| 48 V 20 A | gel       | 150-240 Ah     | <a href="#">101SG4426</a> |

Dimensions: 180 x 310 x100 mm

BUILT-IN CHARGERS



- XP version = Extra power
- Dimensions: 180 x 310 x 100 mm

| Range     | Profile   | Capacity range | REF                       |
|-----------|-----------|----------------|---------------------------|
| 12 V 35 A | gel       | 305-390 Ah     | <a href="#">101SG4428</a> |
| 12 V 40 A | lead-acid | 360-440 Ah     | <a href="#">101SG4429</a> |
| 12 V 40 A | gel       | 360-440 Ah     | <a href="#">101SG4430</a> |
| 24 V 25 A | lead-acid | 220-315 Ah     | <a href="#">101SG4431</a> |
| 24 V 25 A | gel       | 220-315 Ah     | <a href="#">101SG4432</a> |
| 24 V 30 A | lead-acid | 245-350 Ah     | <a href="#">101SG4433</a> |
| 24 V 30 A | gel       | 245-350 Ah     | <a href="#">101SG4434</a> |
| 24 V 35 A | lead-acid | 305-390 Ah     | <a href="#">101SG4435</a> |
| 24 V 35 A | gel       | 305-390 Ah     | <a href="#">101SG4436</a> |
| 24 V 40 A | lead-acid | 360-440 Ah     | <a href="#">101SG4437</a> |
| 24 V 40 A | gel       | 360-440 Ah     | <a href="#">101SG4438</a> |
| 36 V 25 A | lead-acid | 220-315 Ah     | <a href="#">101SG4439</a> |
| 36 V 25 A | gel       | 220-315 Ah     | <a href="#">101SG4440</a> |
| 36 V 30 A | lead-acid | 245-350 Ah     | <a href="#">101SG4441</a> |
| 36 V 30 A | gel       | 245-350 Ah     | <a href="#">101SG4442</a> |
| 48 V 22 A | lead-acid | 165-265 Ah     | <a href="#">101SG4443</a> |
| 48 V 22 A | gel       | 165-265 Ah     | <a href="#">101SG4444</a> |



Dimensions: 320 x 270 x 160 mm

|           |           |            |                           |
|-----------|-----------|------------|---------------------------|
| 12 V 40 A | lead-acid | 335-450 Ah | <a href="#">101SG4445</a> |
| 12 V 40 A | gel       | 335-450 Ah | <a href="#">101SG4446</a> |
| 12 V 50 A | lead-acid | 420-540 Ah | <a href="#">101SG4447</a> |
| 12 V 50 A | gel       | 420-540 Ah | <a href="#">101SG4448</a> |
| 12 V 60 A | lead-acid | 560-650 Ah | <a href="#">101SG4449</a> |
| 12 V 60 A | gel       | 560-650 Ah | <a href="#">101SG4450</a> |
| 24 V 40 A | lead-acid | 335-450 Ah | <a href="#">101SG4451</a> |
| 24 V 40 A | gel       | 335-450 Ah | <a href="#">101SG4452</a> |
| 24 V 50 A | lead-acid | 420-540 Ah | <a href="#">101SG4453</a> |
| 24 V 50 A | gel       | 420-540 Ah | <a href="#">101SG4454</a> |
| 24 V 60 A | lead-acid | 560-650 Ah | <a href="#">101SG4455</a> |
| 24 V 60 A | gel       | 560-650 Ah | <a href="#">101SG4456</a> |
| 24 V 65 A | lead-acid | 650-720 Ah | <a href="#">101SG4457</a> |
| 24 V 65 A | gel       | 650-720 Ah | <a href="#">101SG4458</a> |
| 36 V 35 A | lead-acid | 310-390 Ah | <a href="#">101SG4459</a> |
| 36 V 35 A | gel       | 310-390 Ah | <a href="#">101SG4460</a> |
| 36 V 40 A | lead-acid | 335-450 Ah | <a href="#">101SG4461</a> |
| 36 V 40 A | gel       | 335-450 Ah | <a href="#">101SG4462</a> |
| 36 V 50 A | lead-acid | 420-540 Ah | <a href="#">101SG4463</a> |
| 36 V 50 A | gel       | 420-540 Ah | <a href="#">101SG4464</a> |
| 36 V 53 A | lead-acid | 540-600 Ah | <a href="#">101SG4465</a> |
| 36 V 53 A | gel       | 540-600 Ah | <a href="#">101SG4466</a> |
| 48 V 40 A | lead-acid | 335-450 Ah | <a href="#">101SG4467</a> |
| 48 V 40 A | gel       | 335-450 Ah | <a href="#">101SG4468</a> |
| 48 V 43 A | lead-acid | 360-500 Ah | <a href="#">101SG4469</a> |

BATTERY REGENERATOR



Speaking about battery maintenance, diagnostics and regeneration, we find that this is somewhat of a complicated subject for many people. If you want to properly analyse and maintain your batteries and if necessary, restore their capacity, it consumes a lot of time. Various questions arise: is this even possible? Doesn't this take up too much time and isn't this too labour intensive? Don't we need specialised battery engineers for that? Does it even work?

Our answer is YES, the REPLUS technology is the most professional and easy-to-use piece of equipment available on today's market! It's fast, accurate, efficient, practically effortless and it provides fully detailed reports on the battery condition, before and after + analysis of the battery; even down to cell level!

**The Energetic Plus battery regenerator is a proven technology, which we have sold in more than 75 countries and which is used by more than 1000 customers.**

**The Energetic Replus battery regenerator** ensures a quick regeneration and expands the life span of the batteries significantly. This process is fully automatic and doesn't require any special attention since the entire process is temperature-controlled and fully monitored by software. After 30-40 hours the regenerator will have finished the entire operation which consists of 2 complete charge and discharge cycles specifically designed to desulphate your battery completely.

Battery regeneration is very popular. 80% of the batteries that break down and lose their capacity are sulphated, but these can be restored with the right equipment. If your battery is maintained properly, it can easily be used for another 2-3 years..

With minimum maintenance costs and only the highest quality components used during the production, the regenerator is an investment that only brings benefits for your business.

You will be able to analyse your batteries like you have never done before, no stone will be left unturned... If used in combination with our BMS technology, the Replus regenerator will analyse your battery down to cell level, after which the recovery mode will start automatically and it will completely desulphate your battery. Once it is finished you can print out the fully detailed report on the battery condition before and after. Don't wait any longer, stop wasting valuable money and get the best out of your batteries with **Energetic Plus**.



**ENERGIC REPLUS BATTERY REGENERATOR**

Expand the lifespan of your batteries: restore your sulphated batteries by the electrical high frequency pulsation process of the battery regenerator.

**Regenerate your sulphated batteries:**

Battery regeneration is very popular. **80% of the batteries breaking down and losing capacity are sulphated, but can be restored with the right equipment.** Our Energic Replus battery regenerator successfully replaces sulphation by active material thanks to an electrical high-frequency pulsation process. This process restores the battery capacity, giving you the ability to reuse old and sulphated batteries. You can also use the battery regenerator for annual maintenance to considerably prolong the lifespan of your batteries. The battery regenerator can be used in every lead-acid-based battery: starter batteries, stationary batteries, traction and semi-traction batteries, Ni-Cad batteries ...

**What is sulphation?**

During use, small sulphate crystals form, but these are normal and not harmful. During prolonged charge deprivation however, the amorphous lead sulphate converts to a crystalline form that deposits on the negative plates. This leads to the development of large crystals, which reduce the battery’s active material that is responsible for high capacity and low resistance. Sulphation also lowers the charge acceptance.

**This lead sulphate increases internal resistance and decreases the specific gravity of the electrolyte. The process of sulphation build-up is unavoidable. Worse yet, after 3-4 years the process accelerates substantially. Batteries sulphate due to a mix of reasons:**

- The battery was inactive for too long
- The battery was discharged too deeply
- The wrong charger was used
- A bad cell was left untreated
- The battery has reached too high/low temperatures
- The charge cycles weren’t observed



**Advantages of using the battery regenerator:**

- Combination of battery discharger and battery charger, all combined into 1
- Detailed test reports
- Minimum maintenance cost
- Extended lifespan of batteries
- Quick regenerations
- Free analysing software
- Automation program applied
- 18-month warranty
- CE-certified, MET-certified (US market)
- Wireless connection between regenerator and computer
- Possibility to monitor the regenerator process on smartphone or laptop (within local network)



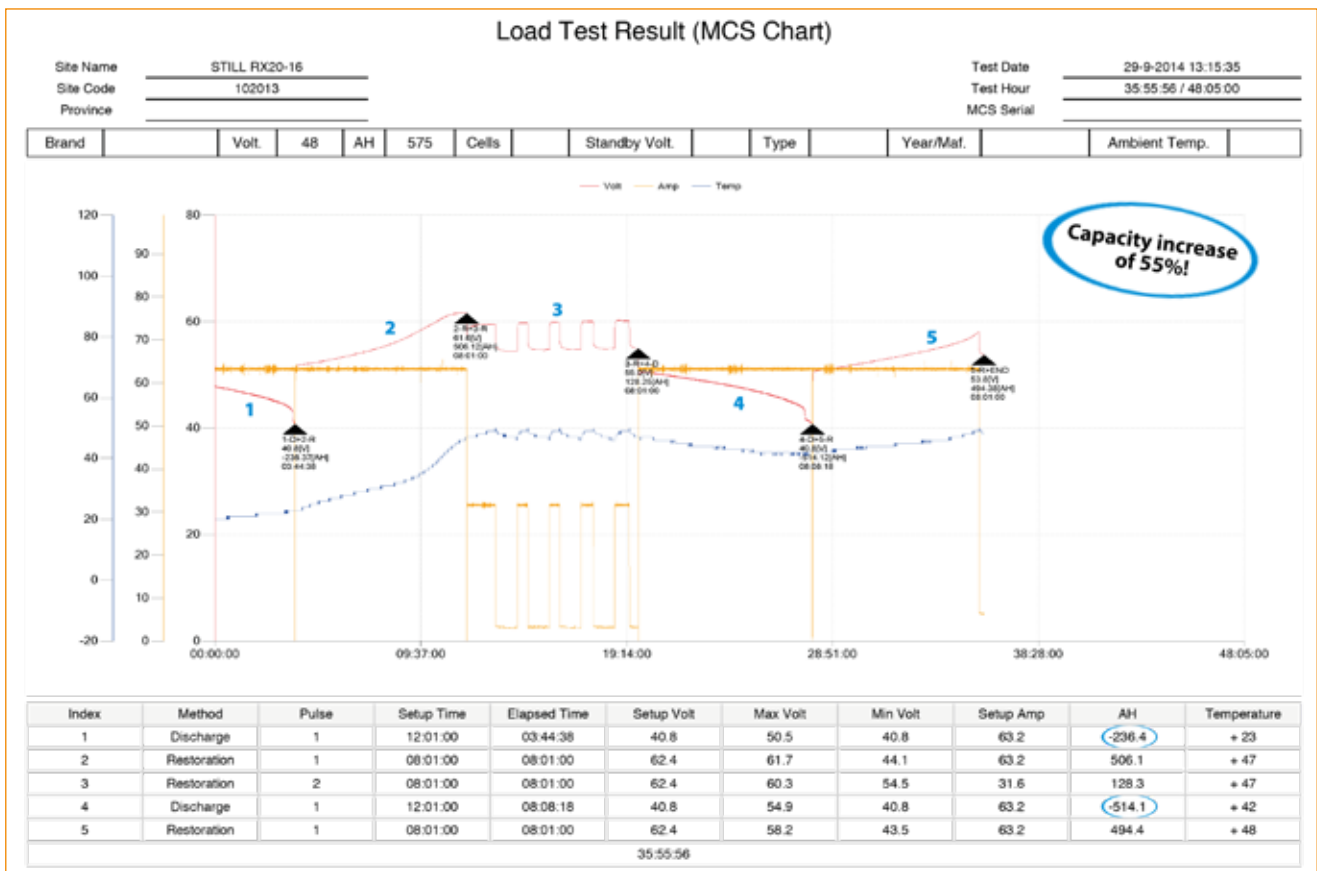
## ENERGIC REPLUS BATTERY REGENERATOR

### Regeneration reports:

The Replus software allows you to create fully detailed reports in PDF, WORD or Excel which give you an excellent idea of the condition of the battery prior and after the process. This is how you should interpret the below report: when you compare 1 and 4, you can see that the time needed to discharge the battery is much longer in step 4. This is a direct result of the restoration in mode 2 and 3. When comparing step 5 to step 2, you can see that the set battery voltage is reached much later than in step 2. This means that your battery lasts longer and has been restored to a good condition.

### This curve shows a complete battery maintenance process:


- 1 Discharge
- 2 Restoration charging
- 3 Cooling
- 4 Equalization charge
- 5 Discharge
- 6 Restoration



### 2 ways to use the battery regenerator

#### Reconditioning regeneration

Reconditioning regeneration allows you to restore old (5, 6, 7 ... years), medium to well-maintained batteries that have 'silted up' as a result of natural sulphation, to a 90-100% productivity.



#### Maintenance regeneration

Maintenance regeneration allows you to keep your battery in optimal, sulphate-free condition, by means of a short yearly regeneration.



**ENERGIC REPLUS BATTERY REGENERATOR**

Multi-purpose all in one battery tester, analyser and desulphation unit, multi voltage with a wide capacity range, which will automatically switch between discharging, charging/restoration in order to get the maximum life out of your batteries. Professional workshop equipment for the battery professional. Comes with free training at your location. When used in combination with our BMS system you will get detailed reports on overall battery condition as well as individual cell condition. The most complete battery maintenance system available on today's market.



**Specifications:**

- Input power: AC 1P2W + PE 220 V-50/60 Hz, 35 A max
- Output: DC 1,2-100 V, 0-30 A charging/discharging
- Battery capacity: 300 Ah (c10)
- Transformer: 7,5 kW
- Certification: CE/UL

\* (Discharge capacity can be increased to 200 A if you connect D1007H in sync)

**REF 101SG4914**



**Specifications:**

- Input power: AC 3P3W + PE 380/400 V-50/60 Hz, 20 A max
- Output: DC 1,2-120 V, 0-50 A
- Battery capacity: 500 Ah (c10)
- Transformer: 10 kW
- Certification: CE

**REF 101SG4915**



**Specifications:**

- Input power: AC 3P3W + PE 380/400 V-50/60 Hz, 35 A max
- Output: DC 1,2-125 V, 0-100 A charging/discharging
- Battery capacity: 1,000 Ah (c10)
- Transformer: 20 kW
- Certification: CE / UL

\* (Discharge capacity can be increased to 200 A if you connect D1007H in sync)

**REF 101SG4916**



**Specifications:**

- Input power: AC 3P3W + PE 380/400 V-50/60 Hz, 125 A max
- Output: DC 1,2-75 V, 0-350 A charging/discharging
- Battery capacity: 3,500 Ah
- Transformer: 70 kW
- Certification: CE

\* (Discharge capacity can be increased to 200 A if you connect D1007H in sync)

**REF 101SG4917**



## BMS SYSTEM: WIRELESS DETECTION OF BAD CELLS

A battery bank consists of a number of cells/batteries connected in series. The BMS system will provide you with professional and individual voltage measurements of all cells during a complete discharge, **offering you a perfect evaluation of the battery**. Ordinary capacity systems only display the total voltage and capacity of the battery, but never the results of the individual cell. With this BMS you get a clear overview of the performance of each cell, allowing you to make an exact evaluation.

### The BMS system offers:

- Duration test during the entire discharge / regeneration process
- Real-time monitoring
- Analysis function by means of the supplied software
- No tangled up wires thanks to the easy wireless connection
- Crystal-clear overview of the battery capacity
- Can be synched with the Replus regenerator

The system consists of a number of voltage detectors that is equal to the number of cells. The sensors transfer the voltage of each cell to the receiver (best to be performed during A COMPLETE discharge process). The receiver – connected to a PC – collects the data.

If you use this system in combination with our new D1007h battery discharger or Battery Regenerator REPLUS you will be able to detect the faulty element and increase the battery's capacity.

Thanks to the **software program** that is supplied with the sensors, you can now easily detect which element is no longer keeping its charge and needs to be replaced or regenerated. The software checks the actual voltage of each sender every 3 minutes and stores this value in a table. Colour codes continuously indicate the charge condition of each cell (empty to full), as a result of which the performance curves are very detailed.

Free analysing software and indication of the bad element.

| Cell No | 00:00 | 00:03 | 00:06 | 00:09 | 00:12 | 00:15 | 00:18 | 00:21 | 00:24 | 00:27 | 00:30 | 00:33 | 00:36 | 00:39 | 00:42 | 00:45 | 00:48 | →3min |
|---------|-------|-------|-------|-------|-------|-------|-------|-------|-------|-------|-------|-------|-------|-------|-------|-------|-------|-------|
| #1      | 2.11  | 2.11  | 2.04  | 2.03  | 2.02  | 2.01  | 2.01  | 2.00  | 2.00  | 2.00  | 2.00  | 2.00  | 1.99  | 1.99  | 1.98  | 1.98  | 1.98  |       |
| #2      | 2.13  | 2.13  | 2.05  | 2.05  | 2.03  | 2.03  | 2.03  | 2.02  | 2.02  | 2.01  | 2.01  | 2.01  | 2.01  | 2.01  | 2.01  | 2.01  | 2.01  | 2.00  |
| #3      | 2.14  | 2.14  | 2.06  | 2.06  | 2.04  | 2.04  | 2.04  | 2.03  | 2.02  | 2.02  | 2.02  | 2.02  | 2.02  | 2.01  | 2.02  | 2.01  | 2.01  | 2.01  |
| #4      | 2.14  | 2.14  | 2.03  | 2.02  | 1.99  | 1.99  | 1.98  | 1.97  | 1.96  | 1.96  | 1.96  | 1.95  | 1.94  | 1.94  | 1.94  | 1.93  | 1.93  |       |
| #5      | 2.16  | 2.16  | 2.03  | 2.02  | 1.98  | 1.98  | 1.98  | 1.96  | 1.95  | 1.95  | 1.94  | 1.93  | 1.93  | 1.92  | 1.92  | 1.91  | 1.90  |       |
| #6      | 2.13  | 2.13  | 2.01  | 2.00  | 1.97  | 1.96  | 1.96  | 1.95  | 1.94  | 1.94  | 1.93  | 1.93  | 1.93  | 1.92  | 1.92  | 1.91  | 1.91  |       |
| #7      | 2.13  | 2.13  | 2.02  | 2.01  | 1.99  | 1.99  | 1.99  | 1.98  | 1.97  | 1.97  | 1.97  | 1.96  | 1.96  | 1.96  | 1.96  | 1.95  | 1.95  |       |
| #8      | 2.10  | 2.10  | 2.02  | 2.01  | 2.00  | 2.00  | 1.99  | 1.98  | 1.98  | 1.97  | 1.97  | 1.97  | 1.96  | 1.96  | 1.96  | 1.96  | 1.96  |       |
| #9      | 2.15  | 2.15  | 2.01  | 2.00  | 1.97  | 1.96  | 1.96  | 1.95  | 1.95  | 1.94  | 1.94  | 1.93  | 1.93  | 1.92  | 1.92  | 1.92  | 1.91  |       |
| #10     | 2.15  | 2.15  | 1.98  | 1.96  | 1.92  | 1.92  | 1.91  | 1.89  | 1.89  | 1.88  | 1.87  | 1.86  | 1.86  | 1.85  | 1.84  | 1.83  | 1.83  |       |
| #11     | 2.10  | 2.10  | 1.91  | 1.89  | 1.84  | 1.83  | 1.82  | 1.80  | 1.78  | 1.77  | 1.75  | 1.73  | 1.71  | 1.68  | 1.65  | 1.61  | 1.56  |       |
| #12     | 2.14  | 2.15  | 1.98  | 1.96  | 1.92  | 1.92  | 1.91  | 1.89  | 1.88  | 1.87  | 1.86  | 1.85  | 1.84  | 1.83  | 1.82  | 1.81  | 1.80  |       |
| Sum     | 25.58 | 25.59 | 24.14 | 24.01 | 23.67 | 23.63 | 23.58 | 23.42 | 23.34 | 23.28 | 23.22 | 23.14 | 23.08 | 22.99 | 22.94 | 22.83 | 22.74 |       |
| Avg     | 2.13  | 2.13  | 2.01  | 2.00  | 1.97  | 1.97  | 1.97  | 1.95  | 1.95  | 1.94  | 1.94  | 1.93  | 1.92  | 1.92  | 1.91  | 1.90  | 1.90  |       |

Custom-made BMS kits without receiver available on request.

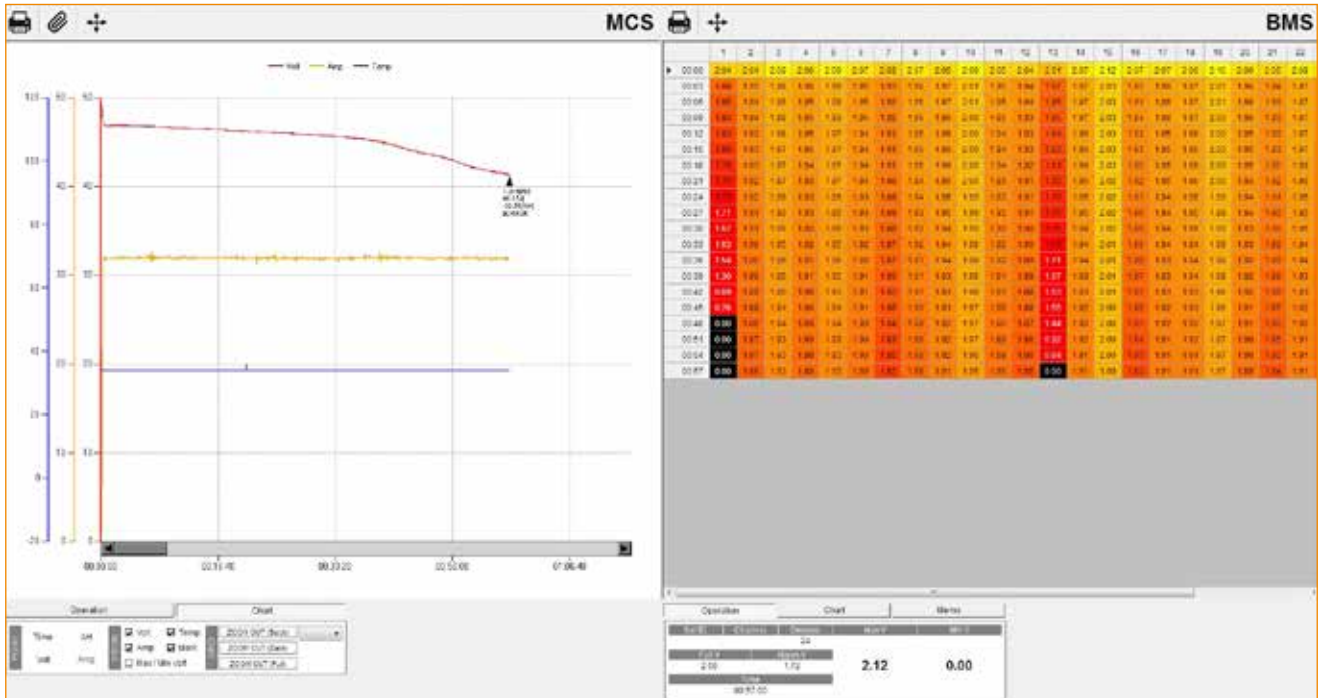
| Voltage V | Content   | REF                       |
|-----------|---|---------------------------|
| 6-48      | 9 sensors of 6V (no receiver)   | <a href="#">101SG4918</a> |
| 12-120    | 10 sensors* + 1 receiver  | <a href="#">101SG4919</a> |
| 48        | 24 sensors** + 1 receiver   | <a href="#">101SG4920</a> |
| 80        | 40 sensors** + 1 receiver   | <a href="#">101SG4921</a> |
|           | BMS system for nickel - cadmium batteries 60 cells of 1,2 V and 15 sensors with 4 channels of 1,2 VDC | <a href="#">101SG4922</a> |
|           | Receiver for BMS system   | <a href="#">101SG4923</a> |

\* each sensor measures 1 battery of 12 V

\*\* each sensor measures 1 cell of 2 V

BMS SYSTEM: WIRELESS DETECTION OF BAD CELLS

Synched regeneration report of REPLUS + BMS system



If you combine the regenerator with the BMS system, then it can be controlled by 1 software package that gives you all the info you need to have a fully detailed view on the condition of your battery down to cell level, during a complete load test. On this particular graph it is clear that the battery has **2 weak cells that need to be replaced**.



With just 2 clicks you can create these fully detailed reports which you can then easily save as a PDF, Word or Excel file. Professional information that will give you a full understanding of the battery. These reports can be used to inform the customer on the current condition of this battery or can be kept as a track record of the condition of your own batteries.

FLUKE 279FC THERMAL MULTIMETER



The 279 FC is a full-featured digital multimeter with integrated thermal imaging. Thermal imaging multimeters are a first-line troubleshooting tool for electrical equipment that can check hot spots on high-voltage equipment and transformers, detect heating of fuses, wires, insulators, connectors, splices and switches.



**Features:**

- Full-featured multimeter with built-in thermal imager, -10 °C to 200 °C
- 15 measurement functions including: AC voltage 0.1 mV to 1000V with low-pass filter, DC voltage 0.001 V to 1000V, resistance 0.1 Ω to 50 MΩ, continuity, capacitance, diode test, min/max/avg, AC current (with iFlex), frequency
- Thermal imaging quickly and safely reveals many electrical issues, eliminating the need for time-consuming testing and validation
- iFlex enables you to measure current measurements (up to 2500 AC) more easily in tight, hard-to-reach spaces
- Designed for durability, built to withstand a 3 m drop, double insulated with raised rubber holster for increased protection
- Save measurements and images while communicating wirelessly with a smartphone up to 6.1 m away
- Image resolution 80 x 60
- Full-color 3.5"/8.89 cm LCD screen provides clean, crisp readings
- Rechargeable lithium ion battery allows for a for a full work day (10+ hours) under normal conditions
- Auto power off to save battery power
- Size (H x L x W): 216 mm x 94 mm x 57 mm
- Weight: 0,794 kg
- Warranty: three years

**REF 101SG4924 - Fluke 279FC Thermal Multimeter**

**Included accessories:**

TL175 test leads, rechargeable lithium ion battery and charger.



**Recommended accessories:**

**i2500-10 - REF 101SG5863** - 10 inch iFlex® flexible current probe


**i2500-18 - REF 101SG5864** - 18 inch iFlex® flexible current probe

**TPAK - REF 101SG5865** - Meter hanging solution

**CXT1000 - REF 101SG5866** - Extreme hard case

**REF 101SG4925 - Fluke 279FC/IFLEX TRMS Thermal Multimeter with iFlex**

**Kit contains:** 279FC Thermal Multimeter, 18-inch iFlex flexible current probe, TL175 test leads, rechargeable lithium ion battery, charger, hanging strap and soft carrying case.



This is a thermal image of an 80 V battery. After thermal analysis, it turned out that a bad connector on this battery was causing battery failure. Through the free supplied software, it has become clear that the average battery temperature was 22 °C, and that this temperature climbed to 62 °C in the vicinity of the bad connector. There shouldn't be a temperature difference within one and the same battery, so this definitely needs to be repaired.

**Fluke BT521 BATTERY ANALYSER**

The Fluke 521 Battery Analyser is the ideal test tool for maintenance, troubleshooting and performance testing of individual stationary batteries and battery banks used in critical battery back-up applications.

The intuitive user interface, compact design and rugged construction, ensure optimum performance, reliability and detailed test results. Fluke BT521 offers various battery test functions ranging from DC voltage and resistance tests to full condition testing. It uses automated string function testing and an integrated infra-red test probe temperature measurement system.

It is designed for measurements on stationary batteries including GEL, AGM and float open cells.



**Fluke BT521 - REF 101SG4927**

## DIGITAL DENSITY METER

**Features:**

- Robust housing
- Ideal for fast measuring routines
- Direct measurement out of the storage container
- Only 2 ml of sample needed for measurement
- Perfect traceability of results
- Inspection window to check if your sample contains bubbles or not
- Bluetooth data transfer to your PC

**Specifications:**

- Measuring range:
  - Density: 0 g/cm<sup>3</sup> to 3 g/cm<sup>3</sup>
  - Temperature: 0 °C to 40 °C
- Sample volume: 2 ml
- Dimensions (L x W x H): 245 x 103 x 126 mm
- Internal storage: 1024 measured results, 250 sample IDs, 30 measuring methods
- Power supply: 3 AA batteries
- Weight: 660 g
- Immediately temperature compensation to 25 °C

REF [101SG4928](#)**99,9% accurate and 50% faster than standard density testing**



**BDX BATTERY DISCHARGER/ANALYSER**

The BDX is an **automatic battery discharger/analyser**, designed to test the efficiency of industrial batteries of any type, voltage and capacity. This equipment can be programmed to discharge the battery with a precisely controlled constant current, adjustable from zero to the maximum rated value, while keeping the battery voltage under control.



**General information:**

- High-frequency IGBT regulator, featuring constant current discharge of the battery
- Rugged construction
- Compact and portable design
- Wide power range available – battery voltages up to 600 VDC and discharge currents up to 600 A
- Intelligent electronic protection system
- Programmable digital board, controlled by microprocessor
- Can operate with batteries of any type
- Digital display (battery voltage and current, time, capacity discharged, programmed values)
- CE-certified
- USB-connection
- Free analysing software provided (graphs of voltage, Ah and time)

**AC input standard voltage:**

- Voltage range: 85-135 or 180-250 VAC
- Single-phase
- Maximum power: 250 W
- 50/60 Hz

Battery voltage: 12-48 VDC / Maximum discharge current: 100 A

**REF [101SG4929](#)**

Battery voltage: 12-96 VDC / Maximum discharge current: 200 A

**REF [101SG4930](#)**



BATTERY SAFETY KIT



**Contents:**

- Acid sleeves
- First-aid eye wash kit
- Safety glasses
- Chemical-resistant latex gloves
- Acid-resistant apron

REF [101SG3633](#)

SPILL KIT 20 L



PVC transparent transport bag (320 x 320 x 160 mm)

**Contents:**

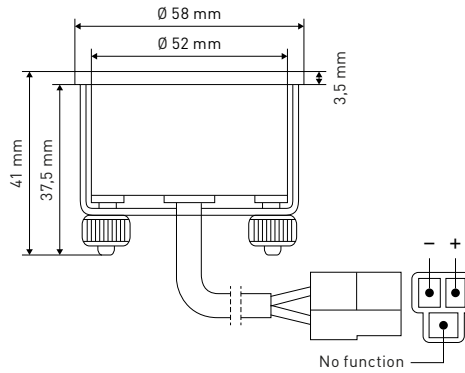
- 30 absorbing towels (30 x 30 cm)
- 1 absorbing sock (8 cm x 1,2 m)
- 5 cleaning cloths (32 x 40 cm)
- 1 pair of gloves
- Safety goggles (only in chemical version)
- 2 recycling bags (30 l)

REF [101SG5844](#) – Universal absorbing kit

REF [101SG5843](#) – Chemical absorbing kit

REF [101SG5845](#) – Oil-absorbing kit

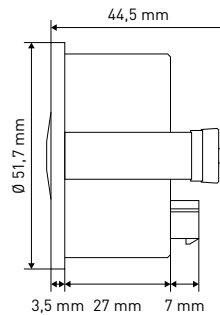
BATTERY DISCHARGE INDICATORS



- Diameter: 52 mm
- Without lock-out

- REF [101SG4472](#) - 12 V
- REF [101SG4473](#) - 24 V
- REF [101SG4474](#) - 36 V
- REF [101SG4475](#) - 48 V
- REF [101SG4476](#) - 72 V
- REF [101SG4477](#) - 80 V

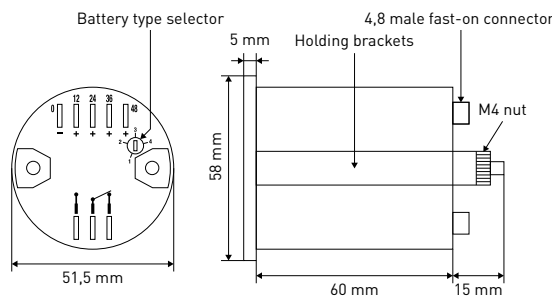
BATTERY DISCHARGE INDICATORS



- Diameter: 52 mm
- With lock-out
- 4 wires, +/-, relay

- REF [101SG4478](#) - 12 V
- REF [101SG4479](#) - 24 V
- REF [101SG4480](#) - 36 V
- REF [101SG4481](#) - 48 V

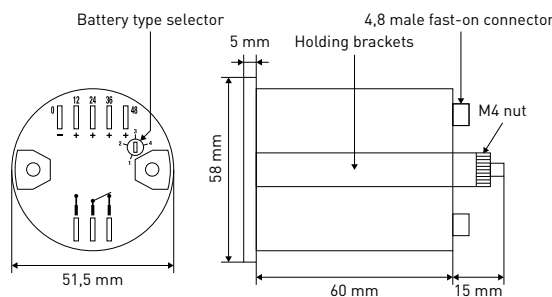
BATTERY DISCHARGE INDICATORS/CONTROLLERS



Diameter 52 mm

- REF [101SG4482](#) - Multi-voltage without lock-out: 12-24-36-48 V
- REF [101SG4483](#) - Multi-voltage with lock-out: 12-24-36-48 V

BATTERY DISCHARGE CONTROLLER/HOUR METER

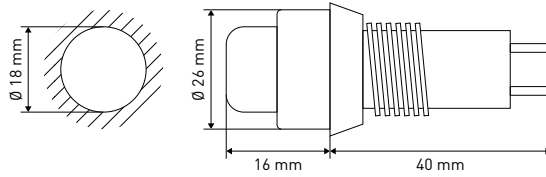


- Diameter: 52 mm
- With lock-out
- Hour meter and BDI

- REF [101SG4484](#) - Multi-voltage: 12-24-36-48 V



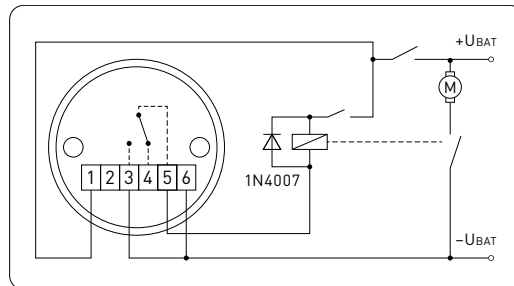
BATTERY DISCHARGE INDICATORS



- Diameter: 18 mm
- Used for sweepers

- REF [101SG4485](#) - 12 V
- REF [101SG4486](#) - 24 V
- REF [101SG4487](#) - 36 V
- REF [101SG4489](#) - 48 V

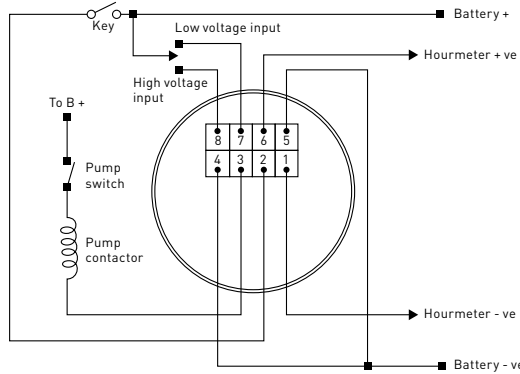
BATTERY DISCHARGE INDICATORS/CONTROLLER



- Diameter: 52 mm
- With lock-out

- REF [101SG4490](#) - 12 V
- REF [101SG4492](#) - 24 V
- REF [101SG4493](#) - 36 V
- REF [101SG4495](#) - 40 V
- REF [101SG4498](#) - 48 V
- REF [101SG4500](#) - 72 V
- REF [101SG4501](#) - 80 V

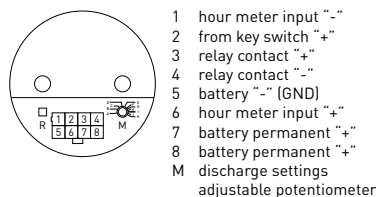
BATTERY DISCHARGE CONTROLLERS/HOUR METER



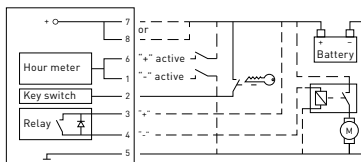
- Diameter: 52 mm
- With lock-out
- Multi-voltage: 24-80 V
- Automatic voltage detection

REF [101SG4504](#)

BATTERY DISCHARGE CONTROLLERS/HOUR METER

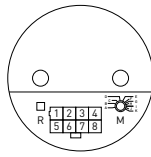


- Diameter: 52 mm
- With lock-out

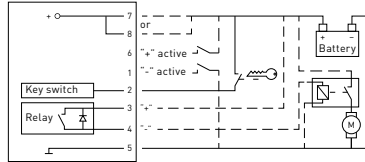


- REF [101SG4505](#) - 24 V, 8 LED
- REF [101SG4507](#) - 24 V, 10 LED
- REF [101SG4508](#) - 36 V, 8 LED
- REF [101SG4509](#) - 36 V, 10 LED
- REF [101SG4512](#) - 48 V, 8 LED
- REF [101SG4514](#) - 48 V, 10 LED

## BATTERY DISCHARGE INDICATORS



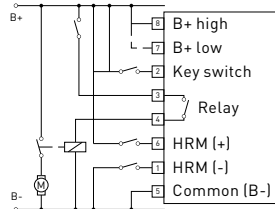
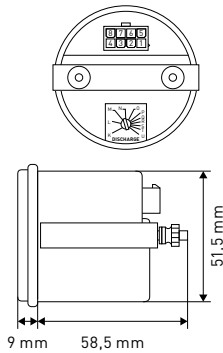
- 1 hour meter input "-"
- 2 from key switch "+"
- 3 relay contact "+"
- 4 relay contact "-"
- 5 battery "-" (GND)
- 6 hour meter input "+"
- 7 battery permanent "+"
- 8 battery permanent "-"
- M discharge settings adjustable potentiometer



- Diameter: 52 mm
- With lock-out

- REF [101SG4521](#) - 12 V
- REF [101SG4522](#) - 24 V
- REF [101SG4523](#) - 36 V
- REF [101SG4524](#) - 48 V

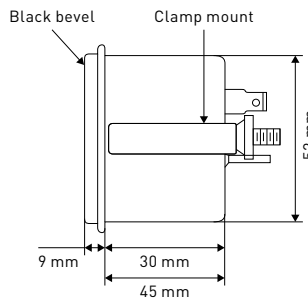
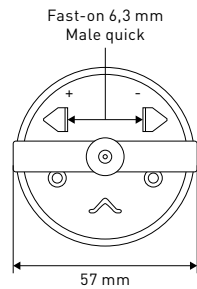
## BATTERY DISCHARGE CONTROLLERS/HOUR METERS



- Diameter: 52 mm
- With lock-out
- Curtis 803-series

- REF [101SG4525](#) - 12 V
- REF [100SG4405](#) - 24 & 48 V
- REF [101SG4526](#) - 72 & 80 V

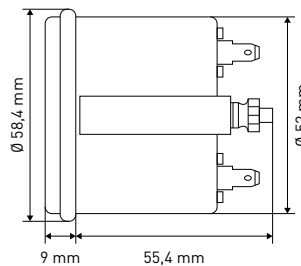
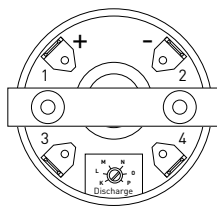
## BATTERY DISCHARGE CONTROLLERS



- Diameter: 52 mm
- Without lock-out
- Curtis 900-series

- REF [101SG4527](#) - 12 V
- REF [101SG4528](#) - 24 V
- REF [101SG4529](#) - 36 V
- REF [101SG4530](#) - 48 V
- REF [101SG4531](#) - 72 V
- REF [101SG4532](#) - 80 V

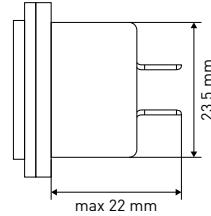
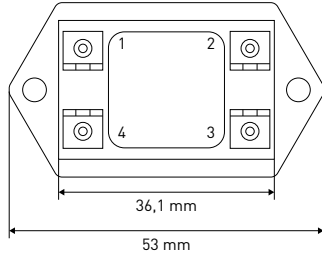
## BATTERY DISCHARGE CONTROLLERS



- Diameter: 52 mm
- With lock-out
- Curtis 901-series

- REF [101SG4533](#) - 24 V
- REF [101SG4534](#) - 36 V
- REF [101SG4535](#) - 48 V
- REF [101SG4536](#) - 72 V
- REF [101SG4537](#) - 80 V

BATTERY DISCHARGE INDICATORS



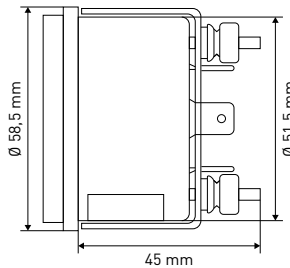
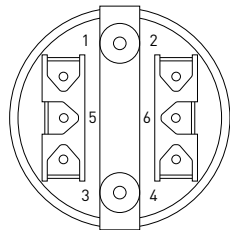
- Outer diameter: 52 mm
- With lock-out

**Terminals:**

1. Battery +
2. Battery -
3. Memory battery (+)
4. Key switch

- REF [101SG4538](#) - 12 V
- REF [101SG4539](#) - 24 V
- REF [101SG4540](#) - 36 V
- REF [101SG4541](#) - 48 V

BATTERY CHARGE METERS (NO BDI)



- Diameter: 52 mm
- Not intended for use with battery-powered vehicles!

**Terminals:**

1. Not connected
2. Battery +
3. Battery ground
4. Not connected
5. Higher output
6. Lower output

- REF [101SG4542](#) - 12 V
- REF [101SG4543](#) - 24 V

| HOUR METERS - ANALOGUE  |   |   | Voltage<br>V | Diameter<br>mm | REF                       |
|---|---|---|--------------|----------------|---------------------------|
|    |    |   | 12           | 52             | <a href="#">101SG4544</a> |
|    |    |    | 12-80        | 52             | <a href="#">101SG4564</a> |
|   |   |    | 10-80        | 52             | <a href="#">101SG4565</a> |
|  |  |  | 10-80        | 52             | <a href="#">101SG4566</a> |
|  |  |  | 10-80        | 52             | <a href="#">101SG4567</a> |
|  |  |   | 12-24        | 52             | <a href="#">101SG4568</a> |
|  |  |  | 12-24        | 52             | <a href="#">101SG4574</a> |

| HOUR METERS - ANALOGUE  |  |              |                |                           |
|---|--|--------------|----------------|---------------------------|
|   |  | Voltage<br>V | Diameter<br>mm | REF                       |
|  |  | 12-80        | 52             | <a href="#">101SG2253</a> |
|  |  |              |                |                           |
|  |  | 24           | 52             | <a href="#">101SG4575</a> |
|  |  |              |                |                           |

| HOUR METERS - ANALOGUE WITH POINTER   |  |  |                |                           |
|---|--|--|----------------|---------------------------|
|   |  | Voltage<br>V   | Diameter<br>mm | REF                       |
|  |  | 10-60  | 52             | <a href="#">101SG4576</a> |
|  |  |  |                |                           |
|  |  |  BEST BUY | 52             | <a href="#">101SG4577</a> |
|  |  |  |                |                           |
|  |  |  BAUSER   | 52             | <a href="#">101SG4578</a> |
|  |  | 10-80  |                |                           |
|  |  | 24-48  | 52             | <a href="#">101SG4579</a> |
|  |  |  |                |                           |

| HOUR METERS - DIGITAL   |   | Voltage<br>V  | Diameter<br>mm | REF                       |                           |
|---|---|---|----------------|---------------------------|---------------------------|
|    |    | 9-32  | 52             | <a href="#">101SG4581</a> |                           |
|    |    | <br>CURTIS     | 9-60           | 52                        | <a href="#">101SG4582</a> |
|   |   | 10-80   | 52             | <a href="#">101SG4583</a> |                           |
|  |  | <br>BAUSER   | 12-24          | 52                        | <a href="#">101SG4584</a> |
|  |  | <br>BEST BUY | 12-24          | 52                        | <a href="#">101SG4585</a> |
|  |  | <br>CURTIS   | 12-45          | 52                        | <a href="#">101SG4586</a> |



| HOUR METERS - DIGITAL   |   |   | Voltage<br>V | Diameter<br>mm | REF                       |
|---|---|---|--------------|----------------|---------------------------|
|    |    | <br>CURTIS   | 12-48        | 52             | <a href="#">101SG4587</a> |
|    |    | <br>CURTIS   | 12-48        | 52             | <a href="#">100SG6358</a> |
|   |   |   | 12-48        | 52             | <a href="#">101SG4588</a> |
|  |  | <br>CURTIS | 12-80        | 52             | <a href="#">101SG4589</a> |
|  |  |   | 36-86        | 52             | <a href="#">100SG1389</a> |



| HOUR METERS - ANALOGUE SQUARE   |   |  | Voltage<br>V | REF                       |
|---|---|--|--------------|---------------------------|
|    |    | <b>BAUSER</b><br> | 10-50        | <a href="#">101SG4590</a> |
|    |    |  | 10-80        | <a href="#">100SG4390</a> |
|   |   | <b>COBOO</b><br><i>group</i>   | 12-24        | <a href="#">101SG4591</a> |
|  |  | <b>Honeywell</b>   | 12-24        | <a href="#">100SG4413</a> |
|  |  |  | 12-36        | <a href="#">101SG4592</a> |

| HOUR METERS - DIGITAL SQUARE  |   |   | Voltage<br>V | REF                       |
|---|---|---|--------------|---------------------------|
|    |    |   | 12           | <a href="#">101SG4593</a> |
|    |    | <br>CURTIS   | 12-48        | <a href="#">101SG4594</a> |
|   |   | <br>CURTIS   | 12-48        | <a href="#">100SG7841</a> |
|  |  | <br>CURTIS | 24-48        | <a href="#">101SG4595</a> |
|  |  | <br>CURTIS | 12-48        | <a href="#">101SG4596</a> |
|  |  | <br>CURTIS | 12-60        | <a href="#">100SG3955</a> |


CURTIS



**TVH is the Curtis Authorised Service & Repair Centre for Europe**

TVH collaborates with Curtis for the purchase and repair of:

- Speed controllers and printed circuit boards
- DC-DC converters and chargers
- Battery indicators and displays
- Accelerators and joysticks
- Handsets and software
- ...



Curtis is a renowned technological leader in electrical instrumentation and controllers in America, Europe and Asia. In 2009, TVH was appointed by Curtis as Curtis Authorised Service & Repair Centre for Europe.



ELEKTROSISTEM




TVH is a dealer of



TVH collaborates with Elektrosistem for the sales of:

- Printed circuit boards
- Motor controllers
- Contactors
- Emergency stops
- Tiller heads
- Battery discharge indicators
- ...

Founded in 1979, ELEKTROSISTEM designs, manufactures and sells electronic equipment for the drive of electric vehicles equipped with DC and AC motors.





PG DRIVES TECHNOLOGY



TVH collaborates with PG Drives Technology for the sales and technical support of:

- Printed circuit boards
- Controllers
- Battery indicators
- Joysticks
- Programmers
- Displays
- ...

TVH is a worldwide distributor of



PG Drives Technology is also a renowned supplier of controllers for industrial vehicles such as lift trucks, aerial work platforms, sweepers and scrubbers, golf carts ... In the cleaning industry, PG products are used by: RCM, Ghibli, Tennant, Kärcher, Windsor, Alto Clark, Nilfisk, Cleanfix, Numatic, Diversey, RPS and G-Matic.



SEVCON



**TVH is a Global After-market Sales partner  
& Authorised Service & Repair Centre**

**TVH collaborates with Sevcon for the sales and technical support of:**

- Speed controllers and printed circuit boards
- DC-DC converters and chargers
- Battery indicators and displays
- Accelerators and joysticks
- Handsets and software
- ...



Sevcon is a renowned manufacturer of motor controllers and system components for electrically powered machines such as lift trucks, aerial work platforms, sweepers ...



SME



TVH collaborates with SME for:

- The sale and distribution of spare parts to the aftermarket worldwide
- The authorised repair and remanufacturing of electronics parts
- Providing technical support to aftermarket customers worldwide

TVH is a worldwide  
Service centre of



SME GROUP, founded in 1974, is an Italian High Technology manufacturer of electronic controllers and related products for application in battery powered vehicles.





ELECTRONICS DEPARTMENT



**ABOUT OUR ELECTRONICS DEPARTMENT**

**The electronics department is one of the fastest growing departments of TVH:**

- Over 60 qualified electronic technicians that are specialised in a specific brand
- Research and Development team (R&D) of 10 employees that provides the perfect test systems
- Facility of 6000 m<sup>2</sup> where we have a state-of-the-art ESD-safe workshop of 3500 m<sup>2</sup>
- Repair of over 35 000 electronic parts each year, PCB's, controllers, joysticks, displays, accelerators, chargers
- Over 15 000 reconditioned electronic parts on stock

**We can help you with:**

- Customer repair, send us your faulty parts for repair and we will send you a price estimate. Pass and follow-up your repair requests through MyTotalSource or use our repair form, [www.tvh.com/repairform](http://www.tvh.com/repairform)
- Retrofit
- Handset rental, our sales department can check if the handset you need is available for rental
- Technical support in different languages

**We buy your old electronic parts!**

- Want to get rid of your old electronic parts? We buy your cores if they are in repairable condition. Complete our 'Core purchase' document, that you can find on our website: [www.tvh.com/corepurchase](http://www.tvh.com/corepurchase).  
Mail the document to: [cores.electronics@tvh.com](mailto:cores.electronics@tvh.com) for electronic parts, [cores@tvh.com](mailto:cores@tvh.com) for other parts.

**More info?**

- Discover our Electronics department! Visit our web page and discover more info about our products and services, such as the repair of your electronic parts.
- Please contact your contact person within TVH.



BACK-UP ALARMS



**SAFE-T-ALERT 2000 SERIES**

**SAFE-T-ALERT**<sup>®</sup>

Made in USA

| Voltage<br>V | Volume<br>dB | REF         |
|--------------|--------------|-------------|
| 12-24        | 87           | 101SG4935*  |
| 12-80        | 87           | 101SG4936*  |
| 12-24        | 97           | 101SG3937*  |
| 12-48        | 97           | 101SG4938*  |
| 12-80        | 97           | 101SG4939*  |
| 12-24        | 102          | 101SG4940*  |
| 12-24        | 77-102       | 101SG4941** |
| 12-48        | 77-97        | 101SG4942** |

\* conforms to SAE J994 type C or D      \*\* self-adjusting



**SAFE-T-ALERT 2500 SERIES**

**SAFE-T-ALERT**<sup>®</sup>

Made in USA

| Voltage<br>V | Volume<br>dB | REF        |
|--------------|--------------|------------|
| 12-80        | 87           | 101SG4943* |
| 12-48        | 97           | 101SG4944* |
| 12-24        | 102          | 101SG4945* |

\* conforms to SAE J994 type C or D



**SAFE-T-ALERT 3200 SERIES**


**SAFE-T-ALERT**<sup>®</sup>

Made in USA

| Voltage<br>V | Volume<br>dB | REF        |
|--------------|--------------|------------|
| 12-24        | 97           | 101SG4946* |
| 12-24        | 107          | 101SG4947* |

\* conforms to SAE J994 type B or C


STROBE LIGHTS



**SINGLE FLASH XENON STROBE LIGHT MULTI-VOLTAGE**

- Amber
- 12/80 V

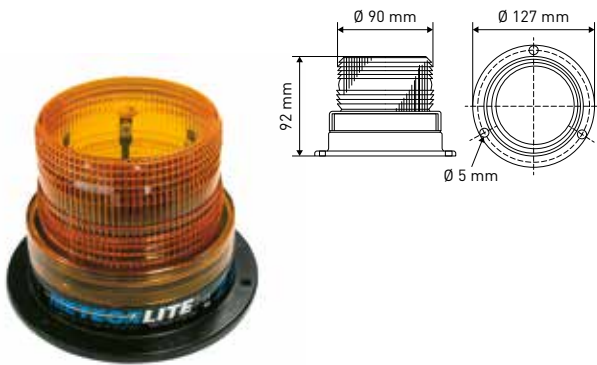
- REF [101SG4961](#) – Strobe light
- REF [100SG4133](#) – Replacement tube
- REF [101SG4962](#) – Protection guard



**HEAVY-DUTY FLASH XENON STROBE LIGHT**

- Amber
- 12/110 VDC

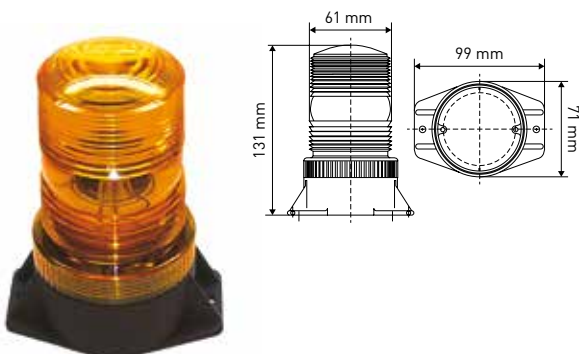
- REF [101SG4963](#) – Strobe light
- REF [101SG4964](#) – Replacement flash tube
- REF [101SG4965](#) – Protection guard



**METEORLITE - ML5 - LED**

- Microprocessor-controlled
- Current draw 0,1 A
- Epoxy filled base
- Amber
- Strobe light 12/80 V

- REF [100SG1180](#) – METEORLITE
- REF [101SG4965](#) – Protection guard



**METEORLITE - ML2 - LED**

- Microprocessor-controlled
- 60 ± 6 quad FPM
- Current draw 0,1 A
- Epoxy filled base
- Amber
- Strobe light 12/80 V

- REF [101SG4966](#) – METEORLITE
- REF [101SG4962](#) – Protection guard

DOCUMENT HOLDERS



- Waterproof
- For A4 documents
- Outer dimensions: 365 x 280 x 55 mm
- Inner dimensions: 320 x 220 x 30 mm
- Material: high-density polyethylene

REF [100SG4486](#)



- Waterproof
- For A5 documents
- Outer dimensions: 295 x 195 x 45 mm
- Inner dimensions: 230 x 160 x 15 mm
- Material: high-density polyethylene

REF [100SG4446](#)



- Economic version
- For A4 documents
- Outer dimensions: 320 x 260 x 55 mm
- Inner dimensions: 295 x 230 x 40 mm
- Material: high-density polyethylene

REF [100SG8805](#)



- For A4 documents
- Dimensions: 305 x 310 mm
- Thickness up to 15 mm

REF [101SG4967](#)



- Document net
- Dimensions: 360 x 340 x 220 mm

REF [101SG4968](#)



- Document net
- Dimensions: 375 x 215 x 8 mm
- Consists of 2 halves

REF [101SG4969](#)



- Waterproof document holder with safety symbol
- Length: 320 mm
- Outer dimensions: 318 x 55 mm
- Inner dimensions: 314 x 50 mm
- Overall dimensions (incl. brackets): 340 x 80 mm
- Material: polypropylene

REF [101SG4970](#)



- Universal document holder
- Length: 370 mm
- Inner length: 325 mm
- Inner diameter: 70 mm
- Material: PVC
- Supplied with brackets

REF [101SG4971](#)

REF [101SG4972](#) – Steel bracket for document holder

## DOCUMENT HOLDERS




- Universal document holder
- Length: 400 mm
- Outer dimensions tube: 355 x 88 mm
- Inner dimensions tube: 348 x 82 mm
- Overall dimensions (incl. brackets): 400 x 110 mm
- Material: polypropylene

**REF [101SG4973](#)**



- Dimensions: 270 x 220 x 60 mm
- Material: ABS

**REF [101SG3974](#)**



- For Sears 1200-series seats
- Dimensions: 230 x 162 x 20 mm

**REF [101SG4975](#)** – Plastic box with plexi cover

**REF [101SG4976](#)** – Plastic box only

**REF [101SG4999](#)** – Cover only



- For A5 documents
- Outer dimensions: 232 x 180 x 20 mm
- Inner dimensions: 214 x 166 x 17 mm
- Material: polyethylene
- Only for use inside cab due to open top

**REF [101SG4977](#)**



- For Sears seats
- Dimensions: 330 x 270 mm
- Thickness up to 50 mm
- Material: imitation leather

**REF [101SG4978](#)**



- For Grammer seats
- Dimensions: 365 x 235 mm

**REF [100SG1350](#)**



## CLASSIC FLOOR CLEANER



TOTAL SOURCE®

Concentrated floor cleaner

- Suitable for manual and mechanical processing
- Applicable on all water-resistant surfaces
- PH-neutral
- Biodegradable
- Content: 10 l

REF [101SG5868](#)

## INDUSTRIAL FLOOR CLEANER



TOTAL SOURCE®

Highly concentrated alkaline floor cleaner

- Suitable for manual and mechanical processing
- Not suitable for floors with polymer protection coating
- Aggressive: removes dirt, oil, greases and minor rubber markings effortlessly
- Biodegradable
- Content: 10 l

REF [101SG3636](#)

PAINT



**HAKO**  
Anthracite grey

REF [101SG3608](#) 2,5 l  
REF [101SG5869](#) 400 ml (spray)

**HAKO**  
Dusty grey

REF [101SG3610](#) 2,5 l  
REF [101SG5870](#) 400 ml (spray)

**HAKO**  
White aluminium

REF [101SG3611](#) 2,5 l  
REF [101SG5871](#) 400 ml (spray)

**HAKO**  
Vermilion

REF [101SG3612](#) 2,5 l  
REF [101SG5872](#) 400 ml (spray)

**HAKO**  
Jet black

REF [101SG3614](#) 2,5 l  
REF [101SG5873](#) 400 ml (spray)

**HAKO**  
Graphite black

REF [101SG3615](#) 2,5 l  
REF [101SG5874](#) 400 ml (spray)

**KÄRCHER**  
Basalt grey

REF [101SG3616](#) 2,5 l  
REF [101SG5875](#) 400 ml (spray)

**KÄRCHER**  
Zinc yellow

REF [101SG3618](#) 2,5 l  
REF [101SG3619](#) 400 ml (spray)

**NILFISK**  
Window grey

REF [101SG3620](#) 2,5 l  
REF [101SG5876](#) 400 ml (spray)

**NILFISK**  
Iron grey

REF [101SG3621](#) 2,5 l  
REF [101SG3622](#) 400 ml (spray)

**TENNANT**  
Blue green

REF [101SG5878](#) 2,5 l  
REF [101SG5877](#) 400 ml (spray)

**TENNANT**  
White

REF [101SG5880](#) 2,5 l  
REF [101SG5879](#) 400 ml (spray)

**SPRAYMASTER**  
For 400 or 500 ml spray can

REF [101SG3624](#)



**FLAG**

**TOTALSOURCE®**



- The best way to find your vehicle
- Total length: 1500 mm
- Dia shaft: 6 mm
- Fluo yellow flag with white shaft
- Set of 2 equal pieces

REF [101SG3645](#)

**SELF-ADHESIVE ANTISKID ROLLS**



| Length m | Width mm | REF                       |
|----------|----------|---------------------------|
| 18,3     | 19       | <a href="#">100SG6882</a> |
| 18,3     | 50       | <a href="#">101SG3646</a> |
| 18,3     | 100      | <a href="#">100SG6883</a> |
| 18,3     | 150      | <a href="#">100SG6884</a> |
| 18,3     | 200      | <a href="#">100SG6885</a> |
| 18,3     | 300      | <a href="#">100SG6886</a> |
| 18,3     | 610      | <a href="#">100SG6887</a> |
| 18,3     | 1220     | <a href="#">101SG3648</a> |

**ANTISKID SPRAY**



BRAND: Rocol

- Transparent antiskid spray
- Can be applied quickly
- Suitable for in- and outdoor applications
- Can be applied to metal, glass fibre plate, marble and many other bases
- Suitable for pedestrian traffic
- Coverage: 1,5–2,5 m<sup>2</sup> per 400 ml spray can

REF [101SG3649](#)

**ANTISLIP COATING**



- Protective fluid polyurethane coating suitable for all surfaces
- Contains rubber granules that provide a sound absorbing effect
- For hard-adherent surfaces a primer is advised: REF 101SG5881 (1 l)
- Kit 4 l (contains: paint rollers, gloves, abrasive sheet)

REF [101SG3679](#)

**HANDBRUSH**



- Coco handbrush
- Total length: 290 mm
- Brush length without handle: 150 mm

**REF [101SG3651](#)**

**DUSTPAN**



- Metal dustpan
- Length: 230 mm
- Width: 225 mm

**REF [101SG3652](#)**

**DUSTPAN WITH HANDBRUSH**



- Plastic dustpan + handbrush
- Length: 310 mm
- Width: 215 mm

**REF [101SG3653](#)**

POWDERED LATEX GLOVES



**Box with powdered latex gloves**

- Ambidextrous gloves for short-term use
- Lightly powdered natural latex
- Recommended for delicate work
- Suitable for short-term contact with food

**Standard:**

- EN 374-3
- EN 420

REF [101SG3641](#) – S/100 pieces

REF [101SG3642](#) – M/100 pieces

REF [101SG3643](#) – L/100 pieces

REF [101SG3644](#) – XL/90 pieces

GLOVES

**Honeywell**



**Box with 100 powdered nitrile gloves**

- Lightly powdered nitrile glove
- Blue translucent
- Single use

**Standard:**

- Cat II
- EN 420
- EN 374-2
- EN 374-3

REF [101SG5846](#) – S

REF [101SG5861](#) – M

REF [101SG5848](#) – L

REF [101SG5862](#) – XL

## CHEMICAL GLOVES

**Honeywell****Recommendations:**

High-performance chemical protection (oils, detergents, certain solvents)

**Advantages:**

The nitrile formulation was chosen for its mechanical resistance, its flexibility, and its resistance to a great number of chemical products

**Standard:**

- Cat III
- EN 420
- EN 388:4101
- EN 374-3:JKL

- REF [101SG3637](#)** – Size: 7/S  
**REF [101SG3638](#)** – Size: 8/M  
**REF [101SG3639](#)** – Size: 9/L  
**REF [101SG3640](#)** – Size: 10/XL

**Short version:**

- REF [101SG5886](#)** – Size: 7/S  
**REF [101SG5887](#)** – Size: 8/M  
**REF [101SG5888](#)** – Size: 9/L  
**REF [101SG5889](#)** – Size: 10/XL

**PREMIUM QUALITY HAND SOAP**



**TOTALSOURCE®**

- Liquid, degreasing hand cleaner
- Skin-friendly: free of solvents and other substances harmful to the skin
- With fine micro-particles of vegetable origin with softening properties

- REF 101SG3625** – Hand soap 3 l
- REF 101SG3626** – Wall bracket with elbow lever
- REF 101SG3627** – Refill pack 3 l
- REF 101SG3634** – Wall dispenser for refill pack 3 l

**CLEANING TISSUE**



- Floor-mounting dispenser
- Rolls excluded

**REF 101SG3630**



- Wall-mounting dispenser
- Rolls excluded

**REF 101SG3631**

**TOTALSOURCE®**

- REF 101SG3629** – 2 white rolls (600 m x 240 mm)

**HAND CLEANER WIPES**



**TOTALSOURCE®**

- Fast and easy hand cleaning without water and soap
- Pleasantly scented
- Efficient against heavy greases, lubricants, sludge, fresh paints ...
- Scrubs tools, mechanical parts, whiteboards ...

- REF 101SG3635** – 100 wipes
- REF 101SG3663** – Wall bracket

NEW & RECONDITIONED ENGINES



Yanmar



Lombardini



Kubota



For these products we also have a service exchange version available.

**Deutz, Hatz, Honda, Kubota, Lombardini, Perkins, Yanmar, ...**

UNIVERSAL PARTS & WORKSHOP ACCESSORIES

ENGINE PARTS



**Parts catalogue  
ENGINE PARTS  
REF 34167446**

View our catalogues on:  
[www.tvh.com/catalogue/](http://www.tvh.com/catalogue/)



**Consult TVH for all parts you need for engines of:  
Deutz, Hatz, Honda, Kubota, Lombardini,  
Perkins, Yanmar, ...**

**Have your engine reconditioned. Call us!**







-  Most articles stated in this catalogue are available from stock, unless they were sold out after the publication of this catalogue. Contact us if you require a similar article that is not shown in this catalogue: alternatives might be available. TVH is a supplier of spare parts and accessories suitable for OEM-equipment. OEM-references and makes are purely indicative and do not imply that the accessories and/or spare parts originate from the original equipment or parts manufacturer. Please consult our general terms and conditions of sale on [www.tvh.com/avv](http://www.tvh.com/avv).
-   
 De meeste in deze catalogus vermelde artikelen zijn uit voorraad leverbaar, tenzij ze na publicatie van deze catalogus uitverkocht werden. Contacteer ons indien u een gelijkaardig artikel wenst dat niet in deze catalogus is opgenomen: het is mogelijk dat wij ook dit kunnen leveren. TVH is een leverancier van reserveonderdelen en accessoires geschikt voor OEM-uitrusting. OEM-referenties en merken zijn enkel indicatief en betekenen niet dat de accessoires en/of onderdelen afkomstig zijn van de originele toestel- of onderdelenfabrikant. Gelieve onze algemene verkoopsvoorwaarden te consulteren op [www.tvh.com/avv](http://www.tvh.com/avv).
-  La plupart des articles mentionnés dans ce catalogue sont disponibles sauf si épuisement du stock à la publication de ce catalogue. Contactez-nous si vous souhaitez un article similaire qui n'est pas repris dans ce catalogue : il est possible que nous pouvons vous le fournir. TVH est un fournisseur de pièces détachées et d'accessoires adaptables sur des marques constructeurs. Les références et marques constructeurs sont uniquement indicatives et n'impliquent pas que les accessoires et/ou pièces proviennent du fabricant de la machine ou de la pièce d'origine. Veuillez consulter nos conditions générales de vente sur [www.tvh.com/avv](http://www.tvh.com/avv).
-  Die in dieser Liste aufgeführten Artikel sind in der Regel ab Lager lieferbar es sei denn, sie sind nach der Veröffentlichung des vorliegenden Katalogs ausverkauft. Kontaktieren Sie uns wenn Sie einen ähnlichen Artikel benötigen dieser aber nicht im Katalog enthalten ist: Alternativen könnten verfügbar sein. TVH ist Lieferant von Ersatzteilen und Zubehör die für die OEM – Ausstattung geeignet sind. OEM-Referenzen und Marken sind rein Indikativ und bedeuten nicht, dass das Zubehör und/oder Ersatzteile vom Originalgeräte- oder Ersatzteilhersteller sind. Druckfehler vorbehalten. Alle Verkäufe unterliegen den Allgemeinen Geschäftsbedingungen [www.tvh.com/avv](http://www.tvh.com/avv).
-  La mayoría de los artículos que figuran en este catálogo se encuentran en stock, a menos que tras la publicación de este catálogo se hayan agotado. Contacte con nosotros si desea un artículo similar que no se halle en este catálogo : es posible que podamos ofrecerle aquel que usted necesita. TVH es un proveedor de recambios y accesorios adecuados para equipos OEM. Las referencias y marcas OEM mencionadas son meramente indicativas y no implican que los accesorios y / o recambios procedan del fabricante de maquinaria o recambios original. Por favor, consulte nuestras condiciones de venta en [www.tvh.com/avv](http://www.tvh.com/avv).
-  La maggior parte dei ricambi elencati in questo catalogo sono a stock, a meno che dopo la pubblicazione di questo catalogo sono stati venduti. Contattecì se desiderate un articolo simile che non è riportato in questo catalogo: è possibile che possiamo offrire anche questi. TVH è un fornitore di pezzi di ricambio e accessori per OEM, riferimenti OEM e marche sono solo indicativi e non implicano che gli accessori e/o di componenti derivino dal costruttore originale o dal produttore del componente. Si prega di consultare i nostri termini di vendita su [www.tvh.com/avv](http://www.tvh.com/avv).
-  Części z tego katalogu są zazwyczaj na stanie magazynowym. Również części które nie są wyszczególnione w katalogu mogą być dostarczone na zamówienie w najkrótszym możliwym terminie. Opis części O.E.M. jest używany informacyjnie i nie wskazuje na to, że dany produkt jest wyprodukowany przez podanego producenta. Zawartość katalogu może ulec zmianie bez wcześniejszego informowania o tym. Wszystkie użyte zdjęcia, rysunki, nazwy marek, opis i numery służą tylko do identyfikacji.
-  Запчасти из настоящего списка, как правило, имеются в запасе, если только он не распродан. Прочие, не фигурирующие в списке артикулы, могут быть поставлены в самые кратчайшие сроки. Указание оригинальных номеров производителя не предполагает обязательного оригинального происхождения самих деталей. Данный список может изменяться без предварительного уведомления. Все использованные фото, рисунки, иллюстрации, названия брендов, наименования и номера служат исключительно для цели идентификации.





Go to **downloads** on **www.tvh.com** to find all catalogues.

## Consumables & accessories

REF 39423578

Our Consumables & accessories catalogue contains an extensive range of safety products for your personnel, machines and warehouse, all types of tools, a wide variety of warehouse equipment, a wide range of oils, sprays, paint & accessories and practical accessories for your lift truck or warehouse equipment.

## Replacement parts for tail lifts

REF 24154086

You can not only find the correct part per make, but you can also find universal parts and accessories for your tail lifts. To make this overview complete, we also put consumables in the catalogue.

# TOTAL SOURCE®



PARTS & ACCESSORIES



TVH PARTS NV  
Brabantstraat 15 · 8790 Waregem · Belgium  
T +32 56 43 42 11 · F +32 56 43 44 88 · info@tvh.com · www.tvh.com

**TVHPARTS**